



US00D986072S

(12) **United States Design Patent**
Fujimura et al.

(10) **Patent No.:** **US D986,072 S**

(45) **Date of Patent:** **** *May 16, 2023**

- (54) **COLOR MATCHING CARD**
- (71) Applicant: **CELLSPECT CO., LTD.**, Iwate (JP)
- (72) Inventors: **Yoshie Fujimura**, Iwate (JP);
Tomohiko Edura, Iwate (JP); **Seung Kyum Kim**, Iwate (JP); **Takashi Ito**, Iwate (JP)
- (73) Assignee: **CELLSPECT CO., LTD.**, Iwate (JP)
- (*) Notice: This patent is subject to a terminal disclaimer.

- D133,842 S * 9/1942 Alt D10/64
- D180,144 S * 4/1957 George D20/18
- 2,810,205 A * 10/1957 Beck A41H 25/00
D10/64
- D222,388 S * 10/1971 Meldrum D10/64
- D229,128 S * 11/1973 Little D10/65
- 4,490,916 A * 1/1985 Blum B43L 13/201
D10/64
- D285,289 S * 8/1986 Wimmer D10/64
- 4,936,020 A * 6/1990 Neblett B43L 13/20
33/476
- D318,241 S * 7/1991 Burton D10/64
- 5,368,589 A * 11/1994 Tovey A61B 90/06
D10/64

(Continued)

(**) Term: **15 Years**

Primary Examiner — George D. Kirschbaum
Assistant Examiner — Antoinette Martine Suiter
(74) *Attorney, Agent, or Firm* — Nakanishi IP Associates, LLC

(21) Appl. No.: **29/795,350**

(22) Filed: **Jun. 17, 2021**

(30) **Foreign Application Priority Data**

Dec. 18, 2020 (JP) 2020-027422 D

(51) **LOC (14) Cl.** **10-07**

(52) **U.S. Cl.**
USPC **D10/46; D24/216**

(58) **Field of Classification Search**
USPC D19/9-12; D20/27, 22, 11; D24/216,
D24/223, 224, 225, 140; D5/63;
D10/46, 46.1, 64, 74, 80
CPC G03F 7/0002; G03F 9/00; B44D 2/007;
B26F 1/02; B26F 1/40; B26B 29/06;
D06H 7/24; B44B 5/0052
See application file for complete search history.

(56) **References Cited**

U.S. PATENT DOCUMENTS

- D26,499 S * 1/1897 Wielar D10/46.1
- 1,633,163 A * 6/1927 Crouse B43L 13/206
33/1 A

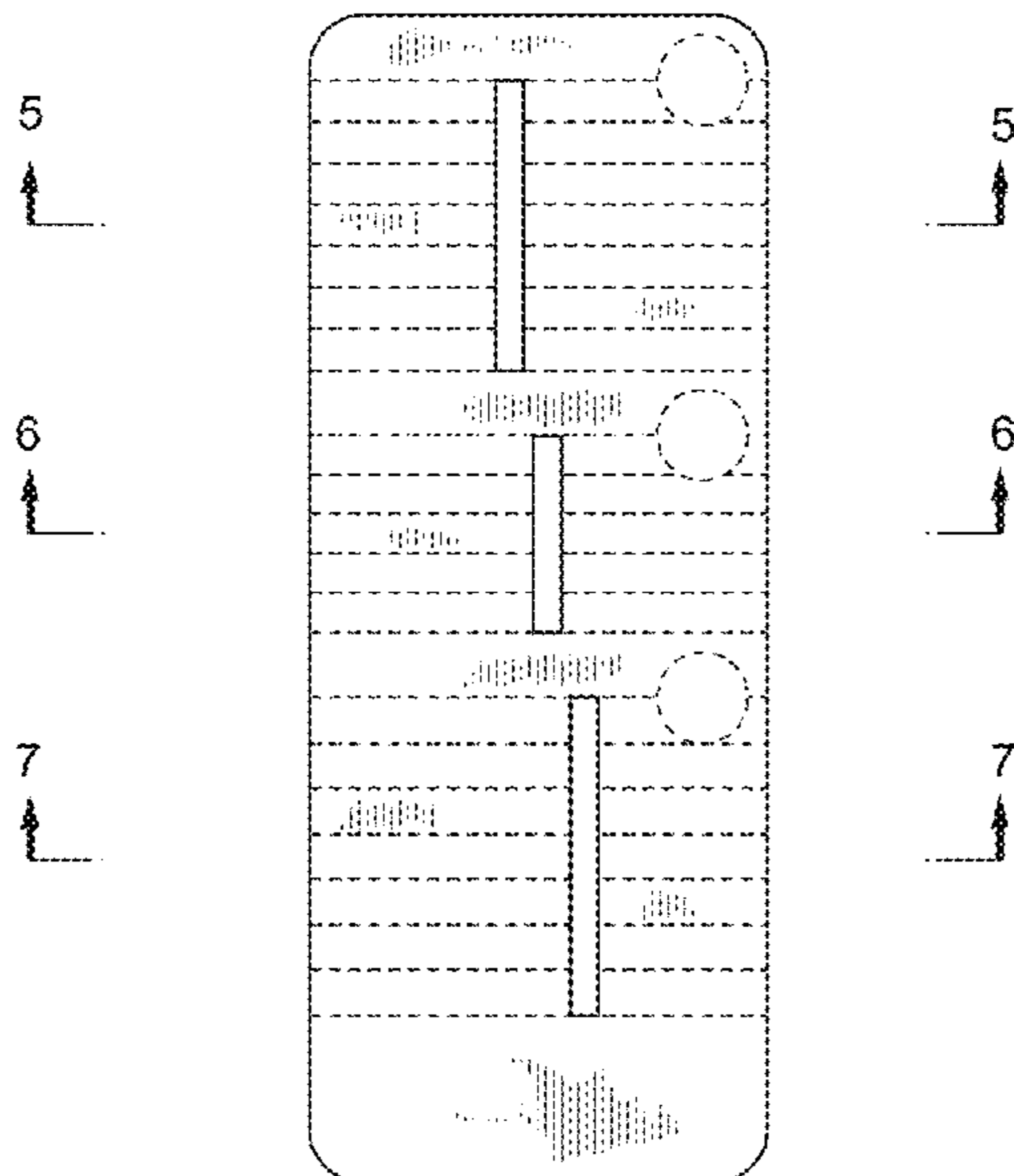
(57) **CLAIM**

The ornamental design for a color matching card, as shown and described.

DESCRIPTION

FIG. 1 is a front view of a color matching card;
FIG. 2 is a rear view thereof;
FIG. 3 is a plan view thereof;
FIG. 4 is a right side view thereof;
FIG. 5 is an end view taken along line 5-5 shown in FIG. 1;
FIG. 6 is an end view taken along line 6-6 shown in FIG. 1;
and,
FIG. 7 is an end view taken along line 7-7 shown in FIG. 1.
The bottom view is omitted since it is symmetrical to the plan view. The left side view is omitted since it is symmetrical to the right side view. The dash-dash broken lines disclose the features of the color matching card and form no part of the claimed design. The dot-dash broken lines indicate the direction and location of the cutaway views.

1 Claim, 7 Drawing Sheets



(56)

References Cited

U.S. PATENT DOCUMENTS

5,403,784 A * 4/1995 Hashemi H01L 23/642
 257/E23.101
 D365,293 S * 12/1995 Stallings D10/46
 D418,071 S * 12/1999 Vouyouka D10/64
 D462,125 S * 8/2002 Pham D24/225
 D496,405 S * 9/2004 Stewart D20/27
 D505,346 S * 5/2005 Namaky D10/80
 D507,053 S * 7/2005 Åkerfeldt D10/64
 D508,861 S * 8/2005 Zavala D10/64
 D596,753 S * 7/2009 LaStella D24/216
 D625,206 S * 10/2010 Locascio D10/64
 D637,503 S * 5/2011 Zieman D10/64
 D656,423 S * 3/2012 Zieman D10/64
 D657,269 S * 4/2012 Zieman D10/64
 D669,191 S * 10/2012 Handique D24/225
 D728,028 S * 4/2015 Michalscheck D20/27
 D851,510 S * 6/2019 Jans D10/64
 D863,078 S * 10/2019 Kiley D10/64
 D898,222 S * 10/2020 Chou D24/225
 D908,914 S * 1/2021 Heron D24/225
 D937,664 S * 12/2021 Brunskill D8/354
 2003/0207236 A1 * 11/2003 Pestl G09B 11/04
 434/100
 2014/0012119 A1 * 1/2014 Geaghan A61B 5/68335
 604/179

* cited by examiner

Fig. 1

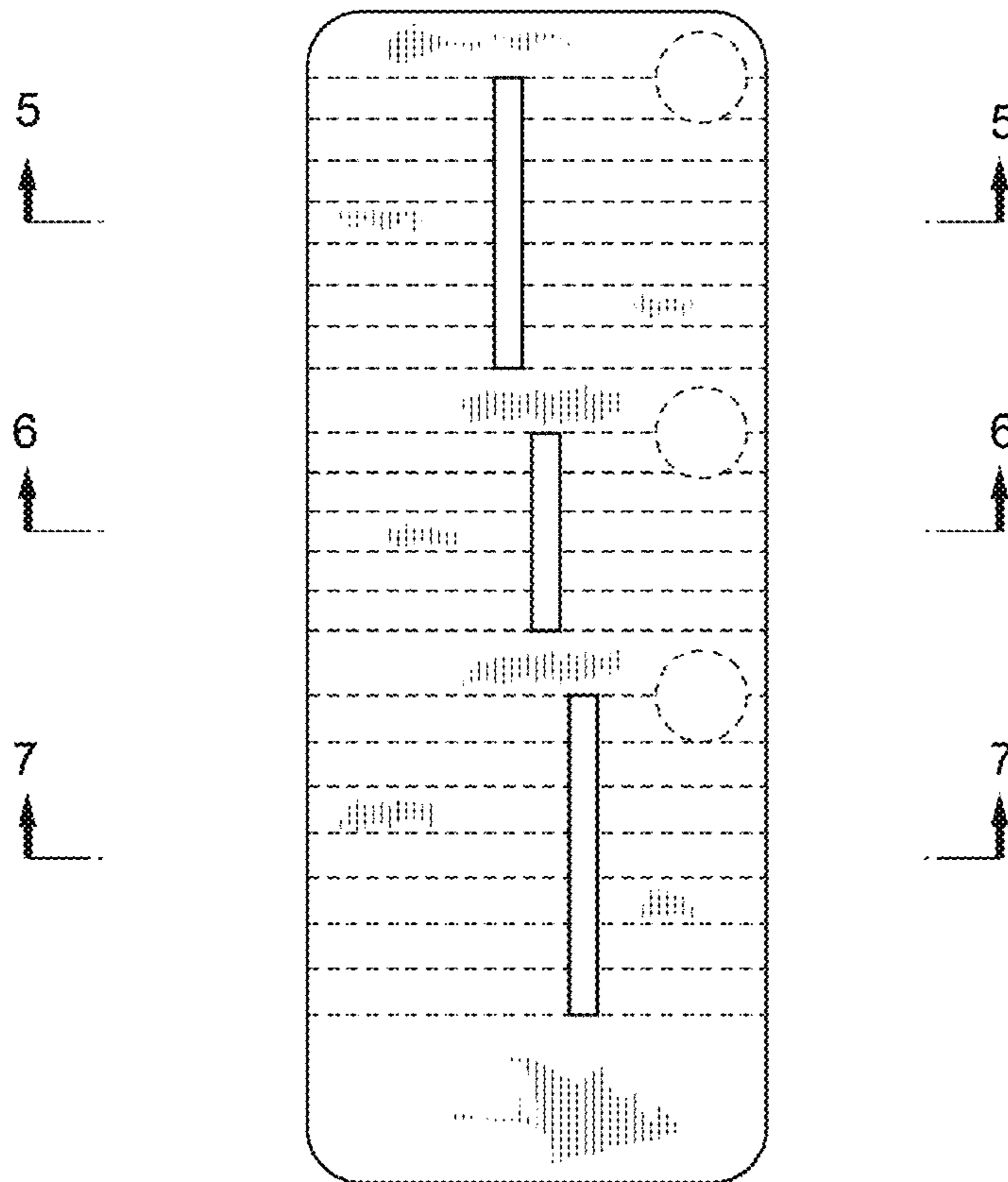


Fig. 2

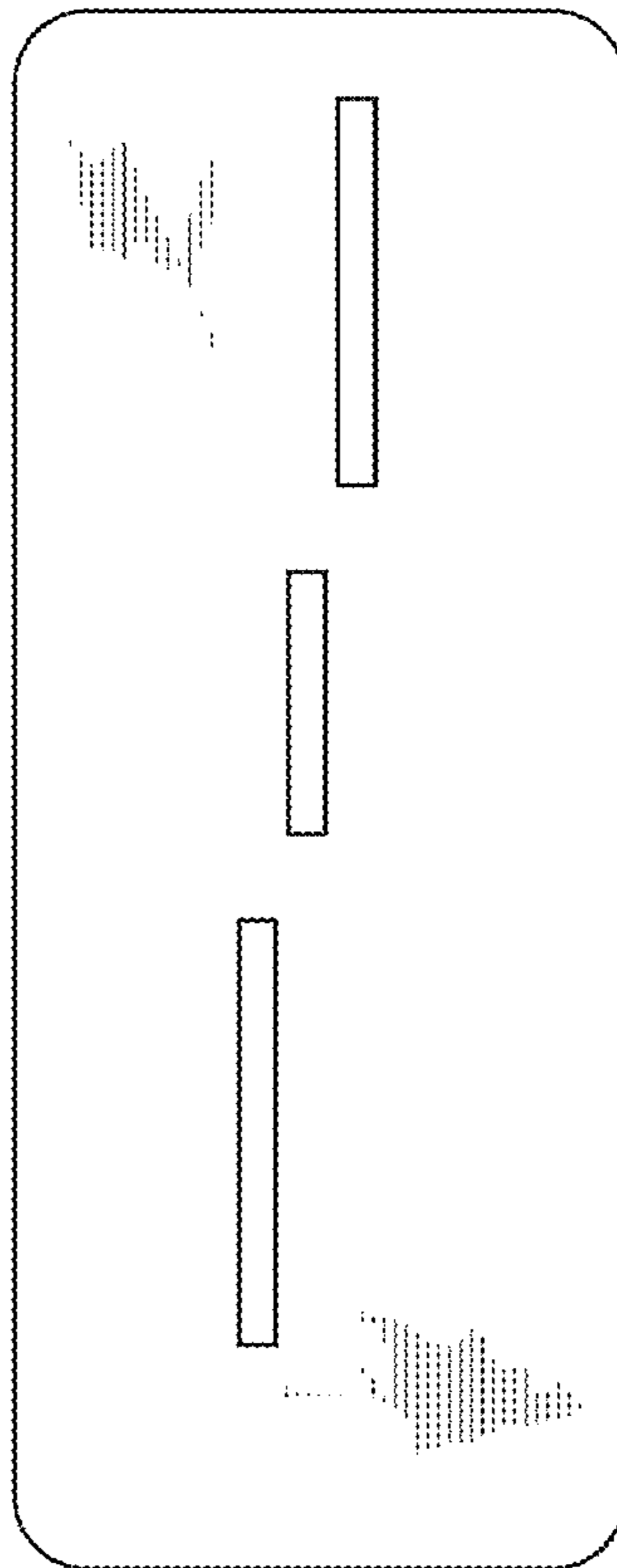


Fig. 3



Fig. 4



Fig. 5



Fig. 6



Fig. 7

