



US00D986030S

(12) **United States Design Patent** (10) **Patent No.:** **US D986,030 S**
Lovejoy et al. (45) **Date of Patent:** **** May 16, 2023**

(54) **KEYPAD FOR DOOR LOCK**
(71) Applicant: **ASSA ABLOY Residential Group, Inc.**, New Haven, CT (US)
(72) Inventors: **Garrett Lovejoy**, Raleigh, NC (US); **Tiffany Mayo**, Shelton, CT (US); **Vu Nguyen**, West Hartford, CT (US); **Wai P. Wong**, Orange, CT (US); **Scott Henderson**, Brooklyn, NY (US)
(73) Assignee: **ASSA ABLOY Residential Group, Inc.**, New Haven, CT (US)
(**) Term: **15 Years**
(21) Appl. No.: **29/812,460**
(22) Filed: **Oct. 21, 2021**
(51) **LOC (14) Cl.** **08-07**
(52) **U.S. Cl.**
USPC **D8/331**
(58) **Field of Classification Search**
USPC D8/330-348, 350
CPC E05B 39/00; E05B 43/00; E05B 45/00;
E05B 47/00; E05B 51/00; E05B 55/00;
E05B 63/00; E05B 65/00; E05B 73/00;
E05B 45/06; E05B 17/226
See application file for complete search history.

D866,291 S * 11/2019 Morstatt D8/330
D872,560 S * 1/2020 Watson D8/350
D905,535 S * 12/2020 Liu D8/343
D906,783 S * 1/2021 Jung D8/330
D911,818 S * 3/2021 Lu D8/350
(Continued)

OTHER PUBLICATIONS

Treger et al., Keypad for Door Lock. Co-pending U.S. Appl. No. 29/812,458, filed Oct. 21, 2021.
(Continued)

Primary Examiner — David G Muller
Assistant Examiner — Christina Gabrielle Cosden
(74) *Attorney, Agent, or Firm* — Wolf, Greenfield & Sacks, P.C.

(57) **CLAIM**

The ornamental design for a keypad for door lock, as shown and described.

DESCRIPTION

FIG. 1 is a top, front, right side perspective view of a first embodiment of a keypad for door lock;
FIG. 2 is a front elevation view of FIG. 1;
FIG. 3 is a rear elevation view of FIG. 1;
FIG. 4 is a left side elevation view of FIG. 1;
FIG. 5 is a right side elevation view of FIG. 1;
FIG. 6 is a top plan view of FIG. 1;
FIG. 7 is a bottom plan view of FIG. 1; and,
FIG. 8 is a cross sectional view taken along line 8-8 of FIG. 2.

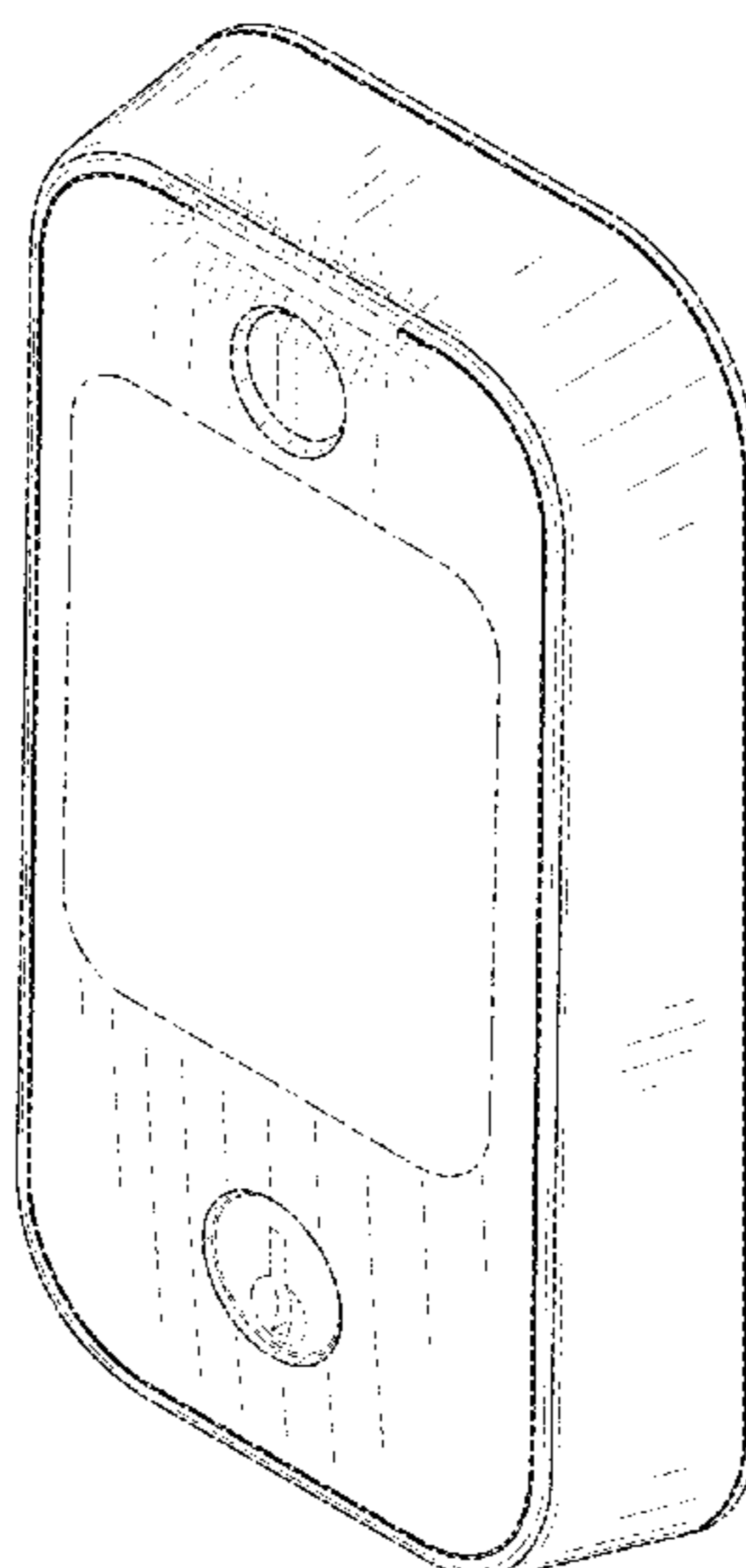
The dash-dash broken lines show portions of the keypad for a door lock that form no part of the claimed design. The dot-dash broken lines represent boundaries of the claimed design and form no part of the claimed design. The dash-dash broken lines radiating from the bar shown in FIGS. 1, 2, 4, 5, 6 and 8 represent illumination only and form no part of the claimed design.

1 Claim, 8 Drawing Sheets

(56) **References Cited**

U.S. PATENT DOCUMENTS

D682,657 S * 5/2013 Roberts, III D8/350
D682,658 S * 5/2013 Cramer D8/350
D722,260 S * 2/2015 Warmenhoven D8/350
D737,661 S * 9/2015 Chan D8/350
D756,196 S * 5/2016 Huang D8/350
D781,130 S * 3/2017 Shargh D8/330
D818,797 S * 5/2018 Morstatt D8/343
D835,970 S * 12/2018 Morstatt D8/330
D844,411 S * 4/2019 Griswold D8/353
D853,823 S * 7/2019 Hsu D8/334



(56)

References Cited

U.S. PATENT DOCUMENTS

D911,819 S *	3/2021	Liu	D8/350
D911,820 S *	3/2021	Liu	D8/350
D914,485 S *	3/2021	Lu	D8/350
D914,486 S *	3/2021	Lu	D8/350
D915,176 S *	4/2021	Singtoroj	D8/331
D938,799 S *	12/2021	Wei	D8/331
D944,626 S *	3/2022	Liu	D8/353
2020/0224457 A1 *	7/2020	Shaw	E05B 47/0012

OTHER PUBLICATIONS

Treger et al., Lock. Co-pending U.S. Appl. No. 29/820,195, filed Dec. 20, 2021.

U.S. Appl. No. 29/820,195, filed Dec. 20, 2021, Treger et al.

* cited by examiner

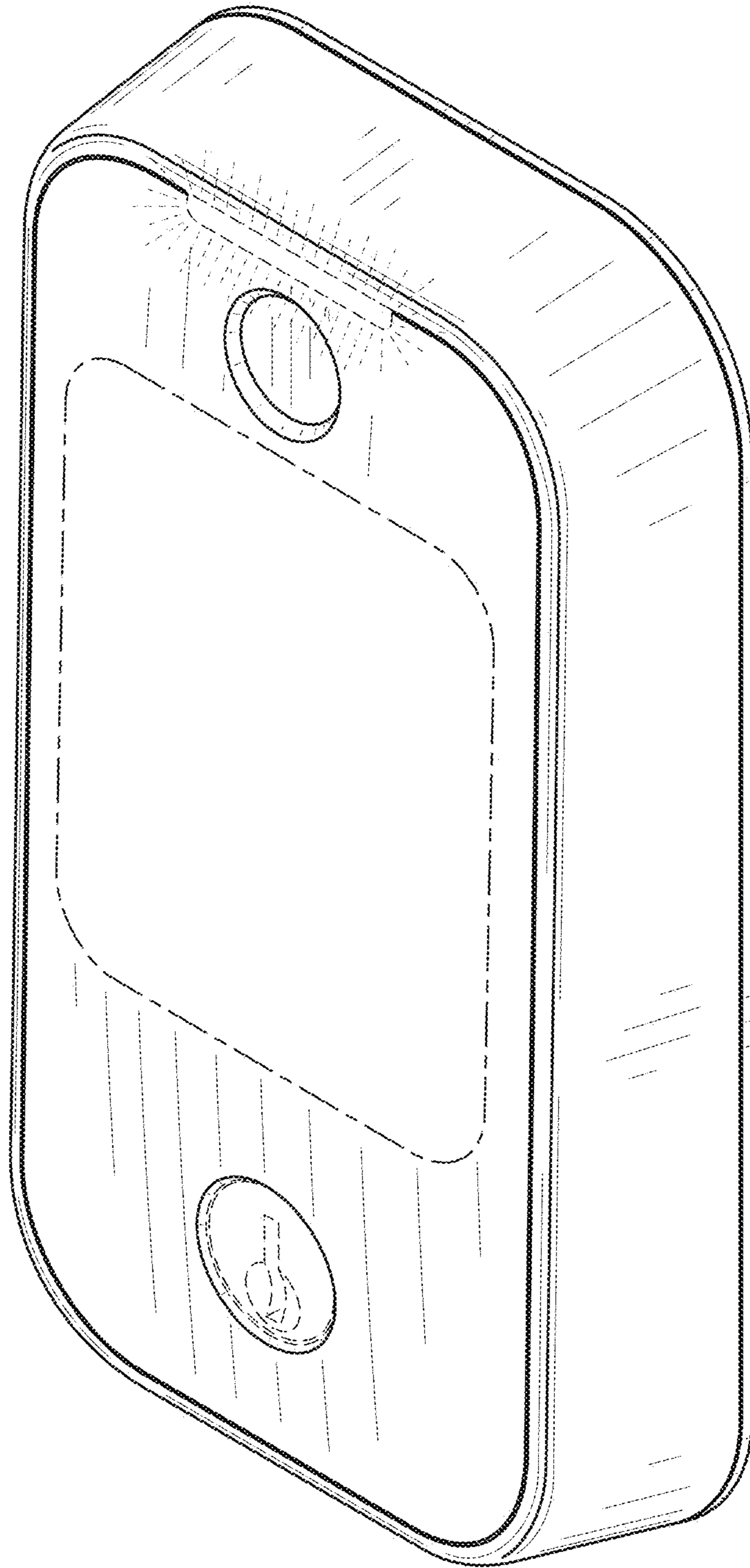


FIG. 1

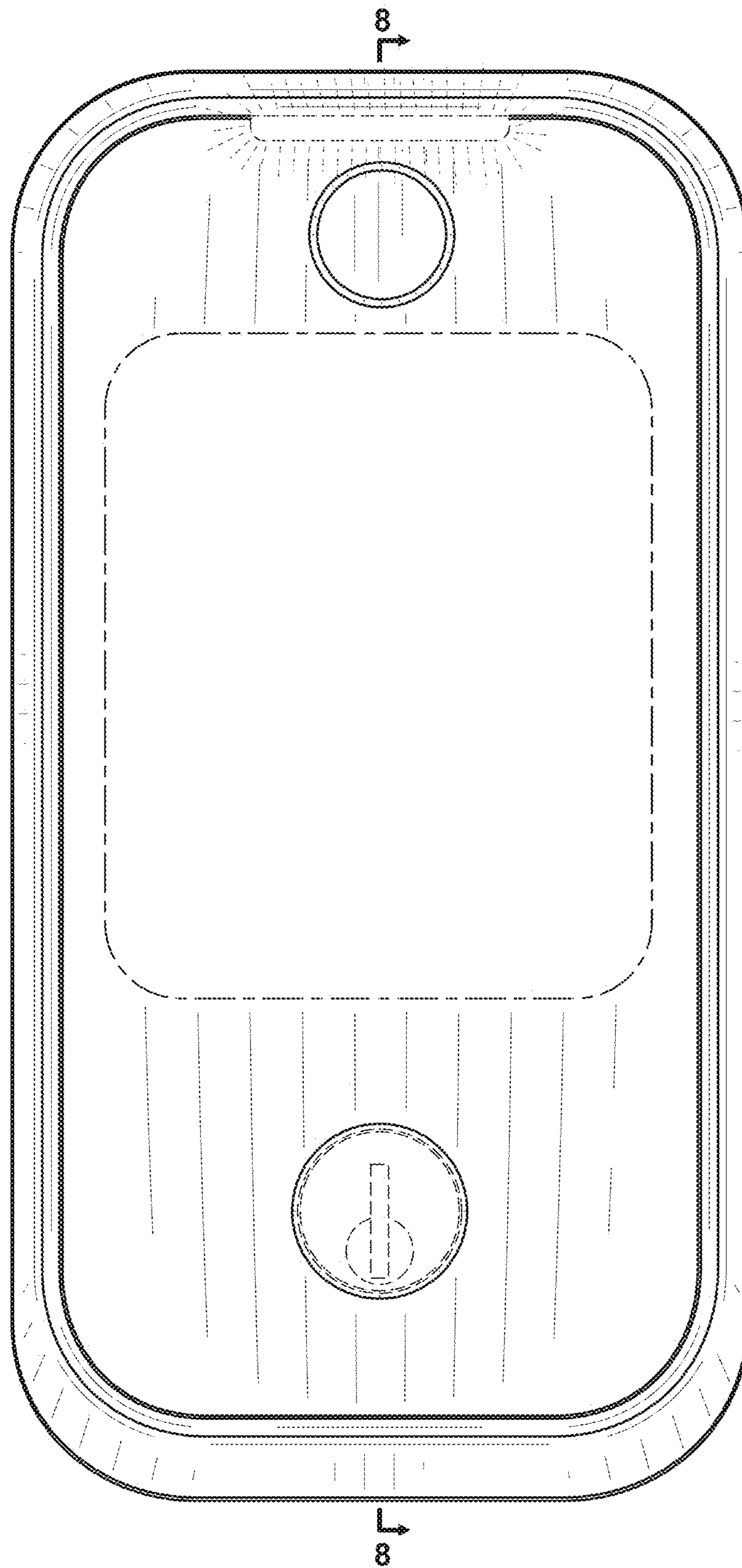


FIG. 2




FIG. 3




FIG. 4




FIG. 5

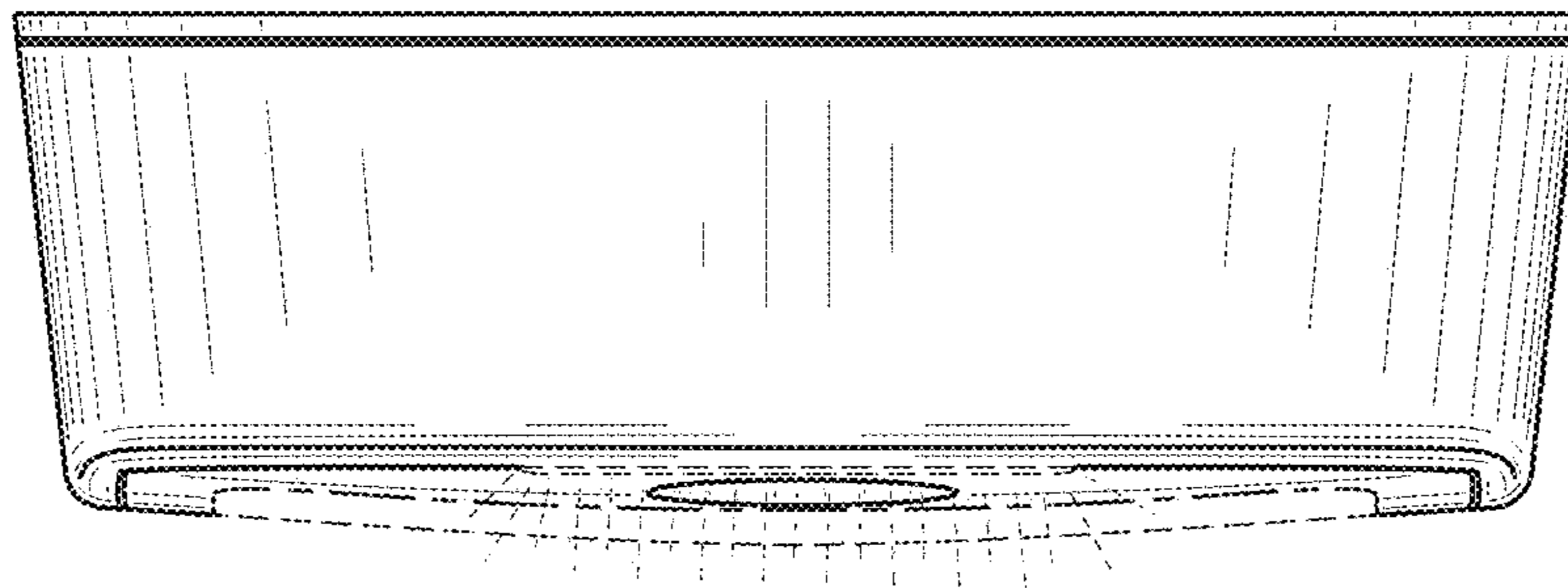


FIG. 6



FIG. 7



FIG. 8