



US00D985988S

(12) **United States Design Patent**
Hendifar

(10) **Patent No.:** **US D985,988 S**

(45) **Date of Patent:** **** May 16, 2023**

(54) **FLUTED LEG**

(71) Applicant: **Apparatus LLC**, New York, NY (US)

(72) Inventor: **Gabriel Hendifar**, New York, NY (US)

(73) Assignee: **APPARATUS LLC**, New York, NY (US)

(**) Term: **15 Years**

(21) Appl. No.: **29/813,926**

(22) Filed: **Nov. 2, 2021**

(51) **LOC (14) Cl.** **06-06**

(52) **U.S. Cl.**
USPC **D6/709.18**

(58) **Field of Classification Search**
USPC D6/692, 702, 708, 708.16, 708.17,
D6/708.22, 708.23, 708.25, 709, 709.17,
D6/709.18, 709.2, 709.21, 709.22, 712
CPC . A47B 19/00; A47B 19/005; A47B 2200/002;
A47B 2200/0025; A47B 2200/0035
See application file for complete search history.

(56) **References Cited**

U.S. PATENT DOCUMENTS

2,738,246	A *	3/1956	Hogan, Jr.	F16B 12/52 248/188.8
D333,056	S *	2/1993	Kaye	D6/365
D367,841	S *	3/1996	Garellick	D6/708.17
D577,931	S *	10/2008	Thompson	D6/718
D587,941	S *	3/2009	Singh	D6/712

D593,778	S *	6/2009	Muhich	D6/708.17
D665,248	S *	8/2012	Vu	D6/709
D793,786	S *	8/2017	Rawls-Meehan	D6/709

OTHER PUBLICATIONS

Turned Legs, VintageTurkishHome—Etsy <https://www.etsy.com/listing/1315011453/turned-legs-replacement-legs-turned> retrieved from the internet on Mar. 14, 2023.*

Essex Leg, By Designs of Distinction® Furniture Findings—Wayfair <https://www.wayfair.com/Designs-of-Distinction%C2%AE-Furniture-Findings--Essex-Leg-01700412PB1-L3120-K~DMIG1107.html> retrieved from the internet on Mar. 14, 2023.*

* cited by examiner

Primary Examiner — Mary Ann Calabrese

(74) *Attorney, Agent, or Firm* — Gottlieb, Rackman & Reisman, P.C.

(57) **CLAIM**

I claim the ornamental design for a fluted leg, as shown and described.

DESCRIPTION

FIG. 1 is a front perspective view of a fluted leg showing my new design;

FIG. 2 is a front elevational view of FIG. 1;

FIG. 3 is a rear elevational view of FIG. 1;

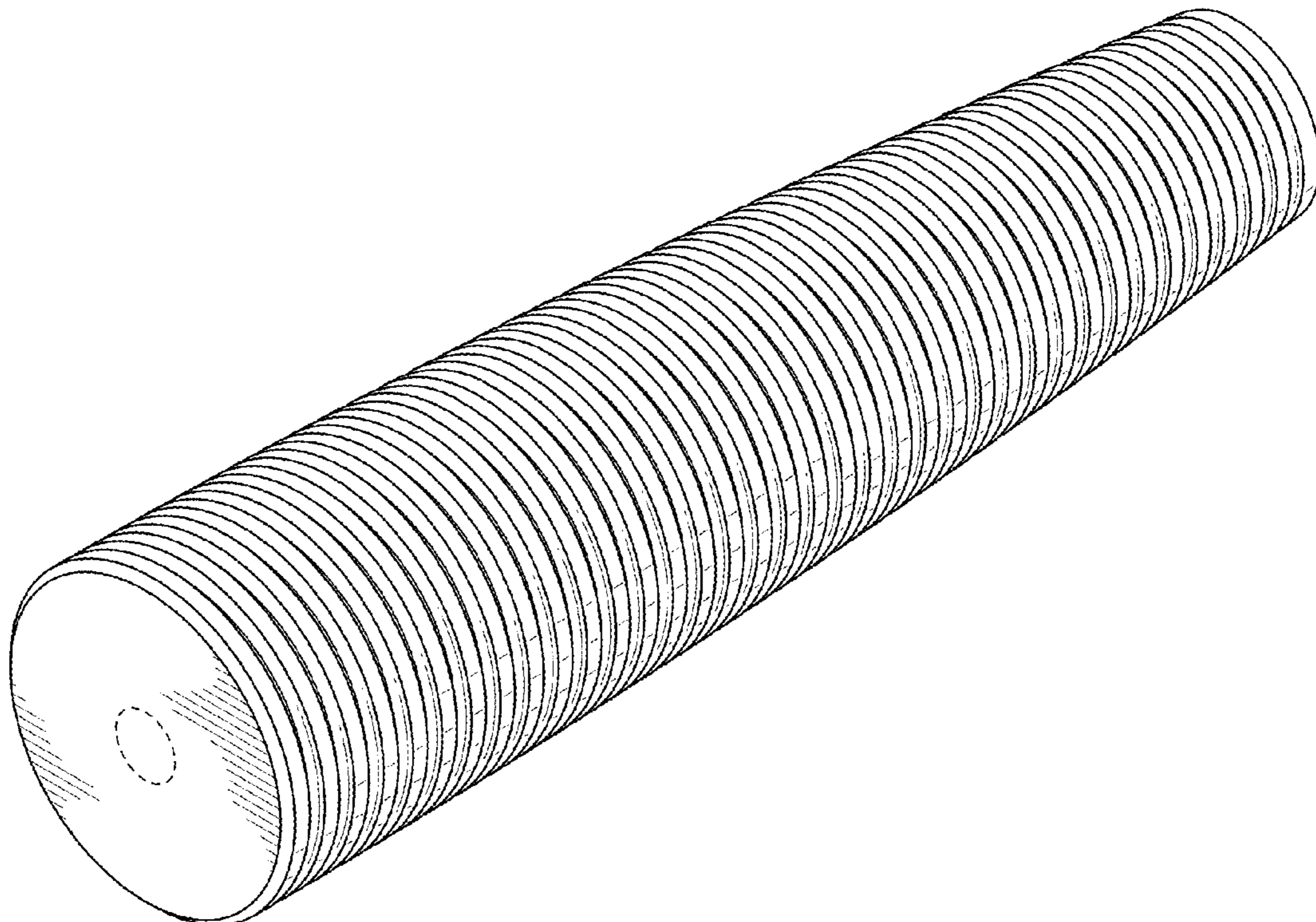
FIG. 4 is a left side elevational view of FIG. 1;

FIG. 5 is a right side elevational view of FIG. 1;

FIG. 6 is a top plan view of FIG. 1; and,

FIG. 7 is a bottom plan view of FIG. 1.

1 Claim, 7 Drawing Sheets



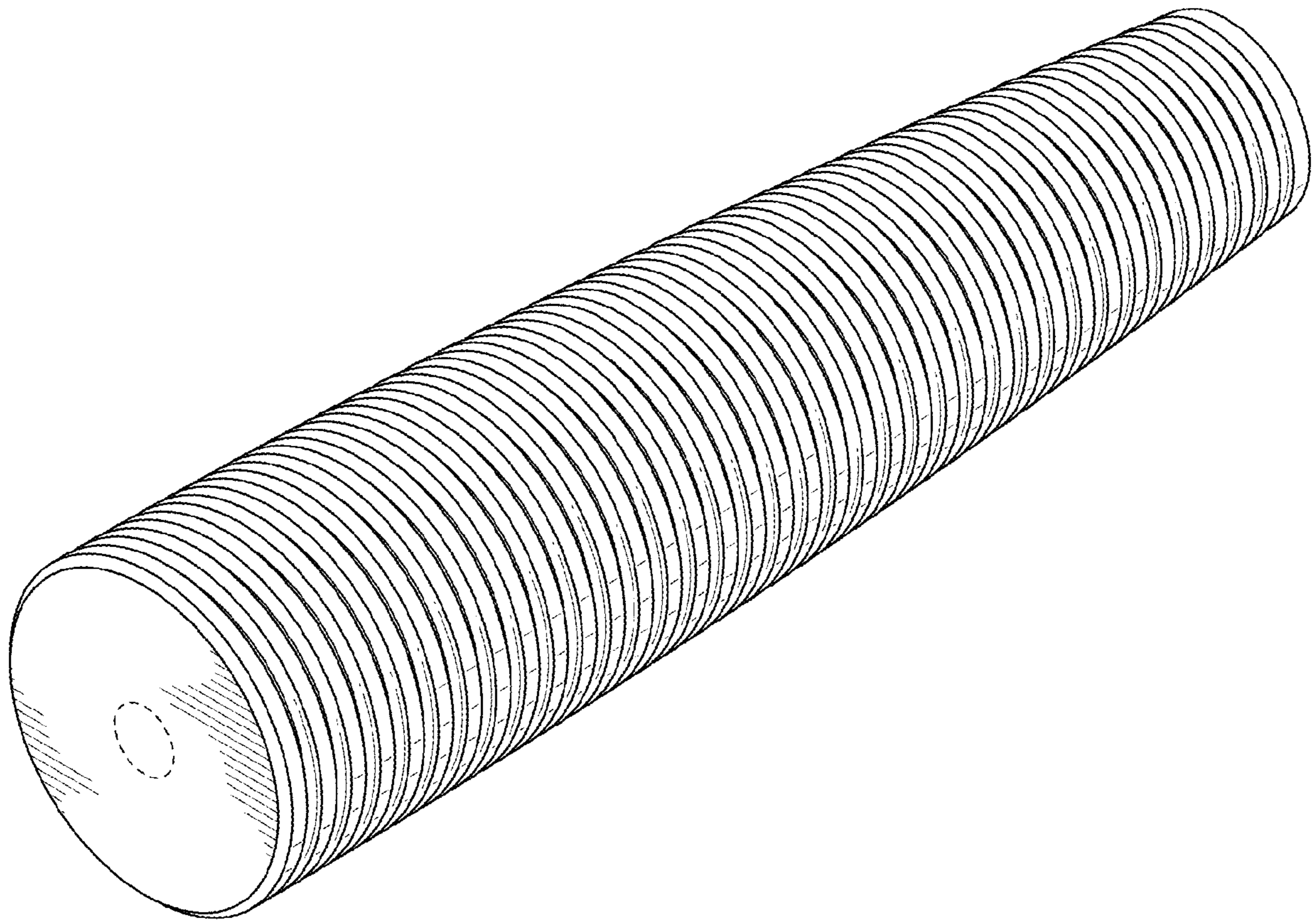


FIG. 1

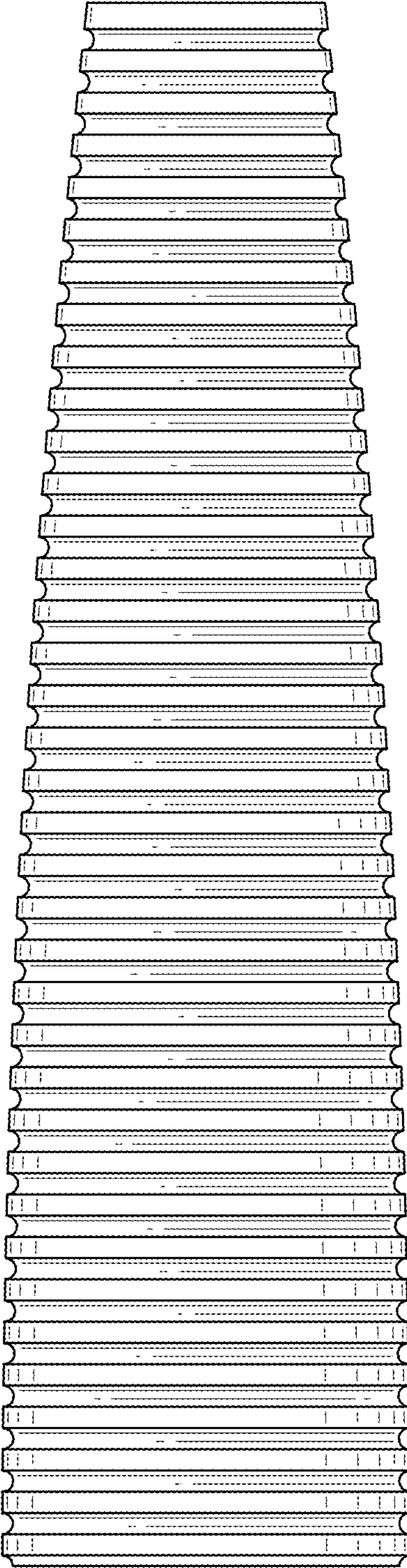


FIG. 2

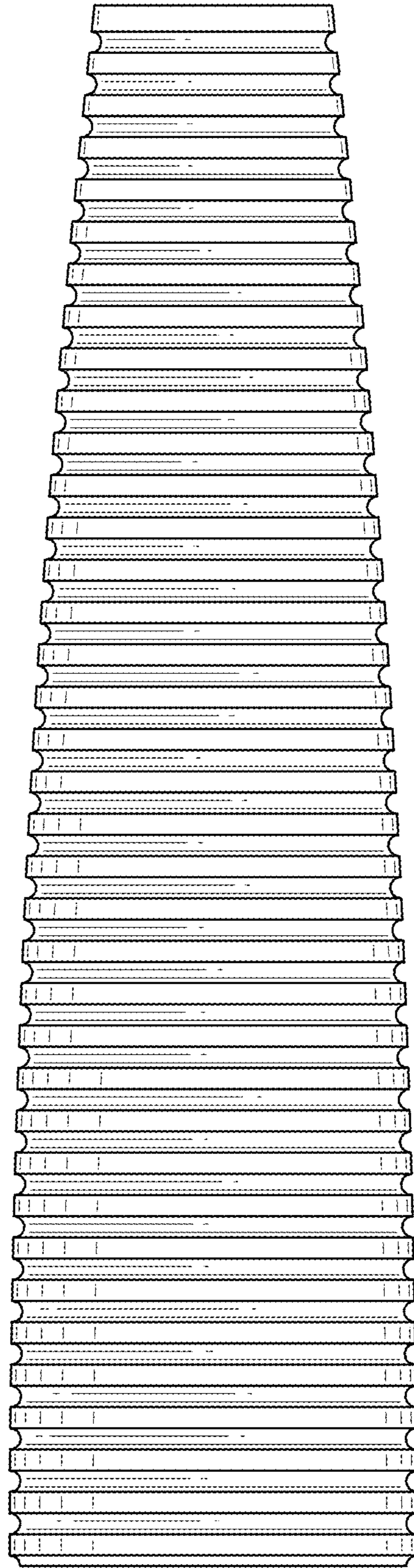


FIG. 3

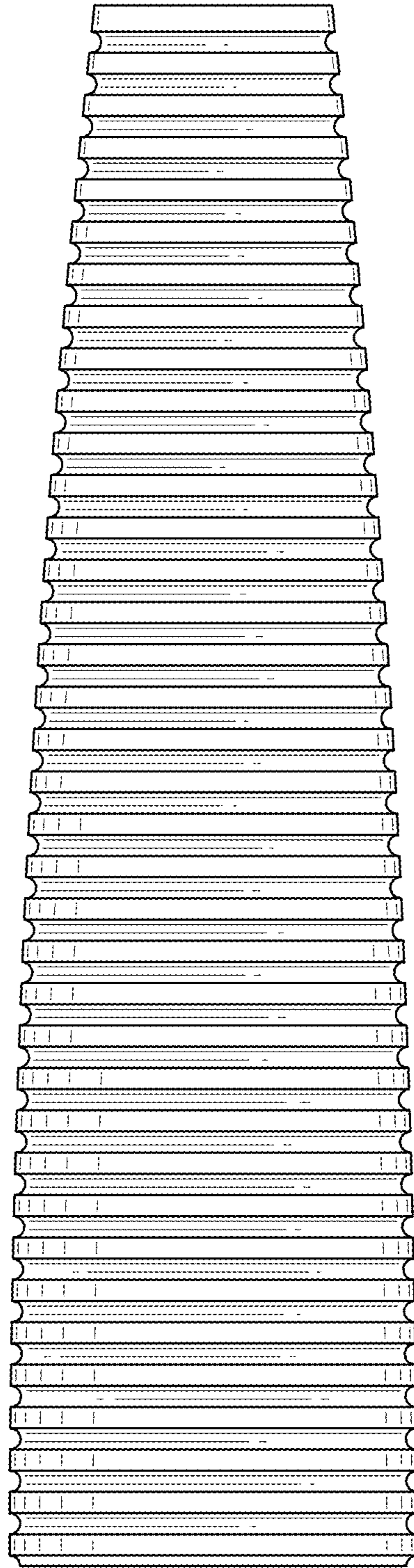


FIG. 4

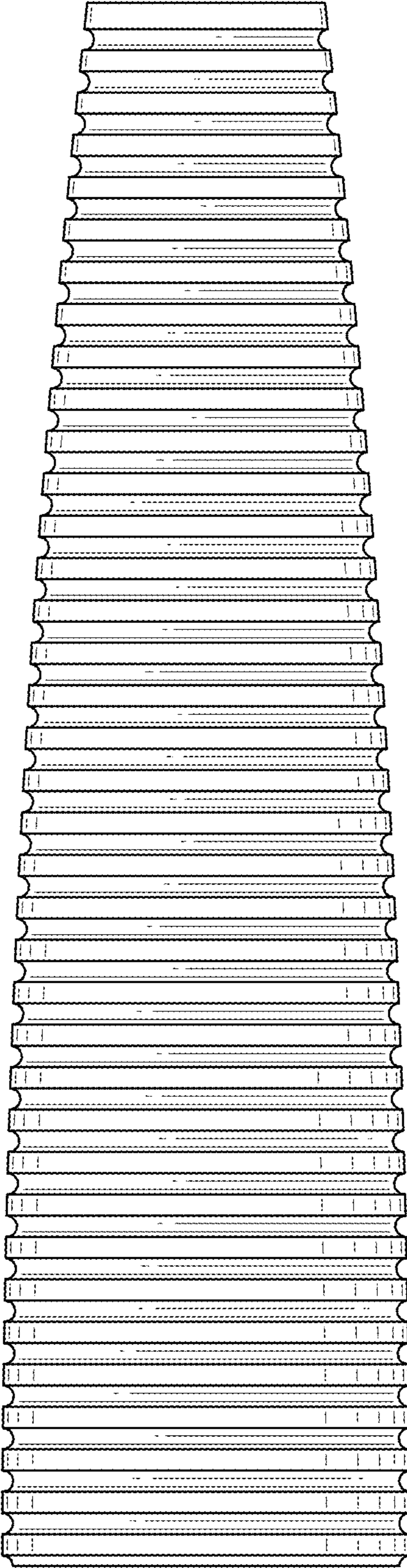


FIG. 5




FIG.6

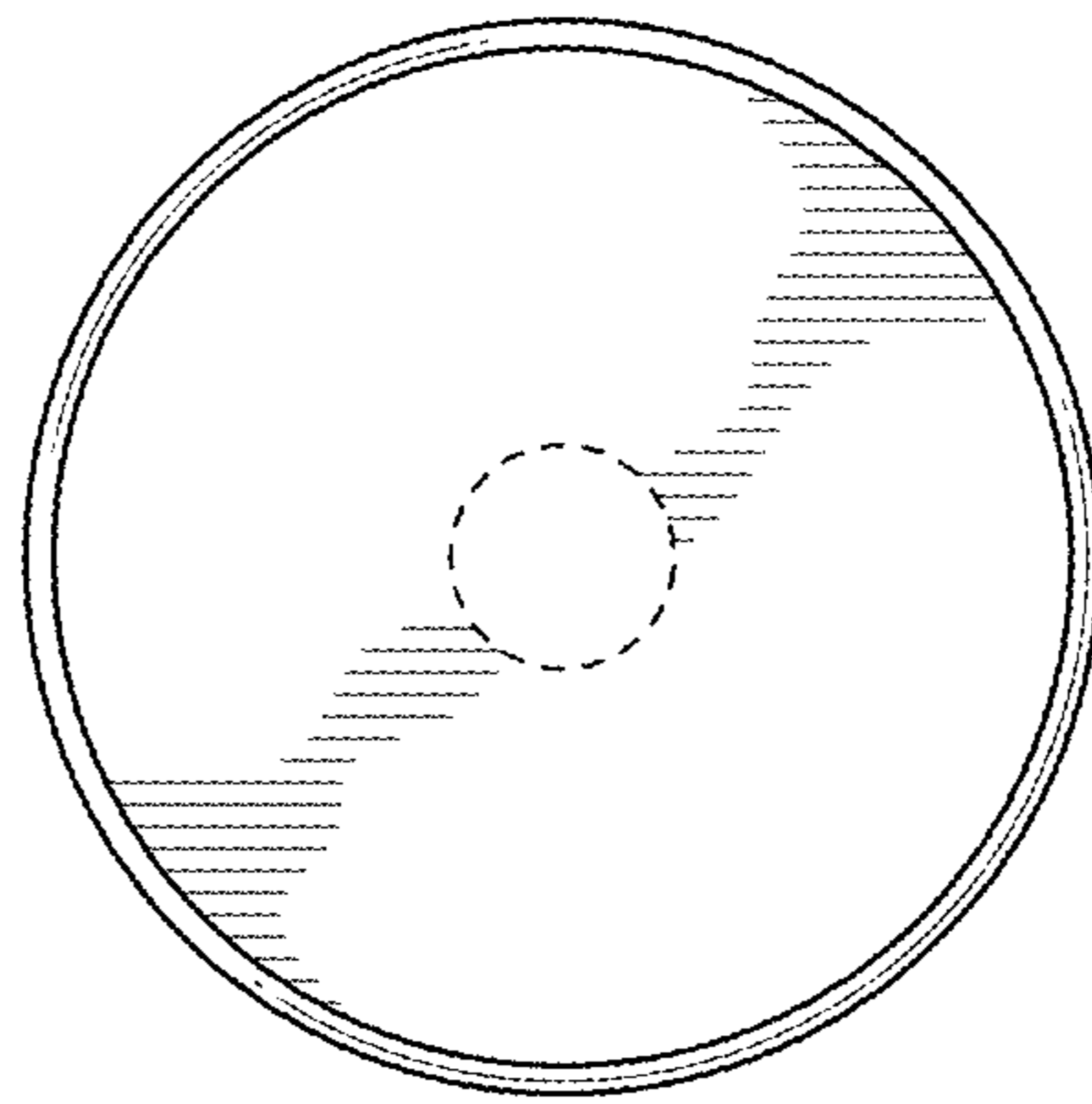


FIG. 7