



US00D985985S

(12) **United States Design Patent** (10) **Patent No.:** **US D985,985 S**
Guo (45) **Date of Patent:** **** May 16, 2023**

(54) **SIDE TABLE**

(71) Applicant: **Henan Jingxi Electronic Commerce Co., Ltd.**, Luoyang (CN)

(72) Inventor: **Jinliang Guo**, Luoyang (CN)

(73) Assignee: **Henan Jingxi Electronic Commerce Co., Ltd.**, Luoyang (CN)

(**) Term: **15 Years**

(21) Appl. No.: **29/809,420**

(22) Filed: **Sep. 28, 2021**

(51) **LOC (14) Cl.** **06-03**

(52) **U.S. Cl.**
USPC **D6/692**

(58) **Field of Classification Search**
USPC D6/349, 406.1, 685, 686, 690, 692, D6/692.1–692.6
CPC A47B 7/00; A47B 13/00; A47B 13/02; A47B 13/023; A47B 13/04; A47B 13/06; A47B 13/08; A47B 13/12; A47B 21/00; A47B 2200/0001; A47B 2200/0011; A47B 2200/002

See application file for complete search history.

(56) **References Cited**

U.S. PATENT DOCUMENTS

D363,399 S * 10/1995 Wong D6/692.3
D543,732 S * 6/2007 Alter Molina D6/692.3
D567,547 S * 4/2008 Gauger D6/692.3
D926,506 S * 8/2021 Li D6/692

OTHER PUBLICATIONS

Limari Home Jet V-Shaped Base Mid-Century Wood Veneer End Table—Houzz <https://www.houzz.com/products/limari-home-jett-v-shaped-base-mid-century-wood-veneer-end-table-in-walnut-prvw-vr-93792163> retrieved from the internet on Feb. 21, 2023.*
Graydon Shagreen Round Cocktail Side Table—The World of RH <https://rh.com/catalog/product/product.jsp?productId=prod12800085&sale=false> retrieved from the internet on Sep. 26, 2022.*
Vasagle C-Shaped End Table—Amazon https://www.amazon.com/dp/B0B6378LQ6/ref=sspa_dk_detail_1?psc=1&pd_rd_i=B0B6378LQ6&pd retrieved from the internet on Feb. 21, 2023.*
Gyczycx C Shaped End Table—Amazon <https://www.amazon.com/dp/B0B5LBZTD2/> retrieved from the internet on Feb. 21, 2023.*

* cited by examiner

Primary Examiner — Mary Ann Calabrese

(74) *Attorney, Agent, or Firm* — Xuan Zhang

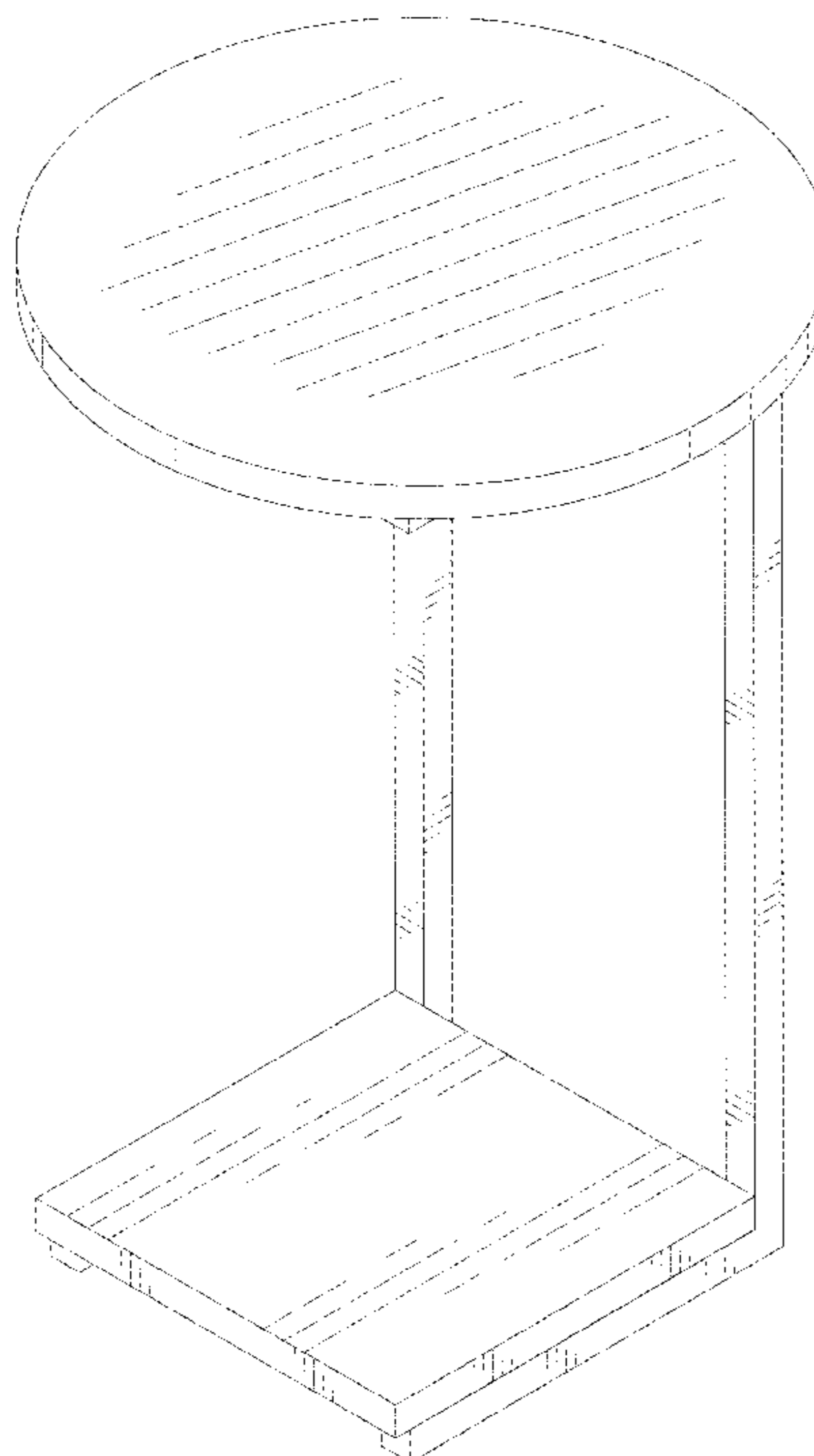
(57) **CLAIM**

The ornamental design for a side table, as shown and described.

DESCRIPTION

FIG. 1 is a top perspective view of a side table showing my new design;
FIG. 2 is a bottom perspective view thereof;
FIG. 3 is a front view thereof;
FIG. 4 is a rear view thereof;
FIG. 5 is a left view thereof;
FIG. 6 is a right view thereof;
FIG. 7 is a top view thereof; and,
FIG. 8 is a bottom view thereof, rotated 90° counter clockwise.

1 Claim, 8 Drawing Sheets



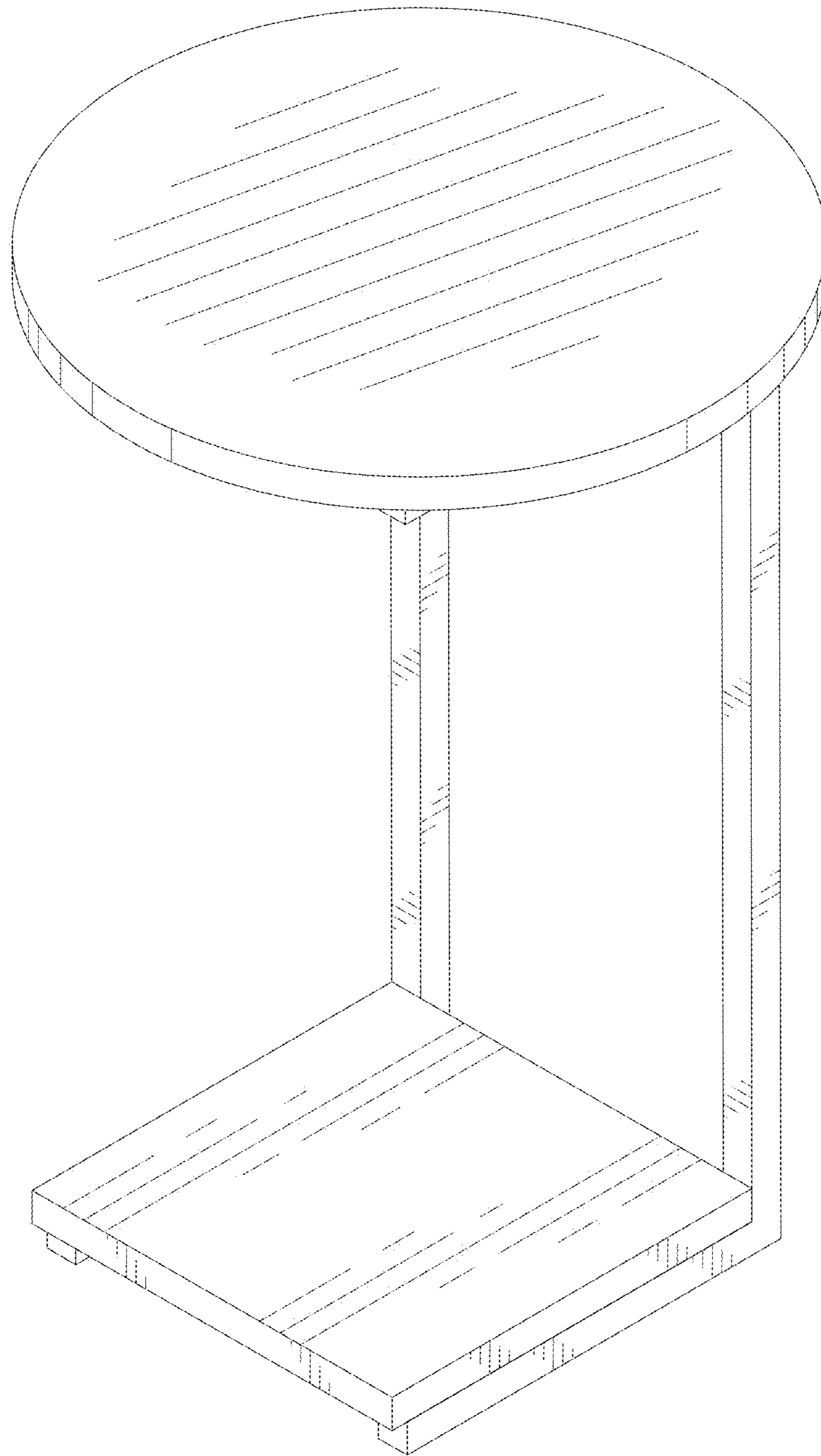


FIG. 1

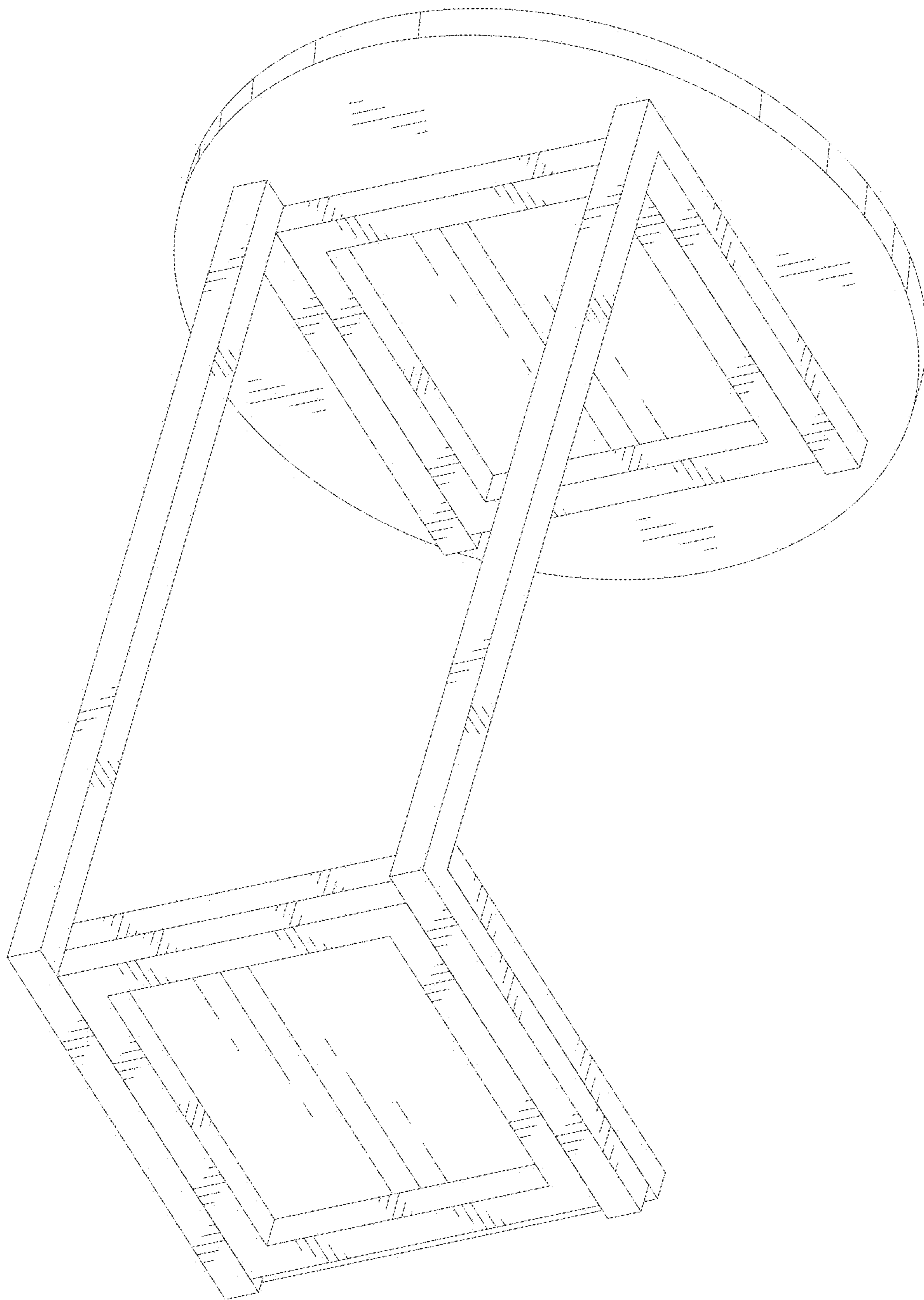


FIG. 2

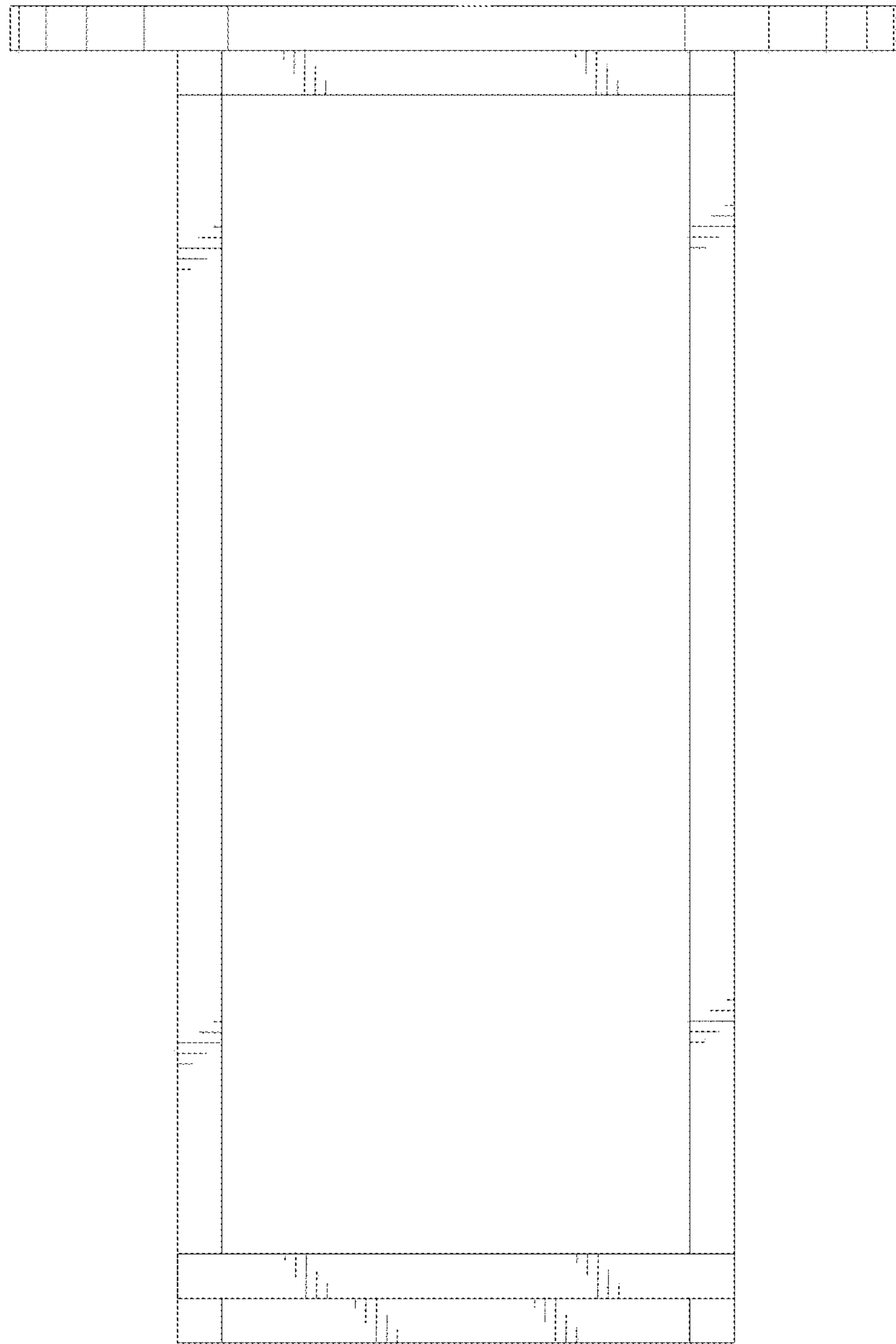


FIG.3

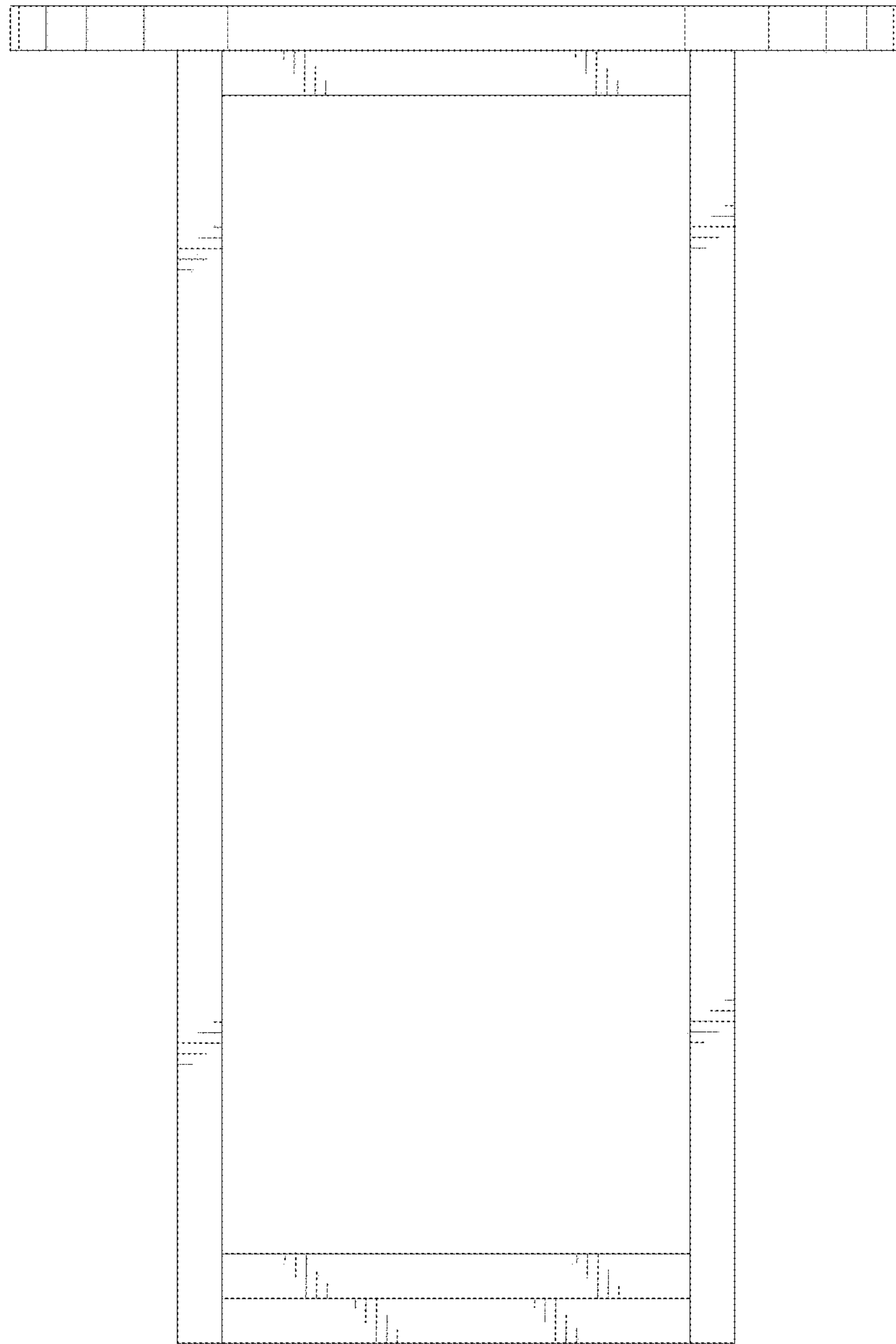


FIG.4




FIG.5




FIG.6




FIG.7

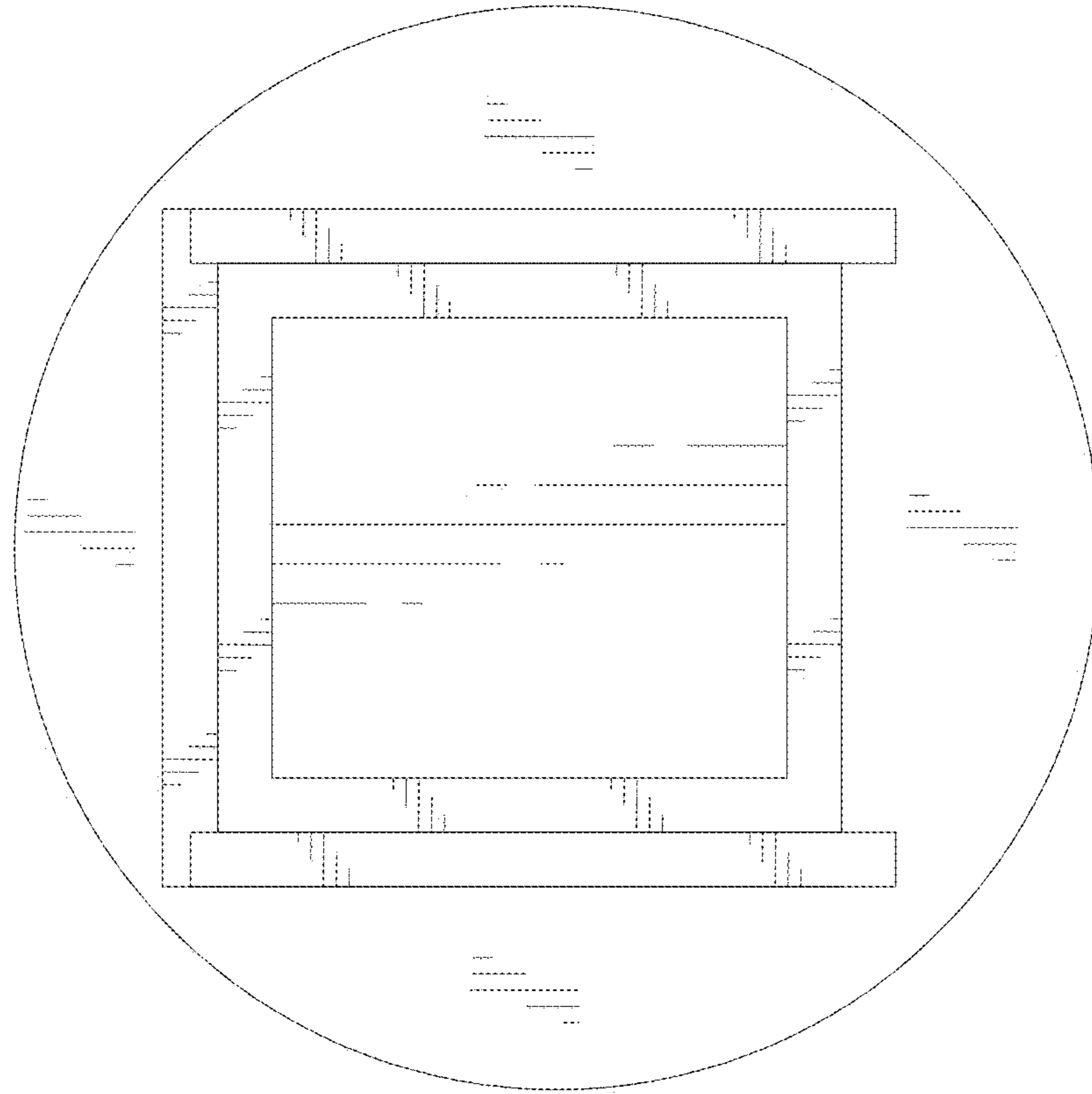


FIG. 8