



US00D985981S

(12) **United States Design Patent**
Cao

(10) **Patent No.:** **US D985,981 S**

(45) **Date of Patent:** **** May 16, 2023**

(54) **STORAGE RACK**

(71) Applicant: **Guohua Cao**, Guangdong (CN)

(72) Inventor: **Guohua Cao**, Guangdong (CN)

(**) Term: **15 Years**

(21) Appl. No.: **29/769,721**

(22) Filed: **Feb. 8, 2021**

(51) **LOC (14) Cl.** **06-06**

(52) **U.S. Cl.**
USPC **D6/675.2**

(58) **Field of Classification Search**
USPC ... D6/672, 673, 675, 675.1, 675.2, 682, 512
CPC A47B 47/00; A47B 47/0058; A47B 47/06;
A47F 5/00; A47F 5/0018; A47F 5/0062;
A47F 3/00
See application file for complete search history.

D785,979 S *	5/2017	Snider	D6/675.1
D785,995 S *	5/2017	Tsai	D6/705.6
D801,731 S *	11/2017	Cao	D6/675.1
D802,342 S *	11/2017	Chang	D6/675.5
D824,703 S *	8/2018	Yamamoto	D6/675.1
D860,690 S *	9/2019	Berry	D6/675
D914,407 S *	3/2021	Greenwood	D6/675.1
D920,012 S *	5/2021	Huang	D6/675.1
D939,253 S *	12/2021	Huang	D6/675.2
D953,787 S *	6/2022	Liu	D6/707.19
D967,659 S *	10/2022	Li	D6/681
2015/0014263 A1 *	1/2015	Lo	A47B 87/0207 211/182

* cited by examiner

Primary Examiner — Kelley A Donnelly

(74) *Attorney, Agent, or Firm* — Georgi Korobanov

(57) **CLAIM**

The ornamental design for a storage rack, as shown.

(56) **References Cited**

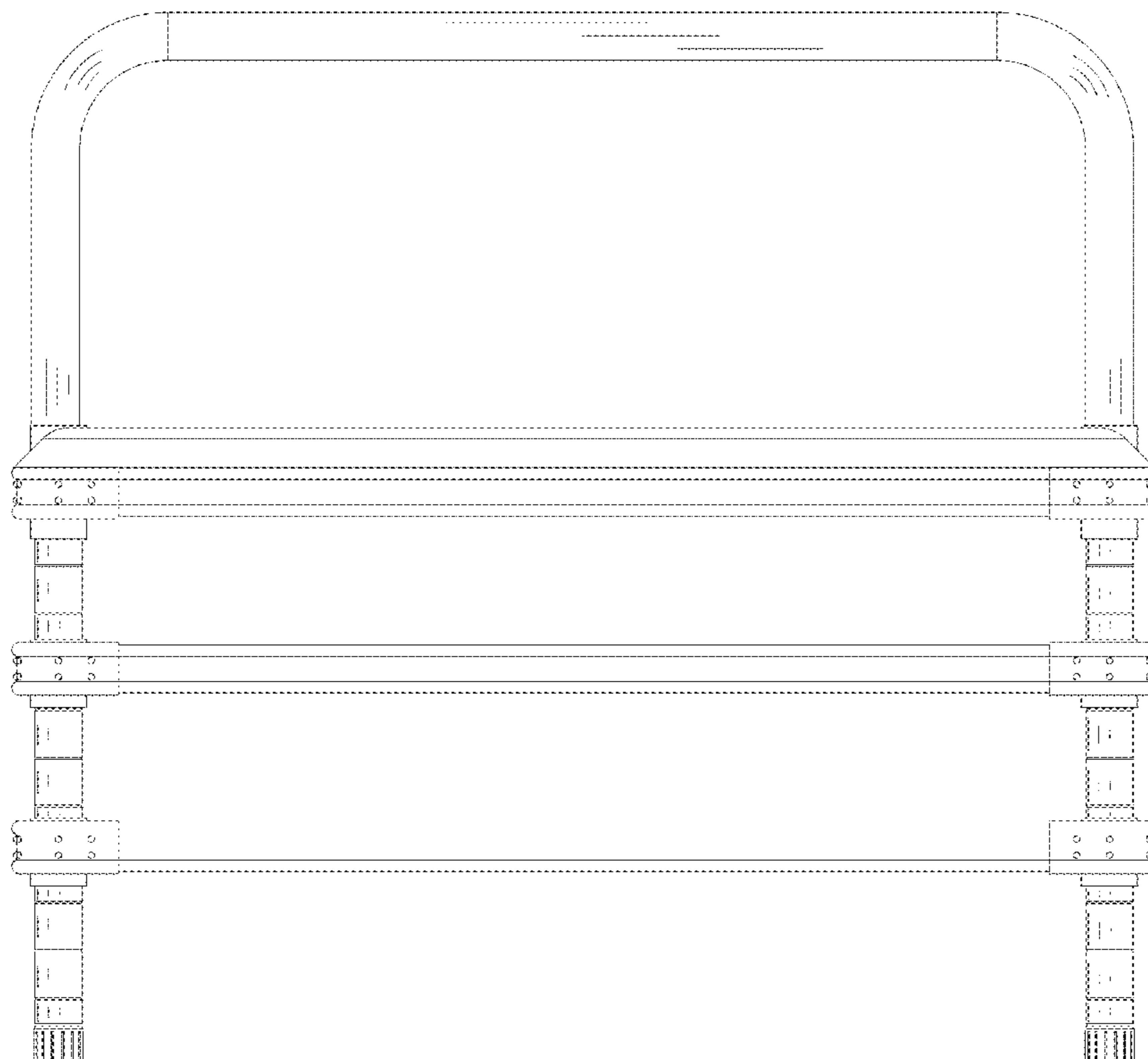
U.S. PATENT DOCUMENTS

D116,224 S *	8/1939	Erickson	D6/675.1
D236,787 S *	9/1975	Stirling	D6/675.1
4,706,576 A *	11/1987	James	A47B 57/545 108/106
D383,014 S *	9/1997	Sagol	D6/675.1
D385,132 S *	10/1997	Sagol	D6/675.1
D424,836 S *	5/2000	Kopala, Jr.	D6/675.2
D496,545 S *	9/2004	McDiarmid	D6/675.1
D496,546 S *	9/2004	Moon	D6/675.1
D657,979 S *	4/2012	Sokol	D6/675.1
D704,482 S *	5/2014	Hsu	D6/675.1

DESCRIPTION

FIG. 1 is a front elevational view of a storage rack showing my new design;
FIG. 2 is a rear elevational view thereof;
FIG. 3 is a left side view thereof;
FIG. 4 is a right side view thereof;
FIG. 5 is a top plan view thereof;
FIG. 6 is a bottom plan view thereof;
FIG. 7 is a perspective view thereof; and,
FIG. 8 is another perspective view thereof.

1 Claim, 8 Drawing Sheets






FIG. 1




FIG. 2

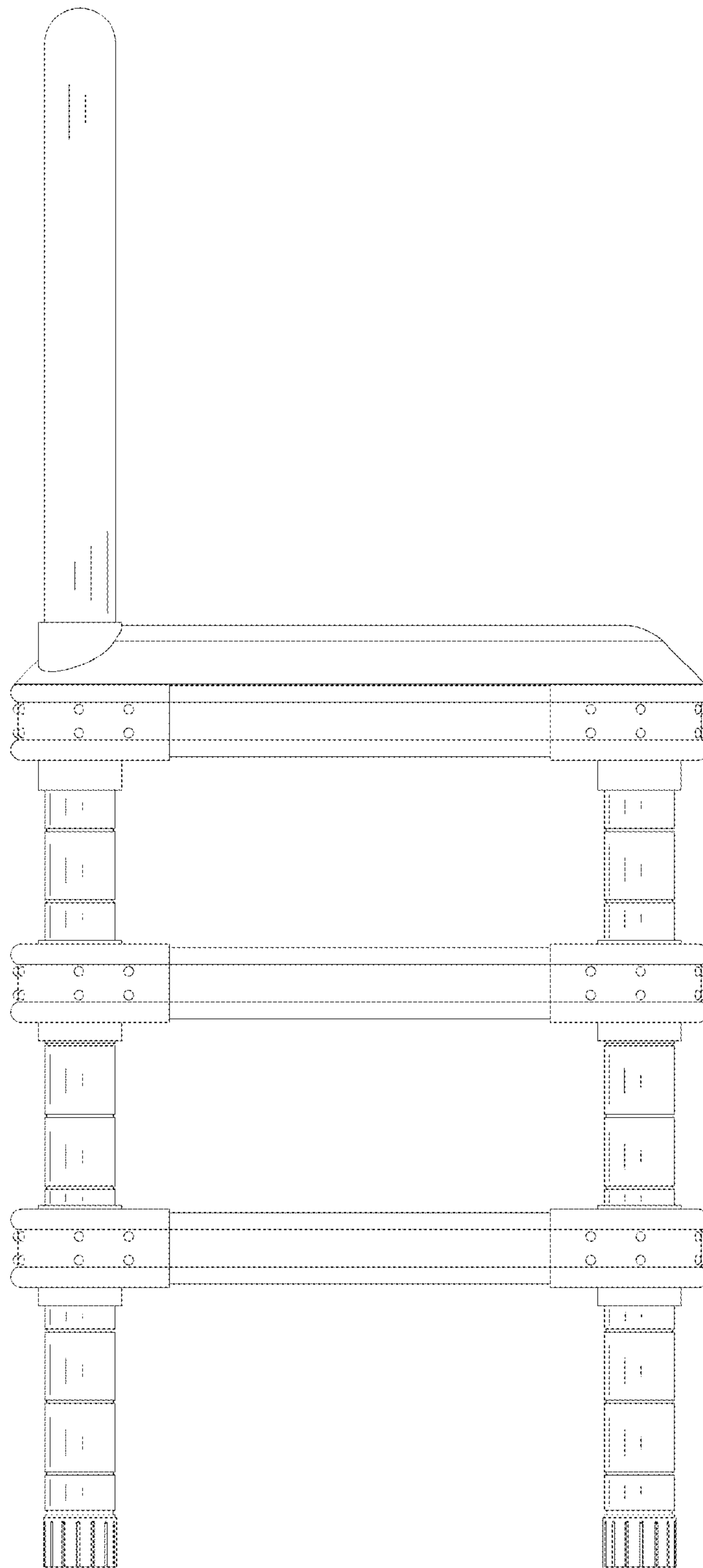


FIG. 3

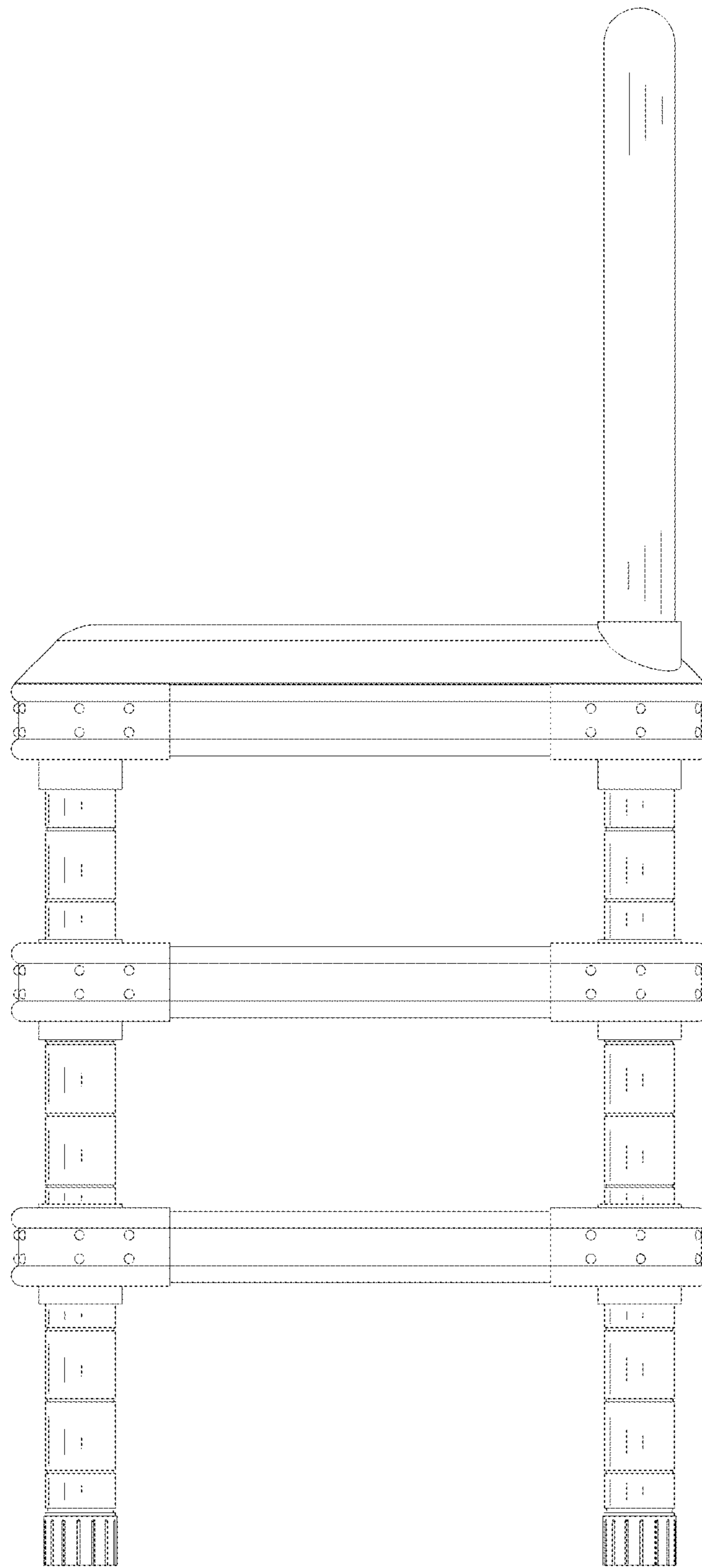


FIG. 4




FIG. 5

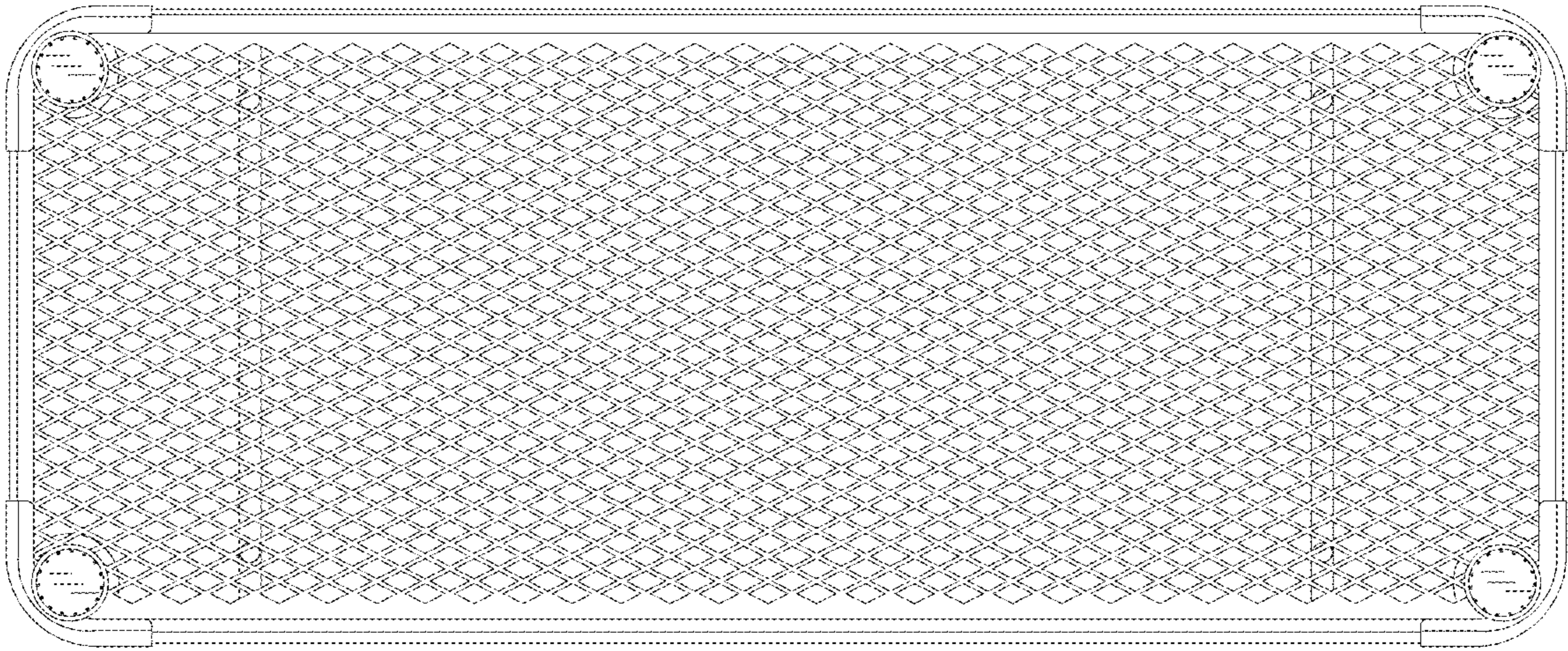


FIG. 6

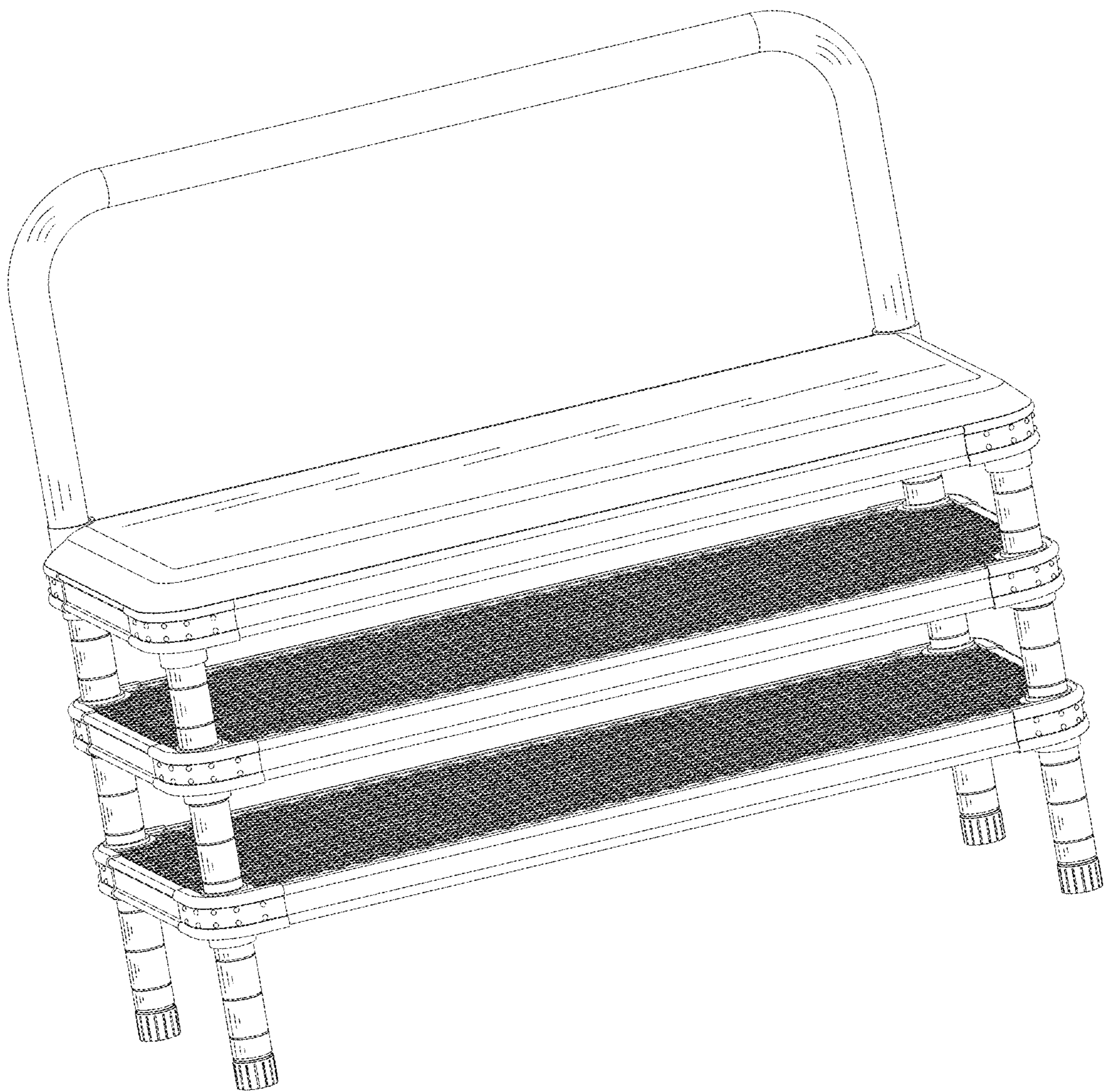


FIG. 7

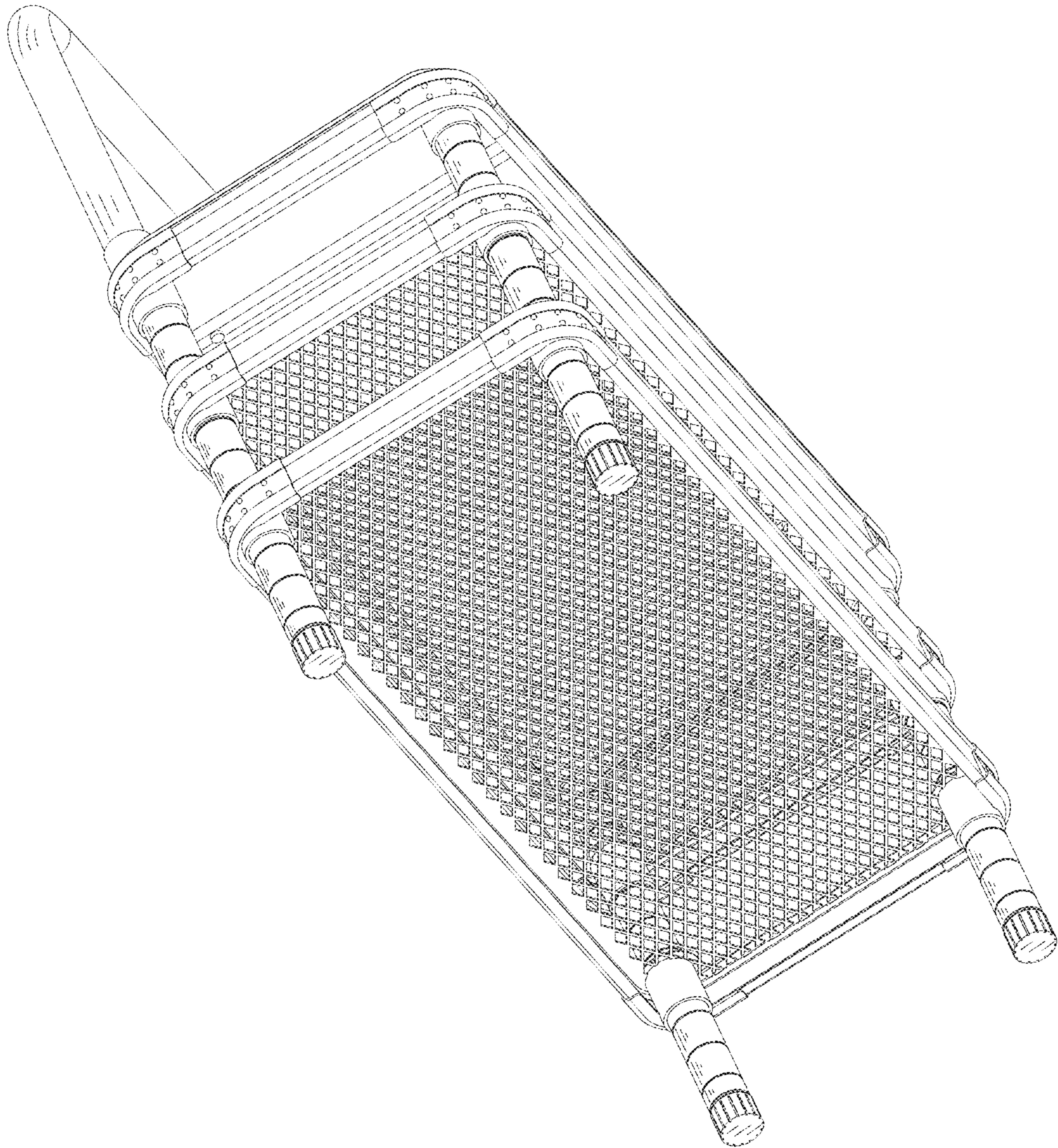


FIG. 8