



US00D985980S

(12) **United States Design Patent**  
**Cao**

(10) **Patent No.:** **US D985,980 S**

(45) **Date of Patent:** **\*\* May 16, 2023**

(54) **STORAGE RACK**

(71) Applicant: **Guohua Cao**, Guangdong (CN)

(72) Inventor: **Guohua Cao**, Guangdong (CN)

(\*\*) Term: **15 Years**

(21) Appl. No.: **29/769,720**

(22) Filed: **Feb. 8, 2021**

(51) **LOC (14) Cl.** ..... **06-06**

(52) **U.S. Cl.**

USPC ..... **D6/675.2**

(58) **Field of Classification Search**

USPC ... D6/672, 673, 675, 675.1, 675.2, 682, 512

CPC ..... A47B 47/00; A47B 47/0058; A47B 47/06;

A47F 5/00; A47F 5/0018; A47F 5/0062;

A47F 3/00

See application file for complete search history.

D785,979 S *	5/2017	Snider .....	D6/675.1
D785,995 S *	5/2017	Tsai .....	D6/705.6
D801,731 S *	11/2017	Cao .....	D6/675.1
D802,342 S *	11/2017	Chang .....	D6/675.5
D824,703 S *	8/2018	Yamamoto .....	D6/675.1
D860,690 S *	9/2019	Berry .....	D6/675
D914,407 S *	3/2021	Greenwood .....	D6/675.1
D920,012 S *	5/2021	Huang .....	D6/675.1
D939,253 S *	12/2021	Huang .....	D6/675.2
D953,787 S *	6/2022	Liu .....	D6/707.19
D967,659 S *	10/2022	Li .....	D6/681
2015/0014263 A1 *	1/2015	Lo .....	A47B 87/0207 211/182

\* cited by examiner

*Primary Examiner* — Kelley A Donnelly

(74) *Attorney, Agent, or Firm* — Georgi Korobanov

(57) **CLAIM**

The ornamental design for a storage rack, as shown.

(56) **References Cited**

U.S. PATENT DOCUMENTS

D116,224 S *	8/1939	Erickson .....	D6/675.1
D236,787 S *	9/1975	Stirling .....	D6/675.1
4,706,576 A *	11/1987	James .....	A47B 57/545 108/106
D383,014 S *	9/1997	Sagol .....	D6/675.1
D385,132 S *	10/1997	Sagol .....	D6/675.1
D424,836 S *	5/2000	Kopala, Jr. ....	D6/675.2
D496,545 S *	9/2004	McDiarmid .....	D6/675.1
D496,546 S *	9/2004	Moon .....	D6/675.1
D657,979 S *	4/2012	Sokol .....	D6/675.1
D704,482 S *	5/2014	Hsu .....	D6/675.1

**DESCRIPTION**

FIG. 1 is a front elevational view of a storage rack showing my new design;

FIG. 2 is a rear elevational view thereof;

FIG. 3 is a left side view thereof;

FIG. 4 is a right side view thereof;

FIG. 5 is a top plan view thereof;

FIG. 6 is a bottom plan view thereof;

FIG. 7 is a perspective view thereof; and,

FIG. 8 is another perspective view thereof.

**1 Claim, 8 Drawing Sheets**






FIG. 1



FIG. 2

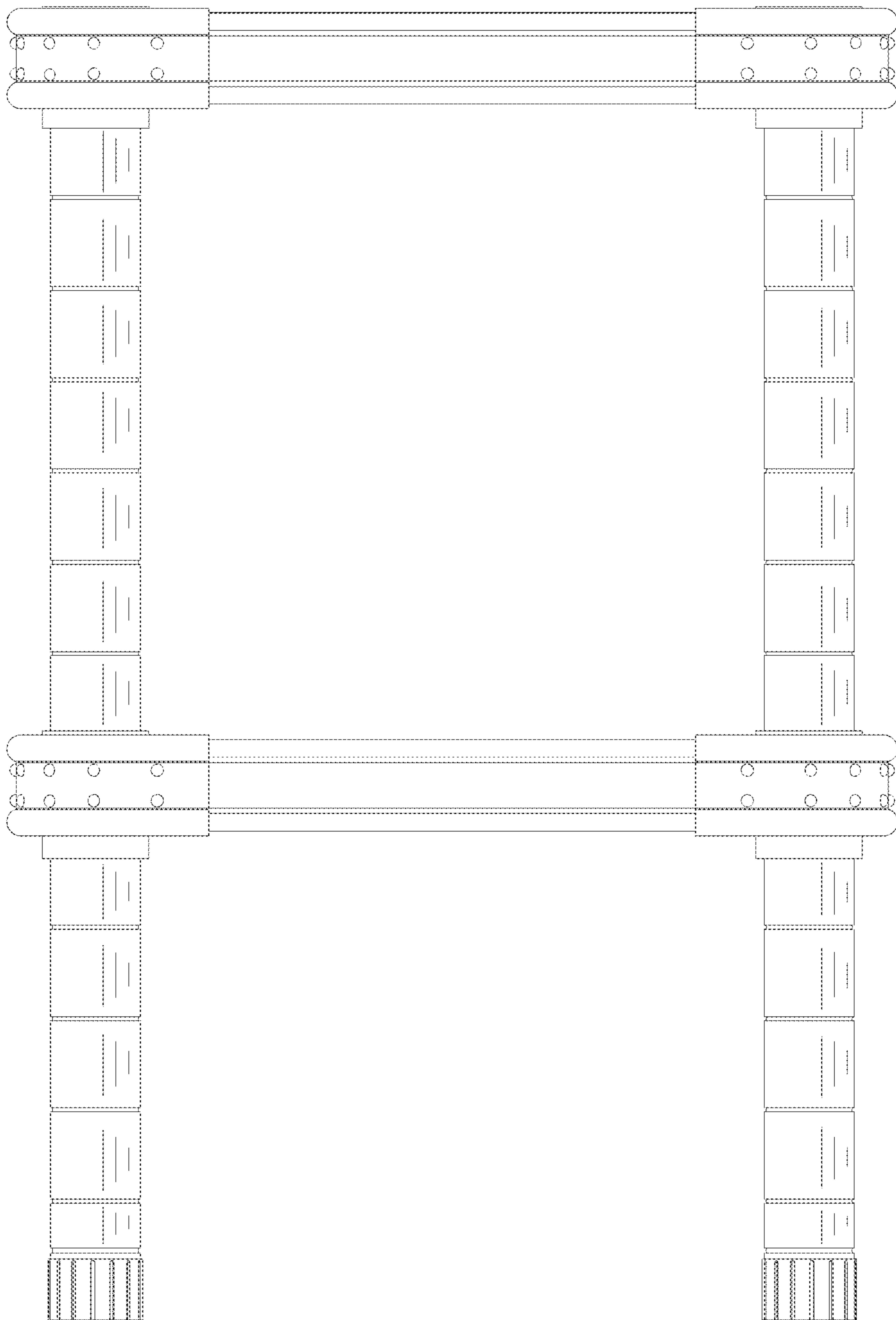


FIG. 3




FIG. 4




FIG. 5






FIG. 6




FIG. 7






FIG. 8