



US00D985979S

(12) **United States Design Patent** (10) **Patent No.:** **US D985,979 S**  
**Cao** (45) **Date of Patent:** **\*\* May 16, 2023**

(54) **STORAGE RACK**  
(71) Applicant: **Guohua Cao**, Guangdong (CN)  
(72) Inventor: **Guohua Cao**, Guangdong (CN)  
(\*\*) Term: **15 Years**  
(21) Appl. No.: **29/769,719**  
(22) Filed: **Feb. 8, 2021**  
(51) **LOC (14) Cl.** ..... **06-06**  
(52) **U.S. Cl.**  
USPC ..... **D6/675.2**  
(58) **Field of Classification Search**  
USPC ... D6/672, 673, 675, 675.1, 675.2, 682, 512  
CPC ..... A47B 47/00; A47B 47/0058; A47B 47/06;  
A47F 5/00; A47F 5/0018; A47F 5/0062;  
A47F 3/00  
See application file for complete search history.

D785,979 S \* 5/2017 Snider ..... D6/675.1  
D785,995 S \* 5/2017 Tsai ..... D6/705.6  
D801,731 S \* 11/2017 Cao ..... D6/675.1  
D802,342 S \* 11/2017 Chang ..... D6/675.5  
D824,703 S \* 8/2018 Yamamoto ..... D6/675.1  
D860,690 S \* 9/2019 Berry ..... D6/675  
D914,407 S \* 3/2021 Greenwood ..... D6/675.1  
D920,012 S \* 5/2021 Huang ..... D6/675.1  
D939,253 S \* 12/2021 Huang ..... D6/675.2  
D953,787 S \* 6/2022 Liu ..... D6/707.19  
D967,659 S \* 10/2022 Li ..... D6/681  
2015/0014263 A1\* 1/2015 Lo ..... A47B 87/0207  
211/182

\* cited by examiner

*Primary Examiner* — Kelley A Donnelly  
(74) *Attorney, Agent, or Firm* — Georgi Korobanov

(57) **CLAIM**

The ornamental design for a storage rack, as shown.

(56) **References Cited**

U.S. PATENT DOCUMENTS

D116,224 S \* 8/1939 Erickson ..... D6/675.1  
D236,787 S \* 9/1975 Stirling ..... D6/675.1  
4,706,576 A \* 11/1987 James ..... A47B 57/545  
108/106  
D383,014 S \* 9/1997 Sagol ..... D6/675.1  
D385,132 S \* 10/1997 Sagol ..... D6/675.1  
D424,836 S \* 5/2000 Kopala, Jr. .... D6/675.2  
D496,545 S \* 9/2004 McDiarmid ..... D6/675.1  
D496,546 S \* 9/2004 Moon ..... D6/675.1  
D657,979 S \* 4/2012 Sokol ..... D6/675.1  
D704,482 S \* 5/2014 Hsu ..... D6/675.1

**DESCRIPTION**

FIG. 1 is a front elevational view of a storage rack showing my new design;  
FIG. 2 is a rear elevational view thereof;  
FIG. 3 is a left side view thereof;  
FIG. 4 is a right side view thereof;  
FIG. 5 is a top plan view thereof;  
FIG. 6 is a bottom plan view thereof;  
FIG. 7 is a perspective view thereof; and,  
FIG. 8 is another perspective view thereof.

**1 Claim, 8 Drawing Sheets**






FIG. 1




FIG. 2




FIG. 3




FIG. 4




FIG. 5




FIG. 6

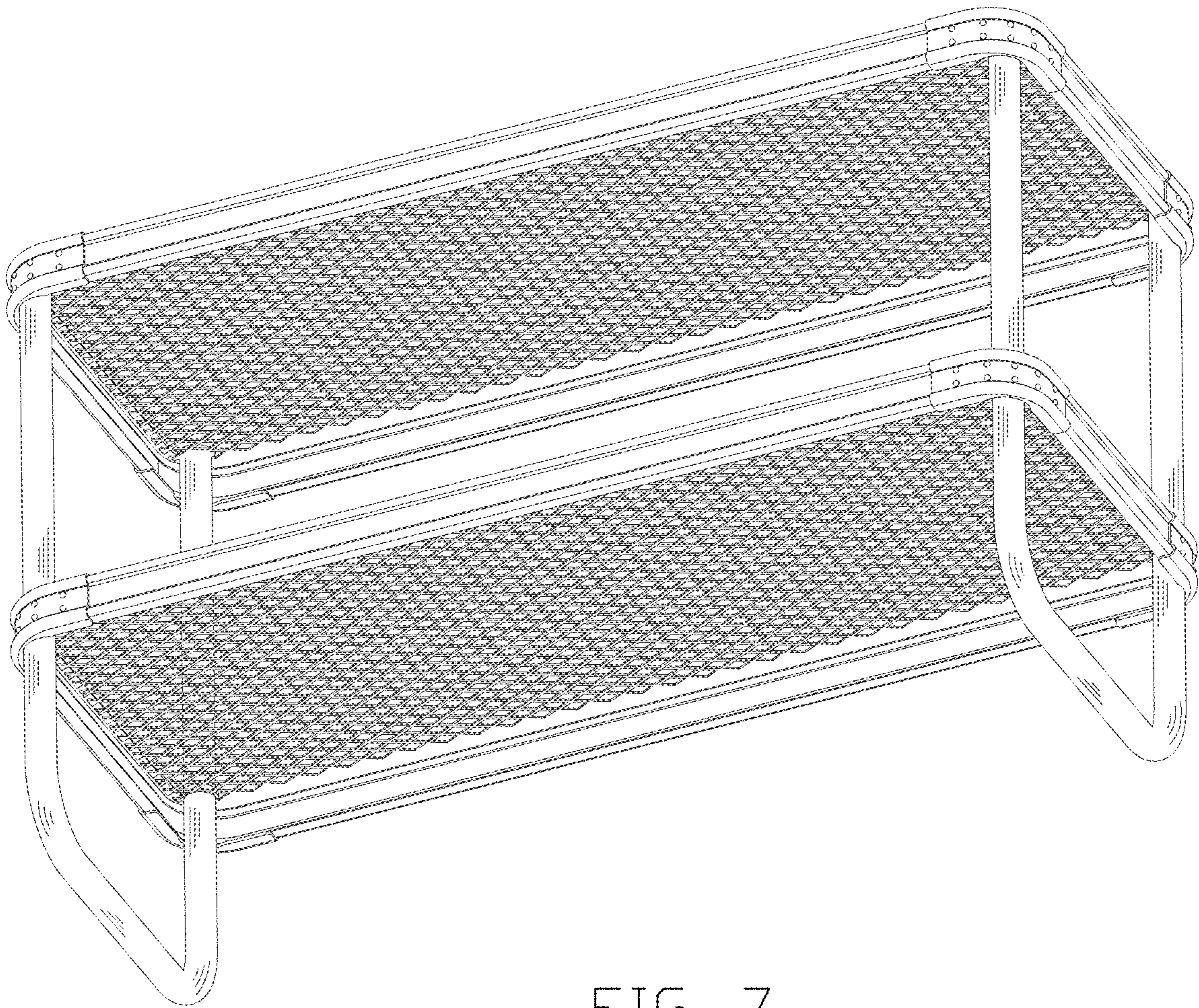


FIG. 7



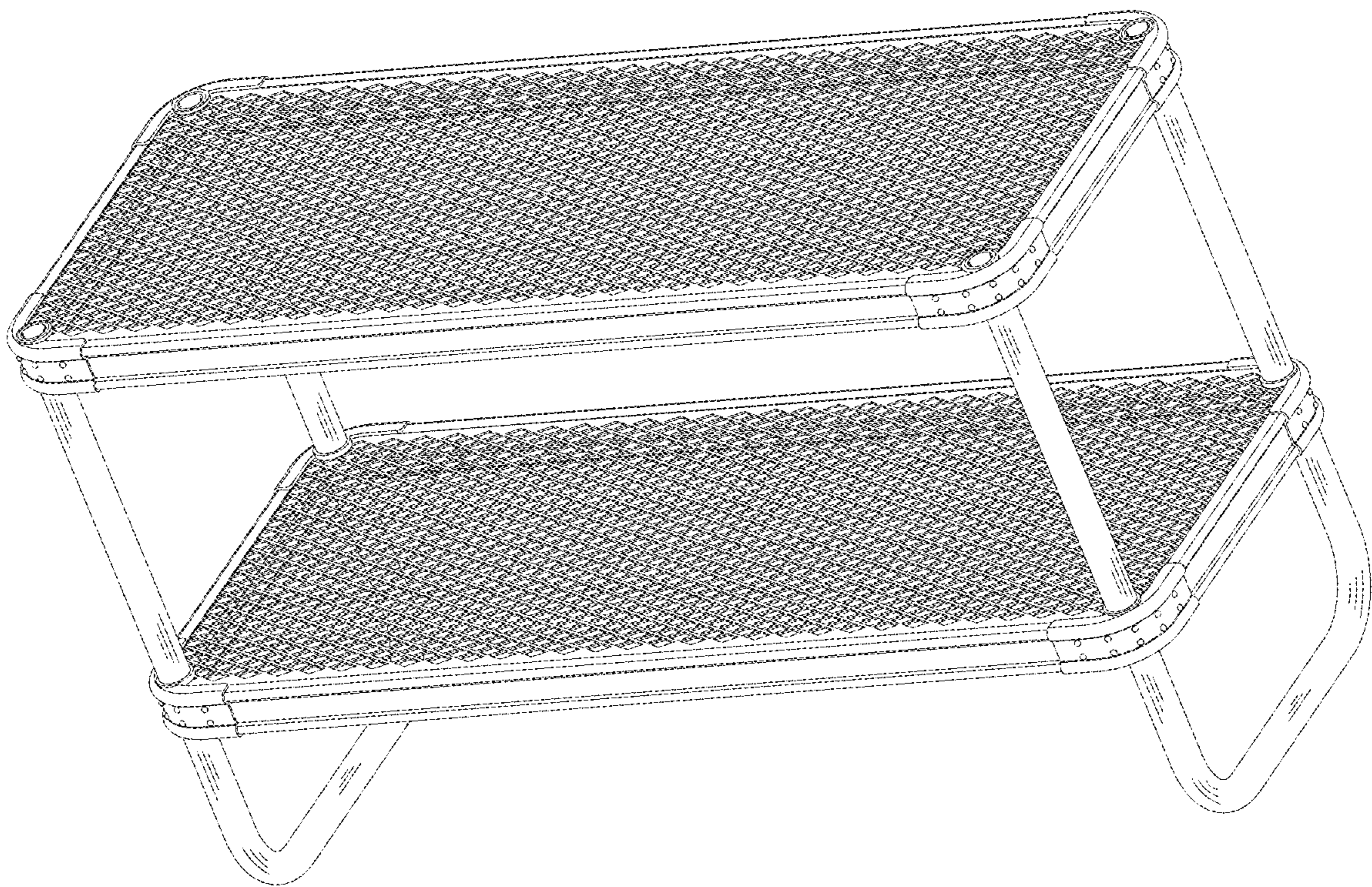


FIG. 8