



US00D985978S

(12) **United States Design Patent** (10) **Patent No.:** **US D985,978 S**  
**Carr** (45) **Date of Patent:** **\*\* May 16, 2023**

(54) **STANDING SHELF**

FOREIGN PATENT DOCUMENTS

(71) Applicant: **Umbra LLC**, Buffalo, NY (US)

GB 6109874 \* 12/2020

(72) Inventor: **Matthew J. Carr**, Toronto (CA)

JP D1158909 \* 10/2002

JP D1647384 \* 11/2019

(73) Assignee: **UMBRA LLC**, Buffalo, NY (US)

OTHER PUBLICATIONS

(\*\*) Term: **15 Years**

Umbra, "Freestanding Over-The-Toilet storage", first review Mar. 1, 2022 <https://www.wayfair.com/storage-organization/pdp/umbra-24-w-x-66-h-x-103-d-over-the-toilet-storage-vbbq1493.html> (Year: 2022).\*

(21) Appl. No.: **29/788,444**

(Continued)

(22) Filed: **May 27, 2021**

(51) **LOC (14) Cl.** ..... **06-04**

*Primary Examiner* — Bao-Yen T Nguyen

(52) **U.S. Cl.**

*Assistant Examiner* — Jessica Ruth Grable

USPC ..... **D6/675.1**

(74) *Attorney, Agent, or Firm* — Simpson & Simpson, PLLC

(58) **Field of Classification Search**

USPC ..... D6/329, 332, 465, 474, 477, 479, 641, D6/653, 653.1, 655, 657, 661, 662, 675.1, D6/675.2, 675.3, 675.5, 678.1, 678.4, 681  
CPC .... A47F 5/0025; A47F 5/0081; A47F 5/0018; A47F 5/0062; A47F 1/00; A47F 3/0439; A47F 3/06; A47B 47/00; A47B 47/021; A47B 96/00; A47B 96/02

See application file for complete search history.

(57) **CLAIM**

The ornamental design for a standing shelf, as shown and described.

(56) **References Cited**

**DESCRIPTION**

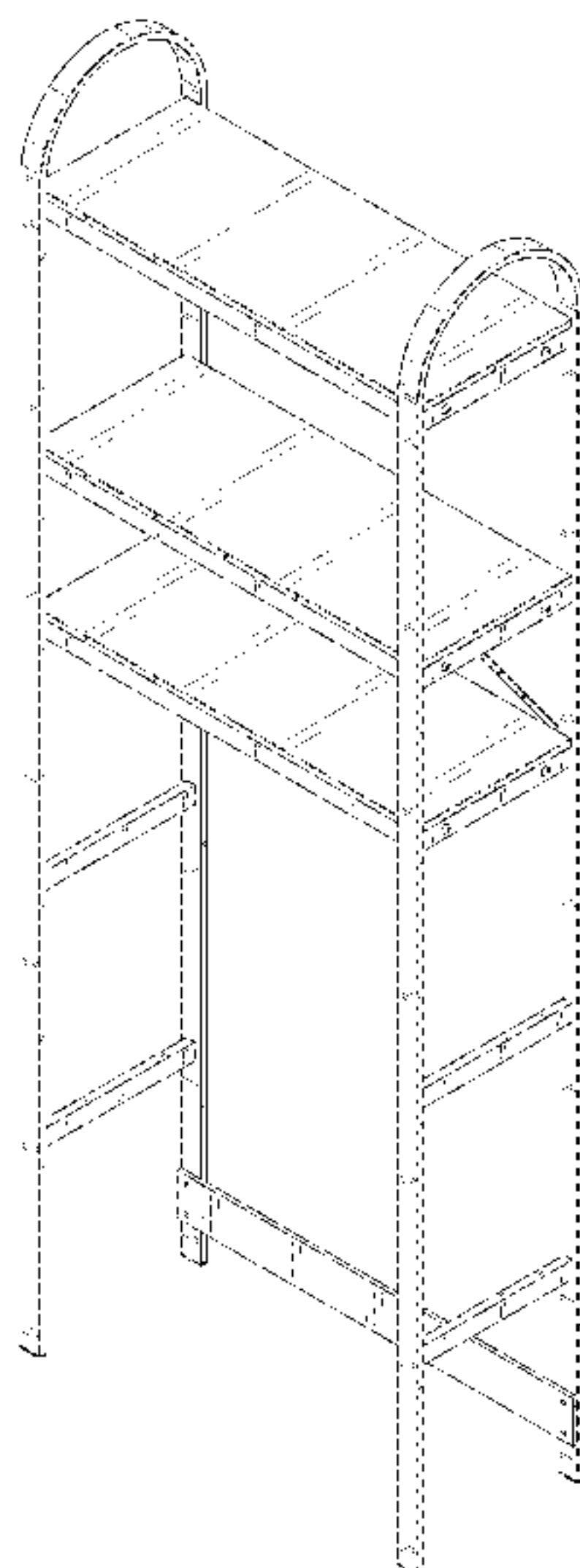
U.S. PATENT DOCUMENTS

D314,099 S *	1/1991	Kee	.....	D6/675.2
D318,388 S *	7/1991	Kee	.....	D6/675.2
D383,921 S *	9/1997	Newkirk	.....	D6/675.2
D428,739 S *	8/2000	Winter	.....	D6/675.1
D441,215 S *	5/2001	Wojtowicz	.....	D6/662
D454,730 S *	3/2002	Harwanko	.....	D6/678.1
D456,638 S *	5/2002	Walker	.....	D6/675.2
D471,031 S *	3/2003	Harwanko	.....	D6/678.4
D471,032 S *	3/2003	Clucas	.....	D6/675.2
D487,653 S *	3/2004	Harwanko	.....	D6/678.1
D488,004 S *	4/2004	Clucas	.....	D6/675.2
D497,273 S *	10/2004	Harwanko	.....	D6/675.1
D501,737 S *	2/2005	Clucas	.....	D6/675.2
D501,738 S *	2/2005	Clucas	.....	D6/675.2
D507,129 S *	7/2005	Harwanko	.....	D6/675.2

FIG. 1 is a perspective view of the standing shelf of the present invention;  
FIG. 2 is a front elevation view of the standing shelf shown in FIG. 1;  
FIG. 3 is a rear elevation view of the standing shelf shown in FIG. 1;  
FIG. 4 is a left elevation view of the standing shelf shown in FIG. 1;  
FIG. 5 is a right elevation view of the standing shelf shown in FIG. 1;  
FIG. 6 is a top plan view of the standing shelf shown in FIG. 1; and,  
FIG. 7 is a bottom plan view of the standing shelf shown in FIG. 1.

(Continued)

**1 Claim, 5 Drawing Sheets**





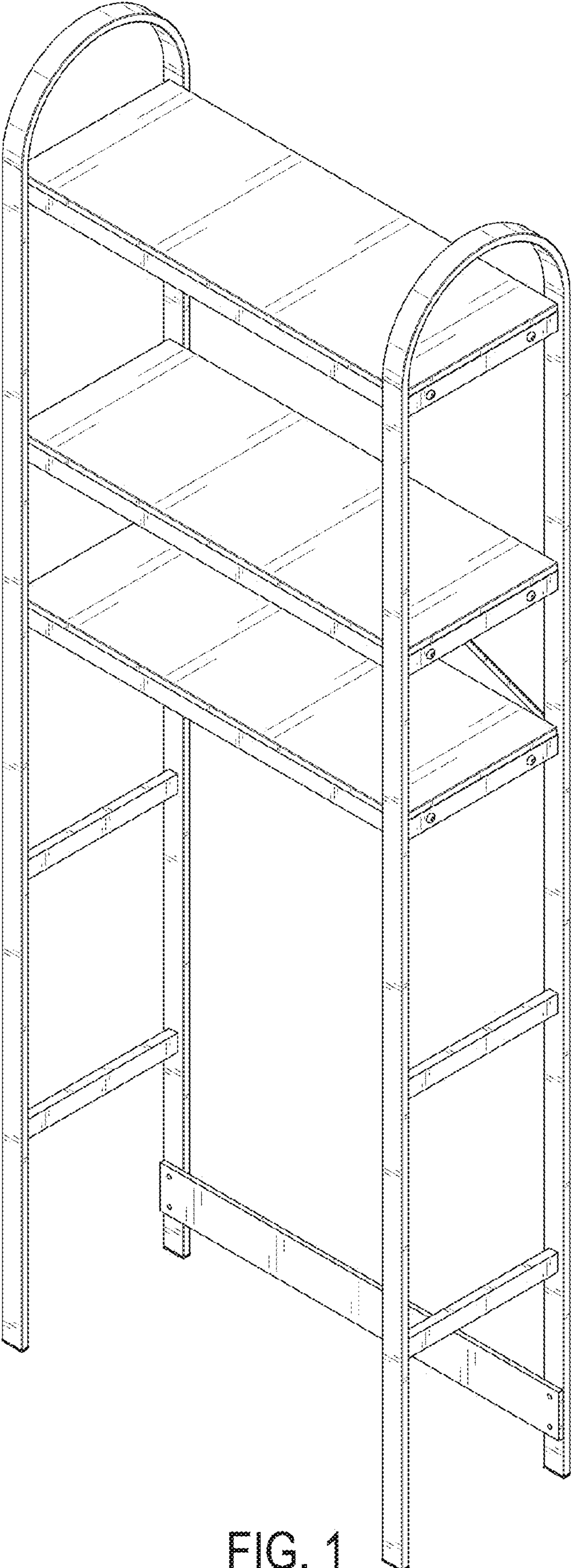


FIG. 1

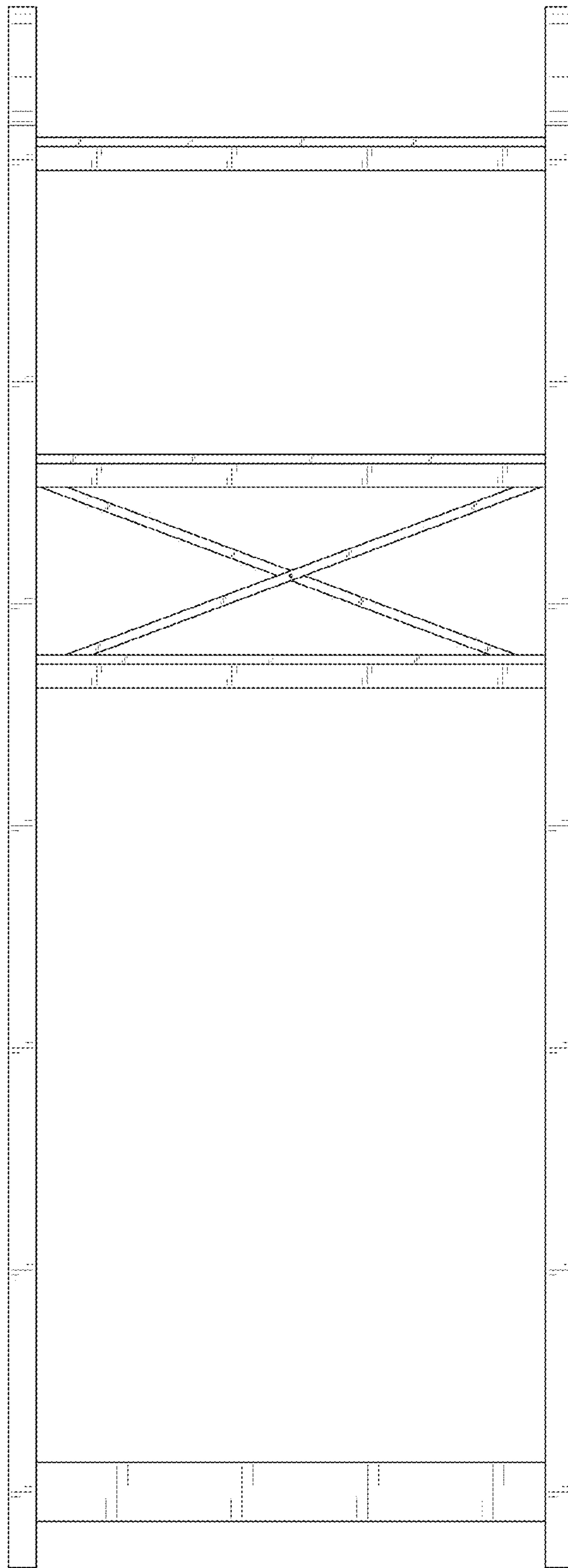


FIG. 2



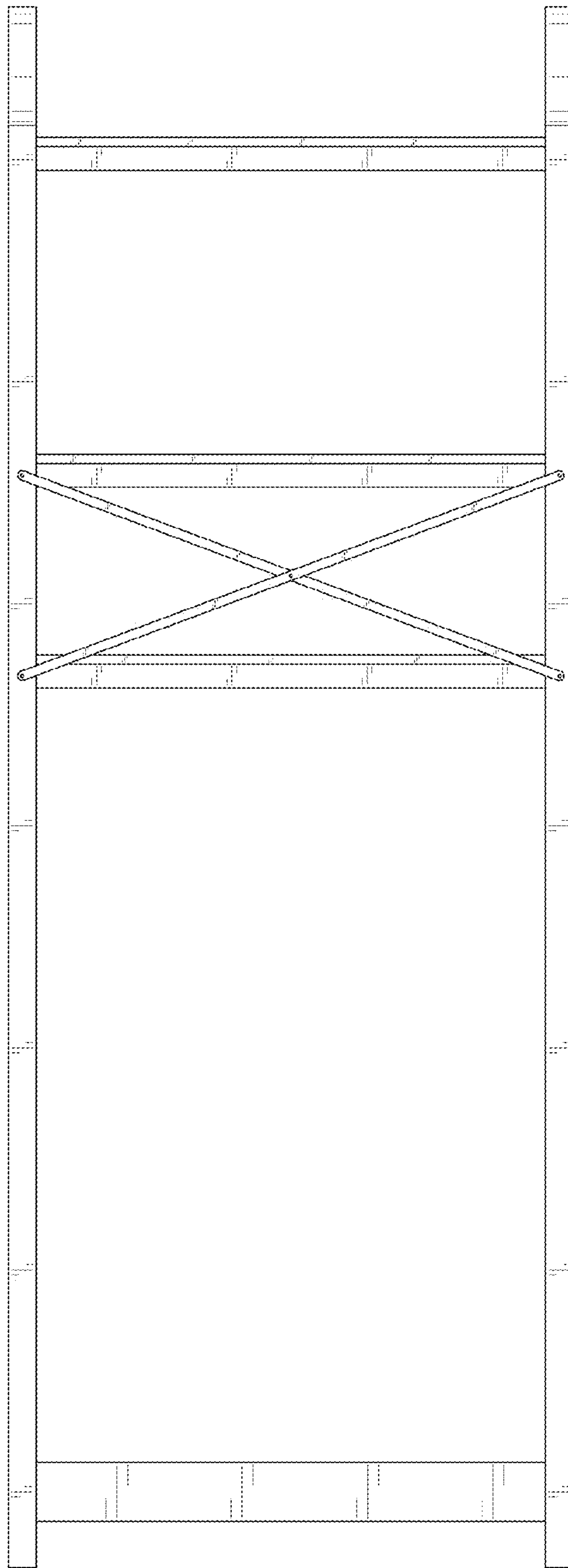


FIG. 3

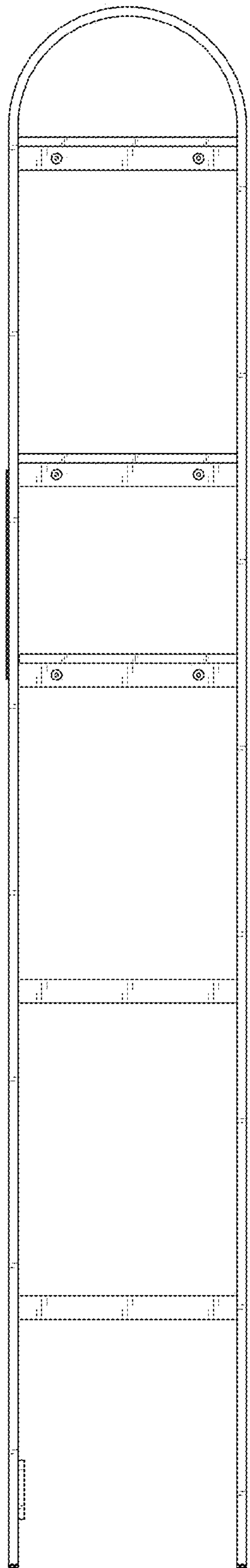


FIG. 4

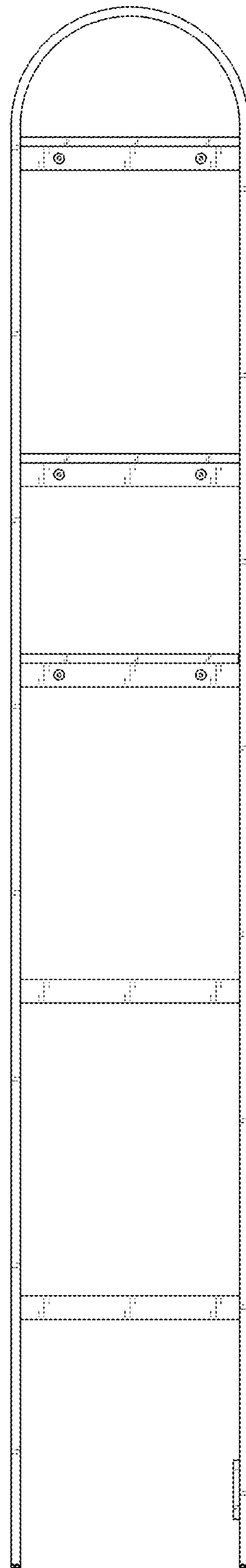


FIG. 5




FIG. 6

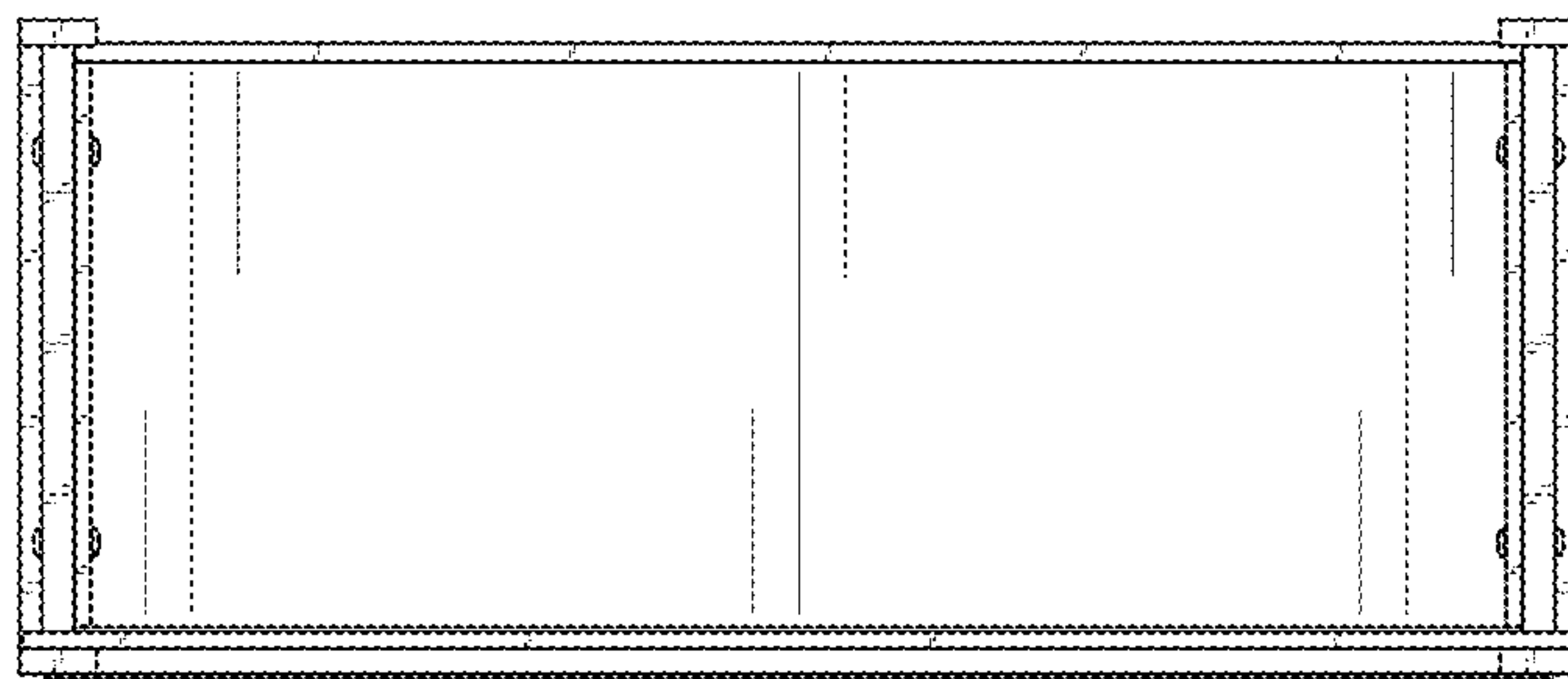


FIG. 7