



US00D985976S

(12) **United States Design Patent** (10) **Patent No.:** **US D985,976 S**  
**Li** (45) **Date of Patent:** **\*\* \*May 16, 2023**

(54) **CABINET**

OTHER PUBLICATIONS

(71) Applicant: **LUOYANG DBIN OFFICE FURNITURE CO., LTD.**, Luoyang (CN)

(72) Inventor: **Yingbin Li**, Luoyang (CN)

(73) Assignee: **LUOYANG DBIN OFFICE FURNITURE CO., LTD.**, Luoyang (CN)

(\*) Notice: This patent is subject to a terminal disclaimer.

(\*\*) Term: **15 Years**

(21) Appl. No.: **29/867,368**

(22) Filed: **Oct. 20, 2022**

Stani Metal Locker for Office, Lockers for Employees Steel Storage Locker with 6 Door, Metal Lockers for School Home Office Gym, from amazon.com, Date First Available: May 31, 2022, pp. 1-9, from [https://www.amazon.com/dp/B0B2RNGTKN/ref=sspa\\_dk\\_detail\\_6?pd\\_rd\\_i=B0B2RNGTKN&pd\\_rd\\_w=8QG4V&content-id=amzn1.sym.46bad5f6-1f0a-4167-9a8b-c8a82fa48a54&pf\\_rd\\_p=46bad5f6-1f0a-4167-9a8b-c8a82fa48a54&pf\\_rd\\_r=TNWFKYRMS8W03X19KBA8&pd\\_rd\\_wg=8M6Jr&pd\\_rd\\_r=4a662700-4ce6-43ec-b4c4-64d1115e58f5&s=home-garden&sp\\_csd=d2lkZ2V0TmFtZT1zcF9kZXRhaWw&spLa=ZW5jenlwdGVkUXVhbGlmaWVyPUEzQ0Y3QlpSWFFLN0NTJmVuY3J5cHRIZEikPU EwMTMxMTc0OUhZMUtZQUpYS1BSJmVuY3J5cHRIZEFkSWQ9QTAWMDY2Mjc3SVpQMk8yMU9ZMDQ5JndpZGldE5hbWU9c3BfZGV0YWIsJmFjdGlvbj1jbGlja1JIZGlyZWNoJmRvTm90TG9nQ2xpY2s9dHJ1ZQ&th=1](https://www.amazon.com/dp/B0B2RNGTKN/ref=sspa_dk_detail_6?pd_rd_i=B0B2RNGTKN&pd_rd_w=8QG4V&content-id=amzn1.sym.46bad5f6-1f0a-4167-9a8b-c8a82fa48a54&pf_rd_p=46bad5f6-1f0a-4167-9a8b-c8a82fa48a54&pf_rd_r=TNWFKYRMS8W03X19KBA8&pd_rd_wg=8M6Jr&pd_rd_r=4a662700-4ce6-43ec-b4c4-64d1115e58f5&s=home-garden&sp_csd=d2lkZ2V0TmFtZT1zcF9kZXRhaWw&spLa=ZW5jenlwdGVkUXVhbGlmaWVyPUEzQ0Y3QlpSWFFLN0NTJmVuY3J5cHRIZEikPU EwMTMxMTc0OUhZMUtZQUpYS1BSJmVuY3J5cHRIZEFkSWQ9QTAWMDY2Mjc3SVpQMk8yMU9ZMDQ5JndpZGldE5hbWU9c3BfZGV0YWIsJmFjdGlvbj1jbGlja1JIZGlyZWNoJmRvTm90TG9nQ2xpY2s9dHJ1ZQ&th=1) (Year: 2022).\*

(Continued)

Primary Examiner — Mimosa De

**Related U.S. Application Data**

(60) Division of application No. 29/841,674, filed on Jun. 8, 2022, now Pat. No. Des. 974,084, which is a (Continued)

(51) **LOC (14) Cl.** ..... **06-04**  
(52) **U.S. Cl.**  
USPC ..... **D6/671**  
(58) **Field of Classification Search**  
USPC ..... D6/663, 664, 671, 671.1, 671.2, 671.3, D6/671.4, 661, 665; D99/28  
(Continued)

(56) **References Cited**

**U.S. PATENT DOCUMENTS**

D278,957 S \* 5/1985 Flotto ..... D6/671.1  
D293,863 S \* 1/1988 Chester ..... D6/671  
(Continued)

**FOREIGN PATENT DOCUMENTS**

GB 2393635 A \* 4/2004 ..... A47B 47/02

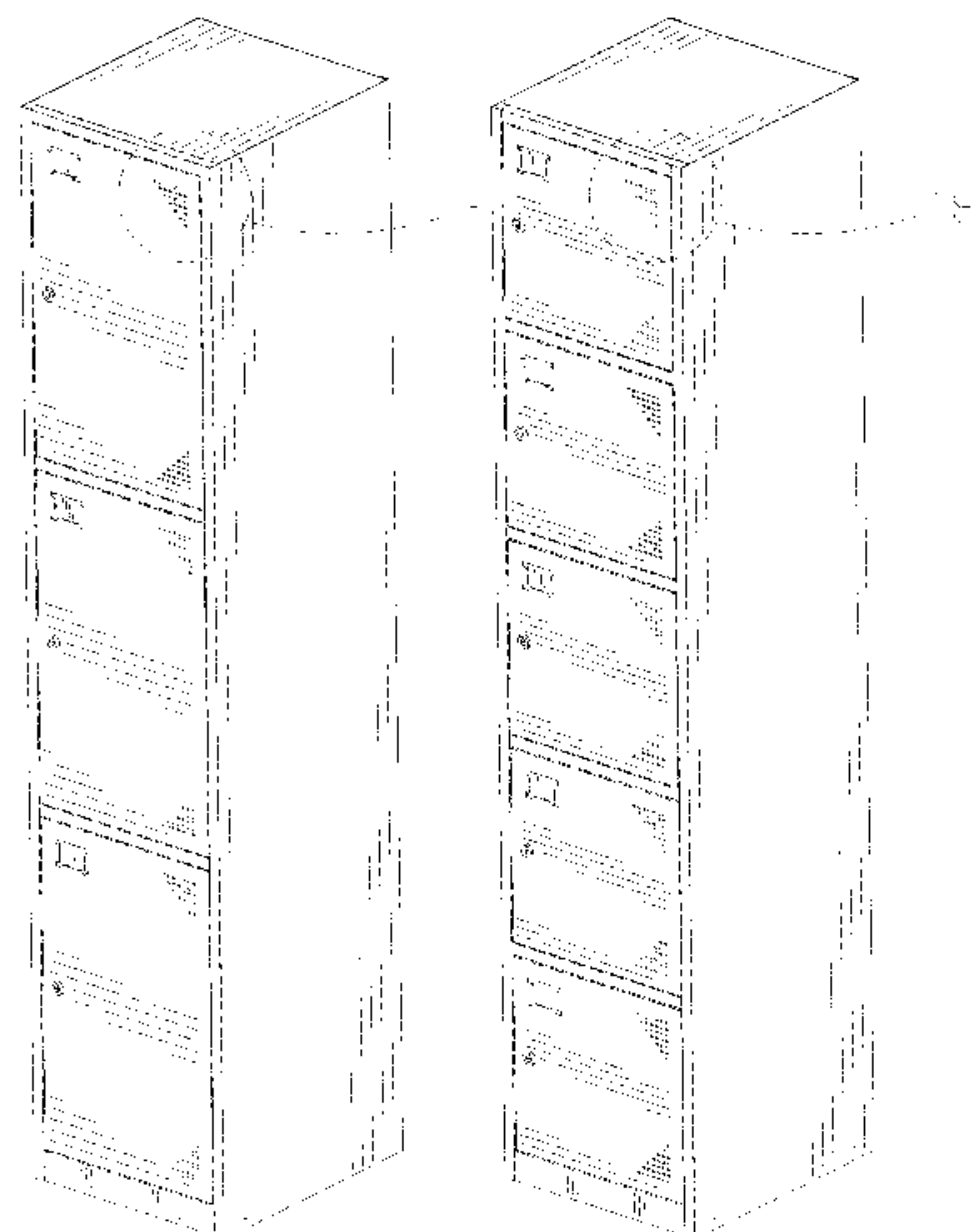
(57) **CLAIM**

The ornamental design for a cabinet, as shown and described.

**DESCRIPTION**

FIG. 1 is a perspective view of a first embodiment of a cabinet showing my new design;  
FIG. 2 is another perspective view thereof;  
FIG. 3 is a front elevational view thereof;  
FIG. 4 is a rear elevational view thereof;  
FIG. 5 is a left side elevational view thereof;  
FIG. 6 is a right side elevational view thereof;  
FIG. 7 is a top plan view thereof;  
FIG. 8 is a bottom plan view thereof;  
FIG. 9 is an enlarged view of portion 9 shown in FIG. 1;  
FIG. 10 is a perspective view of a second embodiment of the cabinet;  
FIG. 11 is another perspective view thereof;  
FIG. 12 is a front elevational view thereof;  
FIG. 13 is a rear elevational view thereof;  
FIG. 14 is a left side elevational view thereof;  
FIG. 15 is a right side elevational view thereof;

(Continued)








FIG. 1






FIG. 2




FIG. 3




FIG. 4




FIG. 5




FIG. 6






FIG. 7




FIG. 8

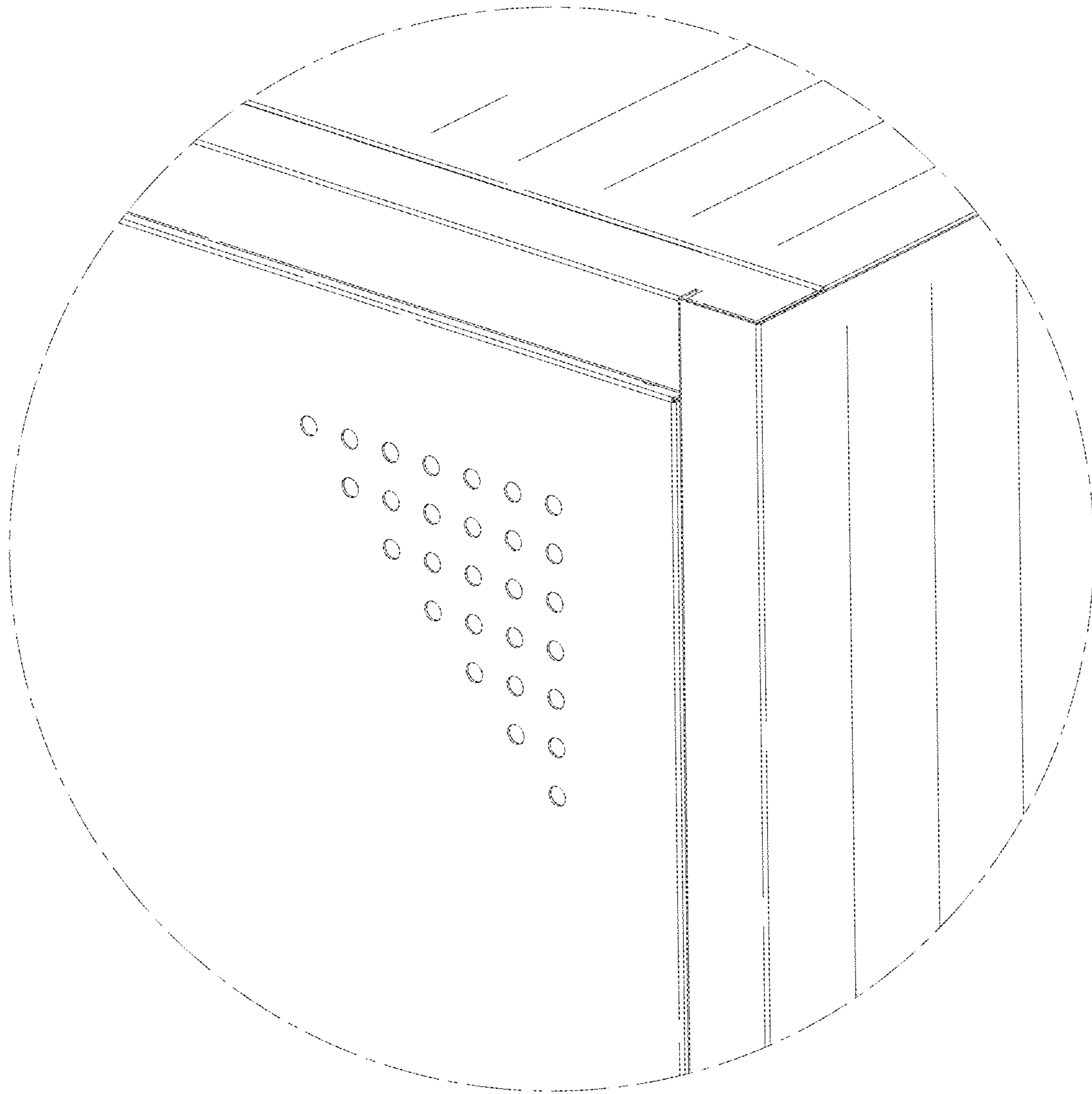


FIG. 9

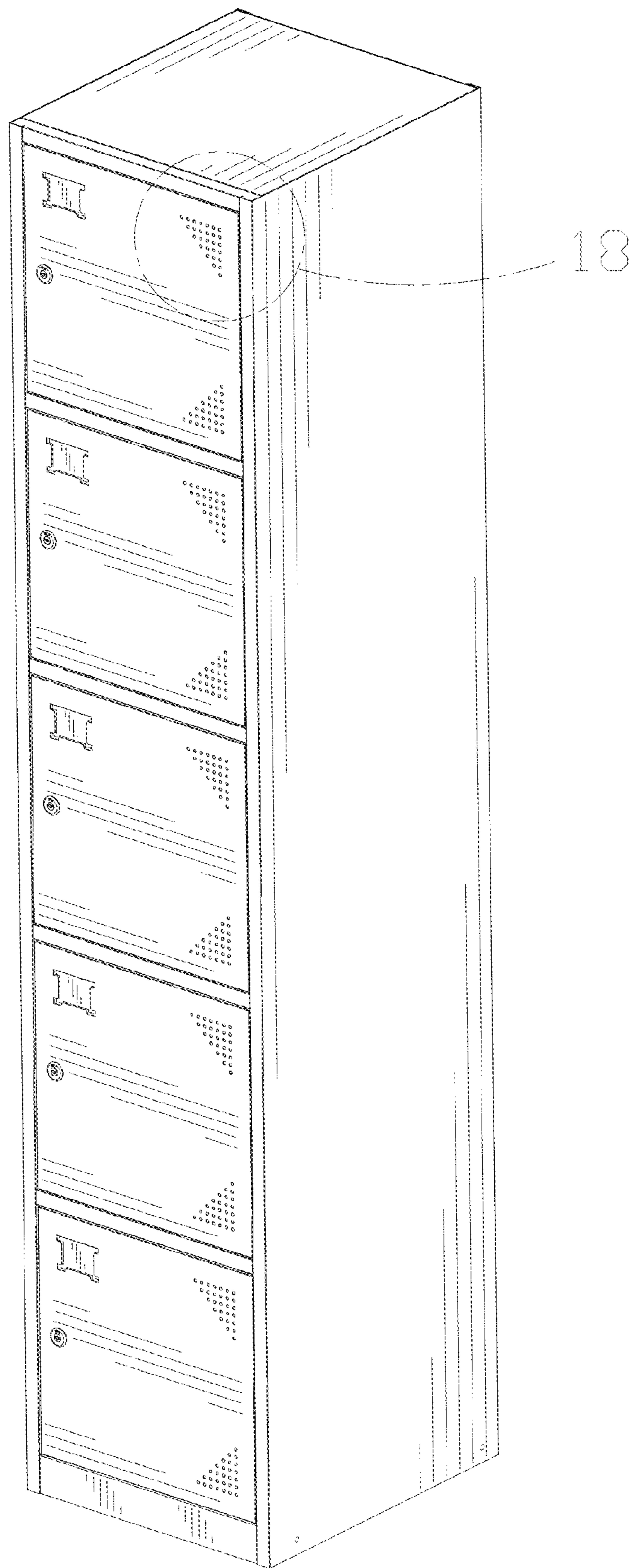


FIG. 10




FIG. 11



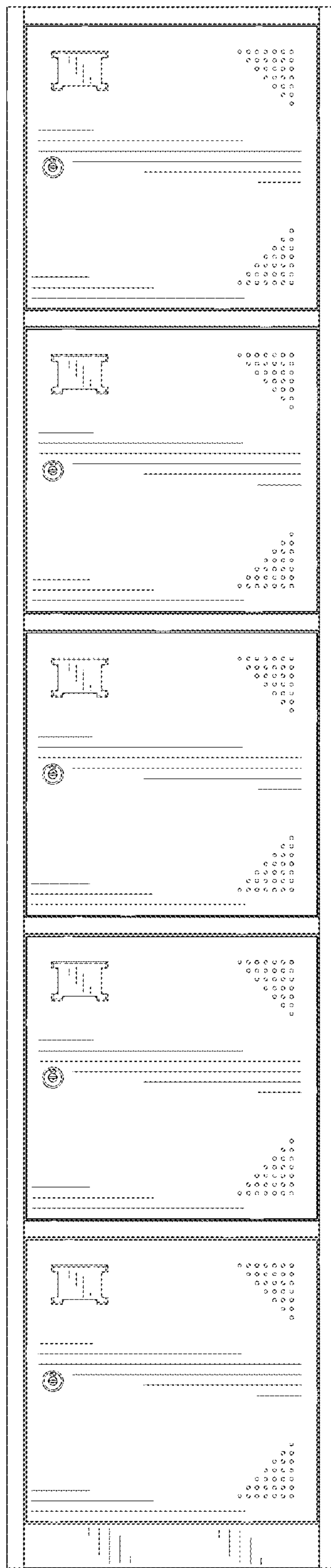


FIG. 12




FIG. 13




FIG. 14




FIG. 15




FIG. 16






FIG. 17

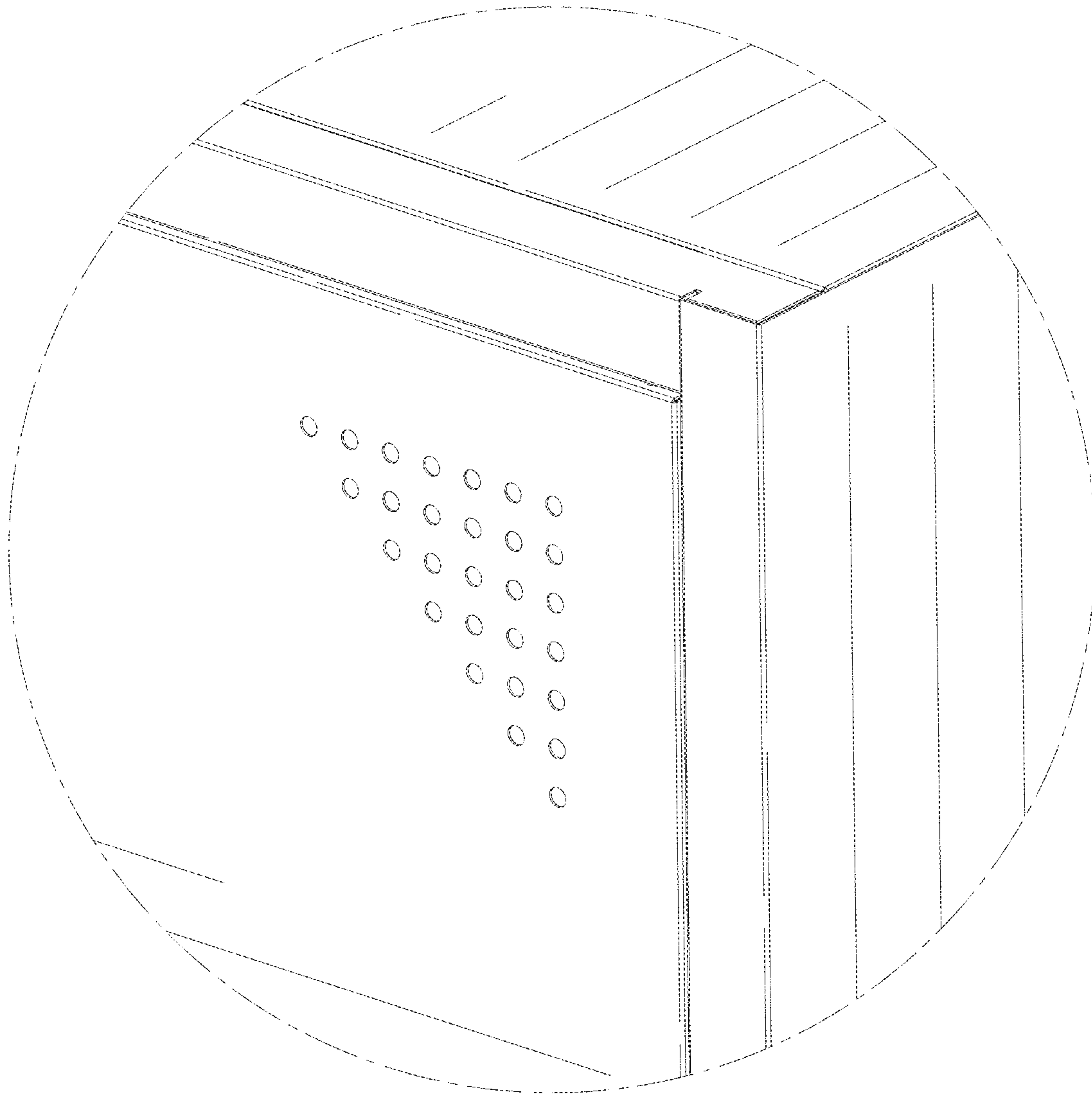


FIG. 18

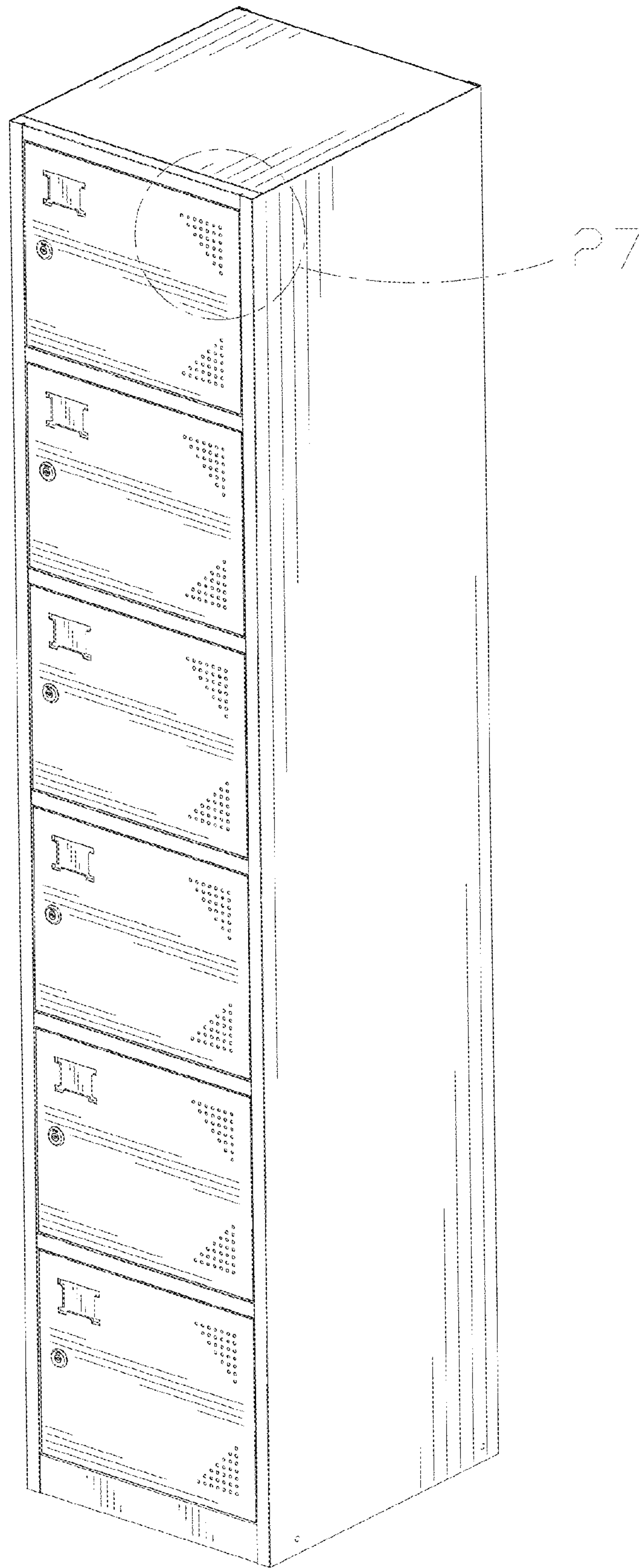


FIG. 19

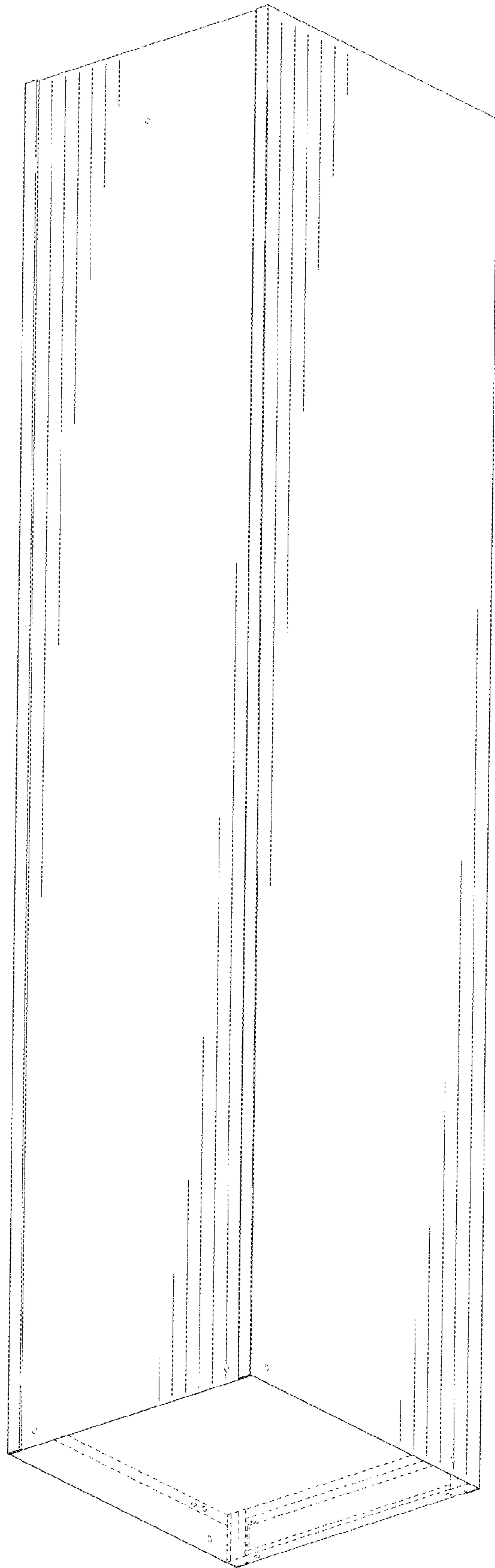


FIG. 20

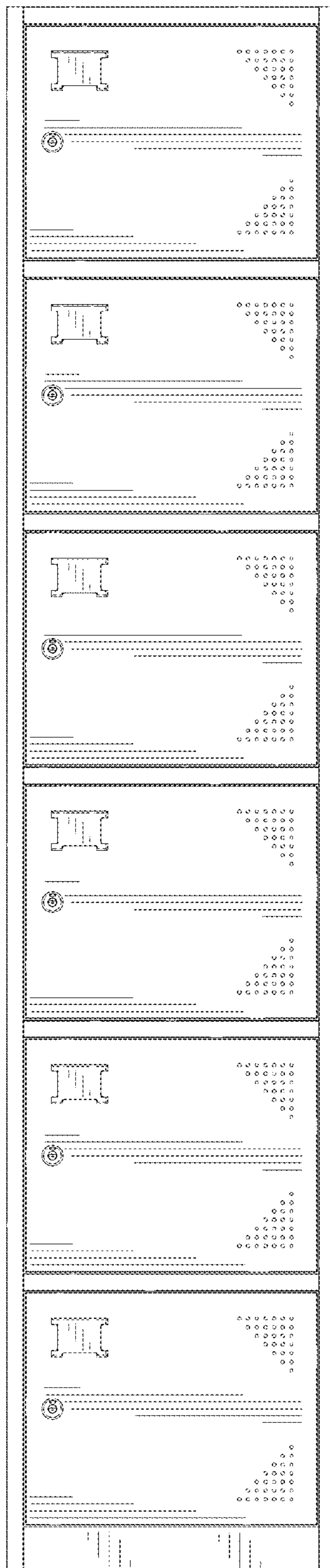


FIG. 21






FIG. 22




FIG. 23




FIG. 24




FIG. 25




FIG. 26



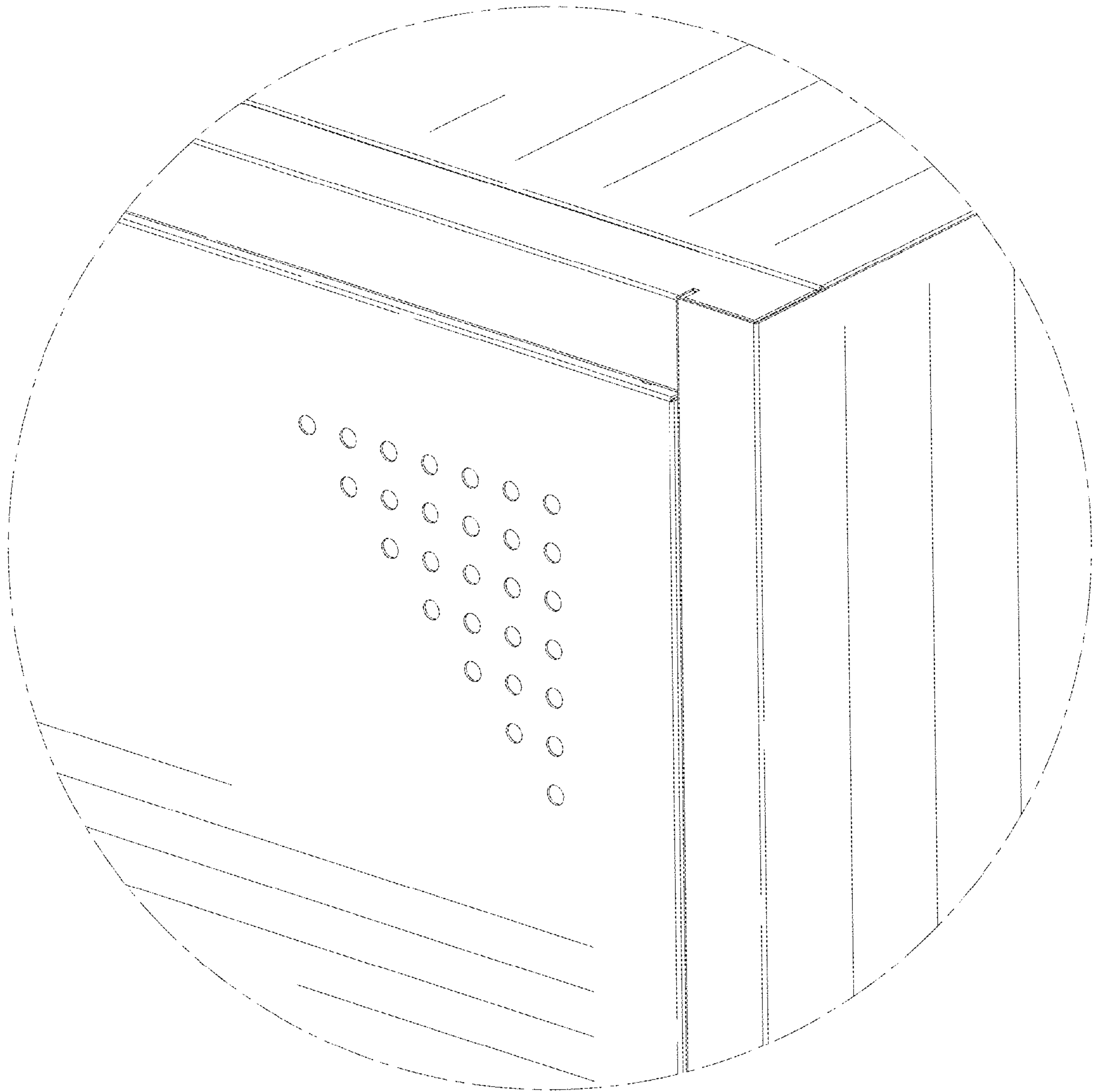


FIG. 27