



US00D985968S

(12) **United States Design Patent** (10) **Patent No.:** **US D985,968 S**
Ou (45) **Date of Patent:** **** May 16, 2023**

(54) **NECK PILLOW**

D893,917 S * 8/2020 Bellot D6/601
D897,733 S * 10/2020 Du D6/601
D899,818 S * 10/2020 Qu D6/601

(Continued)

(71) Applicant: **Ziyi Ou**, Heyuan (CN)

(72) Inventor: **Ziyi Ou**, Heyuan (CN)

(**) Term: **15 Years**

CN 304193590 * 7/2017
CN 304906711 * 11/2018

(Continued)

(21) Appl. No.: **29/815,053**

FOREIGN PATENT DOCUMENTS

(22) Filed: **Nov. 11, 2021**

OTHER PUBLICATIONS

(51) **LOC (14) Cl.** **06-09**

(52) **U.S. Cl.**

USPC **D6/601**

(58) **Field of Classification Search**

USPC D6/595, 596, 597, 601, 604, 716, 716.1,
D6/374, 334

CPC A47C 19/00; A47C 23/00; A47C 21/026;
A47C 27/00; A47C 27/06; A47C 27/08;
A47C 27/081; A47C 27/082

See application file for complete search history.

Google search: "cervical pillow" [site visited Feb. 25, 2023]: URL:
https://www.google.com/search?q=cervical+pillow&sxsrf=AJOqIzU9ClaskzSKKK42MaFjGIGyqKcjrg:1677363521283&source=lnms&tbm=isch&sa=X&ved=2ahUKEwiGIOGG2rH9AhX3F1kFHSpWDucQ_AUoAnoECAIQBA&biw=1920&bih=1057&dpr=1 (Year: 2023).*

(Continued)

Primary Examiner — Sanjeev Paul

(57) **CLAIM**

The ornamental design for a neck pillow, as shown and described.

(56) **References Cited**

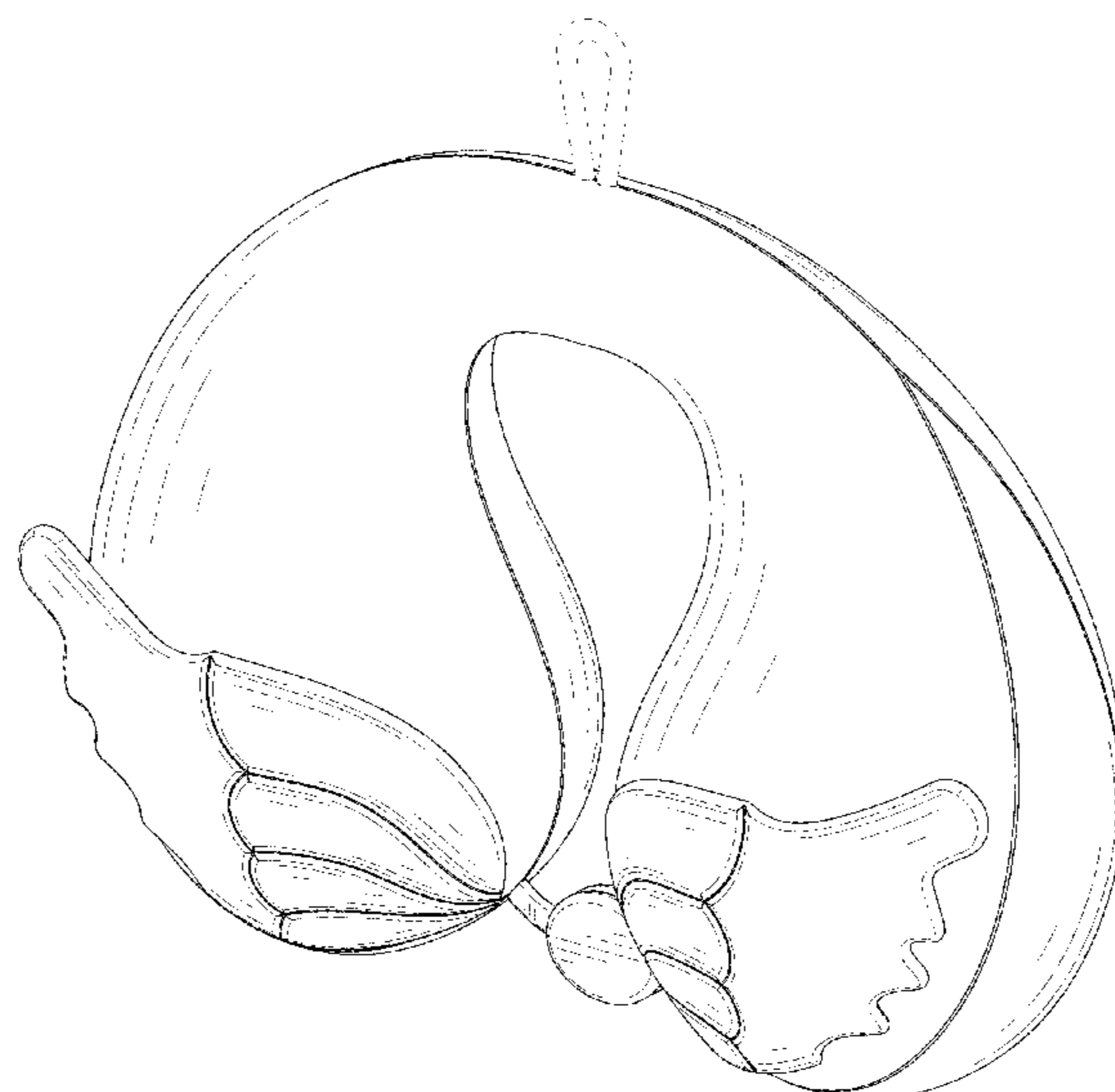
DESCRIPTION

U.S. PATENT DOCUMENTS

D316,793 S * 5/1991 Manjarrez D6/601
D352,633 S * 11/1994 Berggren D6/601
D549,507 S * 8/2007 Boutin D6/601
D550,016 S * 9/2007 Boutin D6/601
D550,018 S * 9/2007 Boutin D6/601
D550,495 S * 9/2007 Boutin D6/601
D785,370 S 5/2017 Randall
D786,584 S 5/2017 Beliveau
D817,031 S * 5/2018 Denat D6/601
D838,123 S * 1/2019 Ye D6/601
D841,364 S * 2/2019 Yu D6/601
D841,365 S * 2/2019 Hu D6/601
D846,913 S * 4/2019 Liu D6/601
D849,449 S * 5/2019 Zhao A47C 7/383
D6/601
D854,355 S * 7/2019 Lei D6/604
D872,502 S * 1/2020 Xu D6/601
D889,165 S * 7/2020 Chen D6/601

FIG. 1 is a perspective view of a neck pillow showing my new design;
FIG. 2 is another perspective view thereof;
FIG. 3 is another perspective view thereof;
FIG. 4 is a front elevational view thereof;
FIG. 5 is a rear elevational view thereof;
FIG. 6 is a left side elevational view thereof;
FIG. 7 is a right side elevational view thereof;
FIG. 8 is a top plan view thereof;
FIG. 9 is a bottom plan view thereof; and,
FIG. 10 is a perspective view of the neck pillow where the neck pillow is in a configuration of use.
The broken lines in the drawings depict portions of the neck pillow that form no part of the claimed design.

1 Claim, 10 Drawing Sheets



(56)

References Cited

U.S. PATENT DOCUMENTS

D899,819 S * 10/2020 Sutton D6/601
D900,505 S * 11/2020 Little D6/601
D901,941 S * 11/2020 Blanc D6/601
D901,943 S * 11/2020 Abraham D6/601
D911,747 S * 3/2021 Sutton D6/601
D913,011 S * 3/2021 Higashi D6/601
D951,676 S * 5/2022 Zheng D6/601

FOREIGN PATENT DOCUMENTS

CN 306075982 * 9/2020
GB 6175004 * 11/2021

OTHER PUBLICATIONS

Google search: "neck pillow" [site visited Feb. 25, 2023]: URL:https://www.google.com/search?q=neck+pillow&sxsrf=AJOqlzWRhOq5QThT-i6KiGBDWd1EG3RIVQ:1677363820518&source=lnms&tbm=isch&sa=X&ved=2ahUKEwjribmV27H9AhVDEVkFHfncBM4Q_AUoAnoECAEQBA&biw=1920&bih=1057&dpr=1 (Year: 2023).*

* cited by examiner



FIG. 1



FIG. 2



FIG. 3

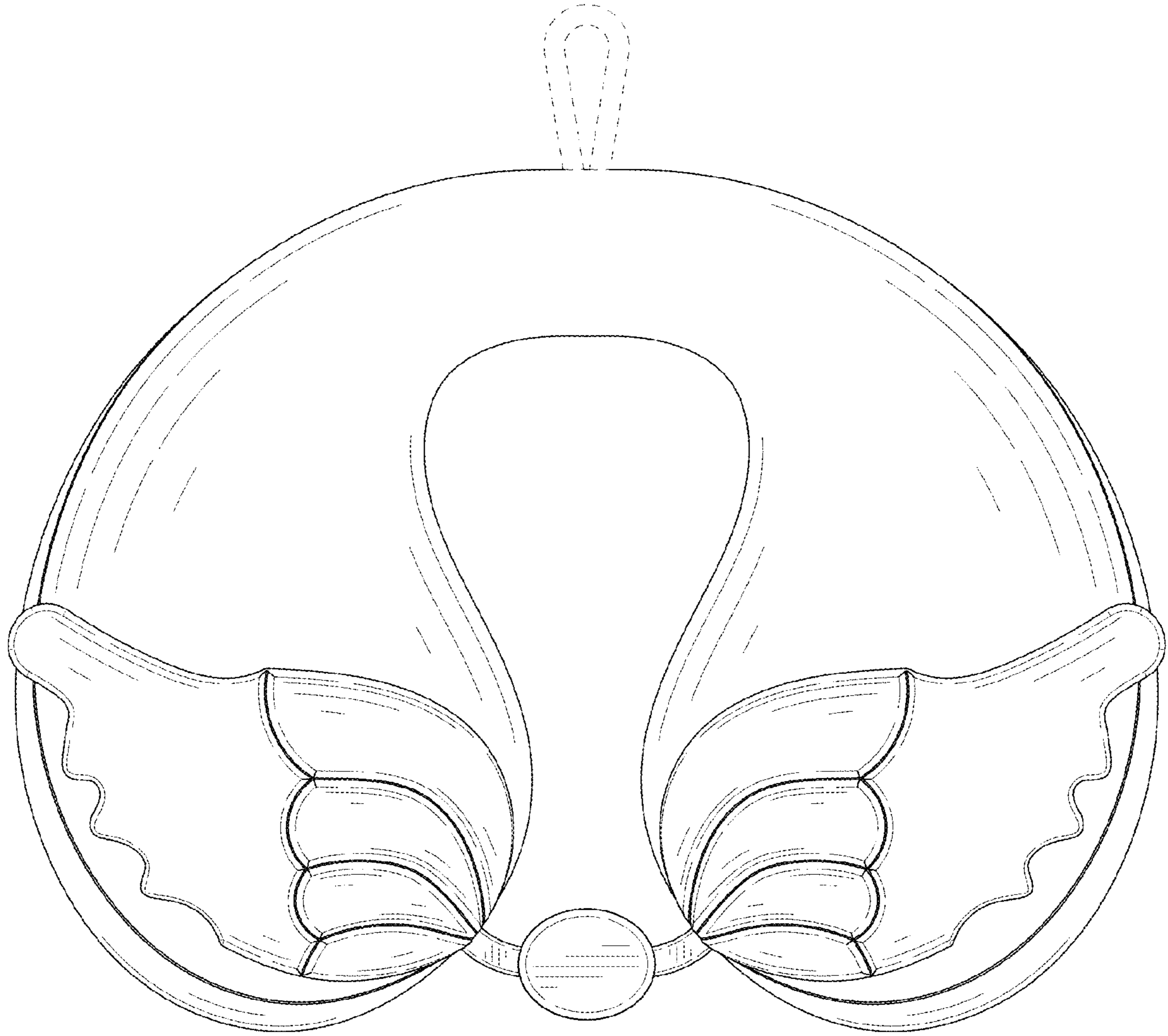


FIG. 4

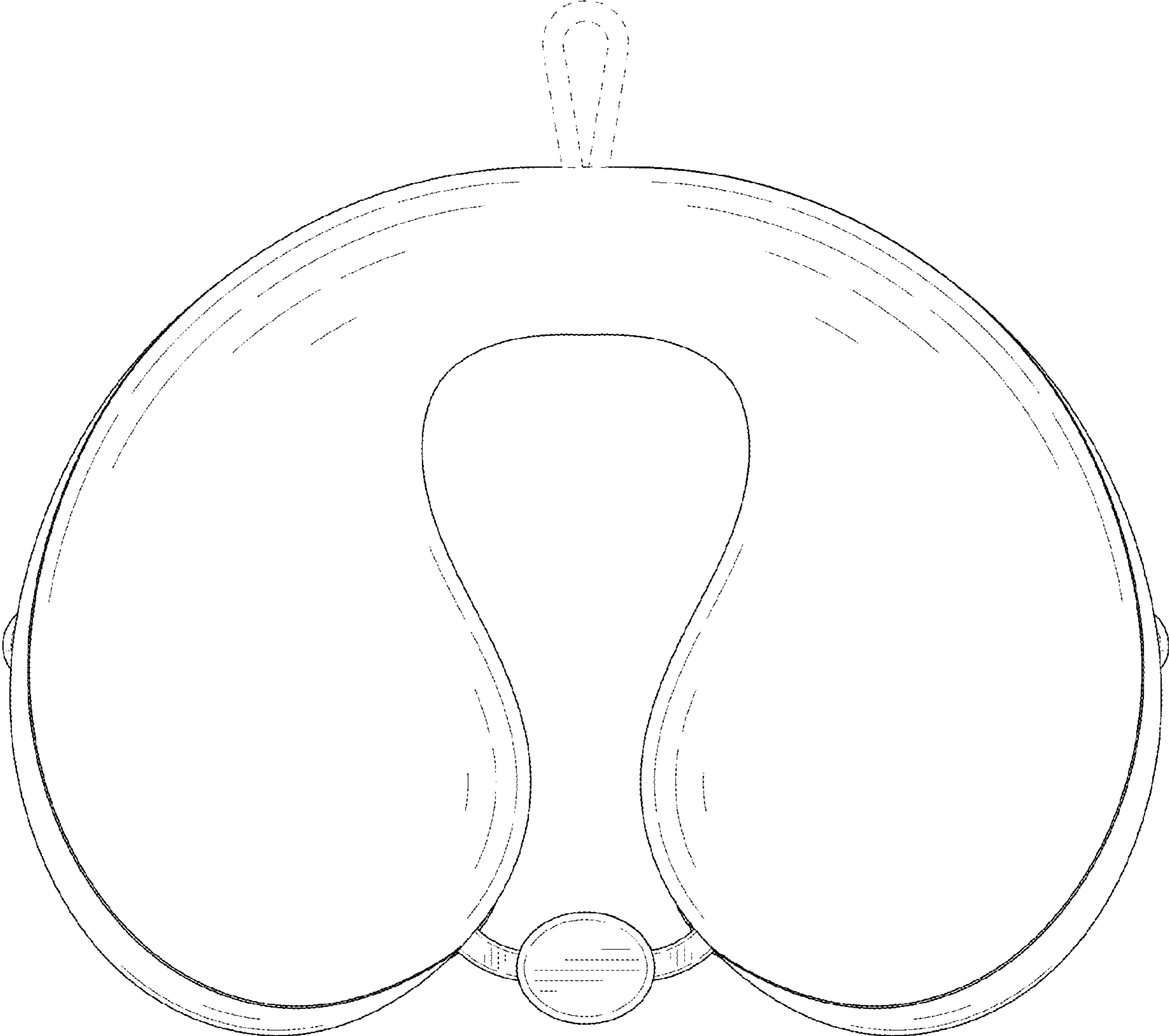


FIG. 5

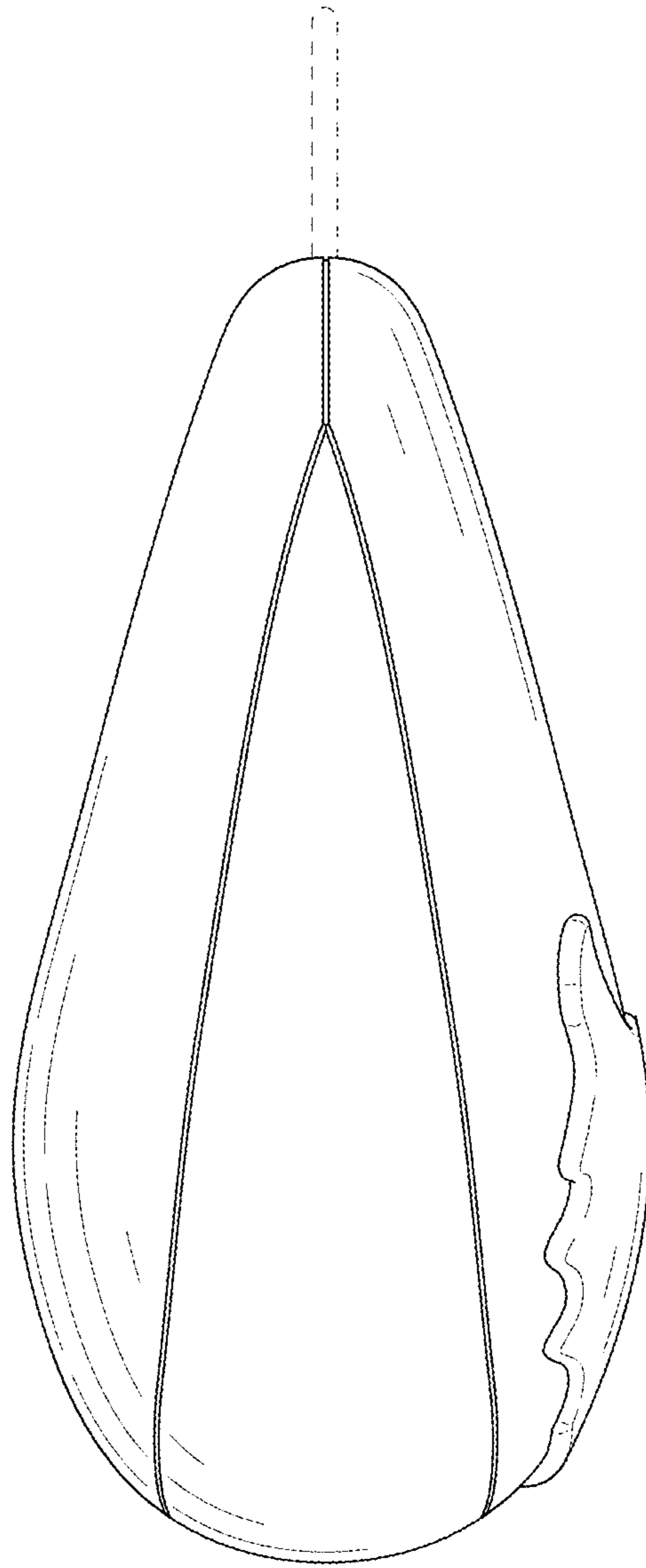


FIG. 6

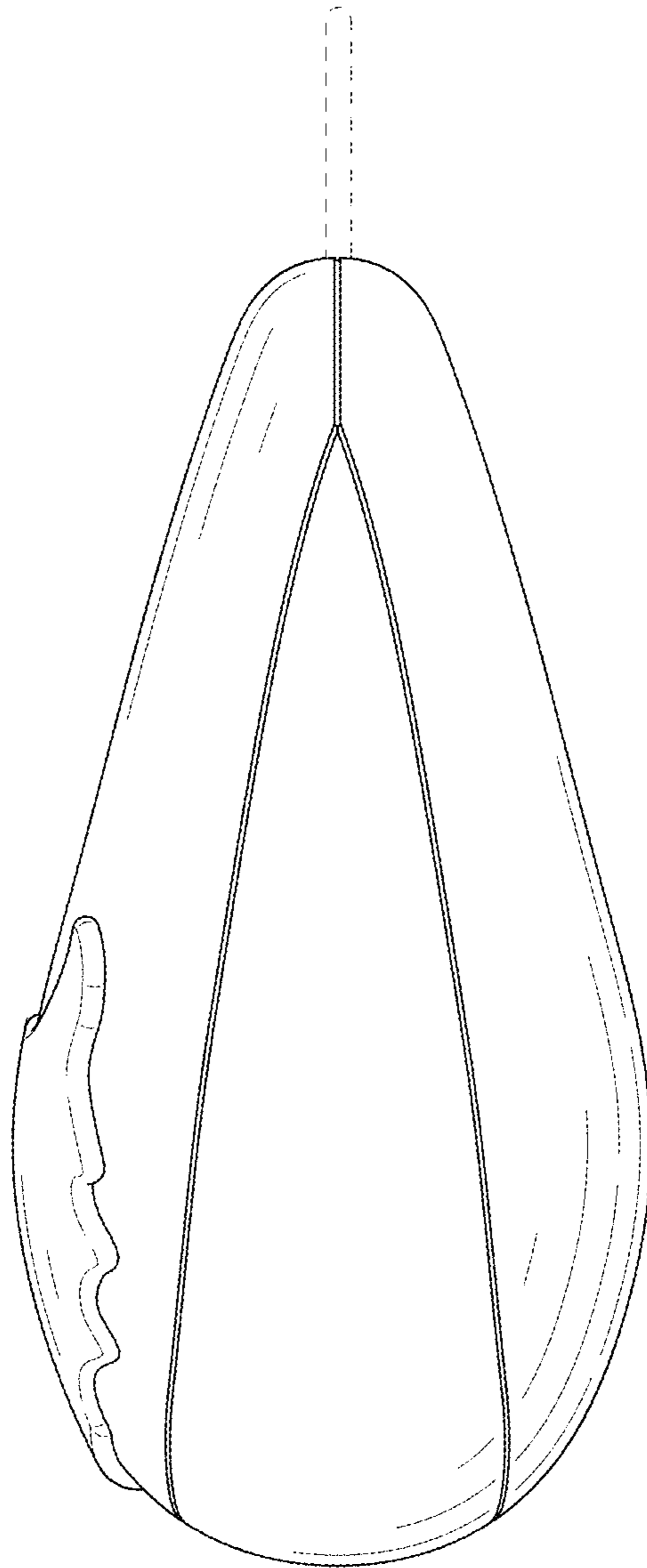


FIG. 7

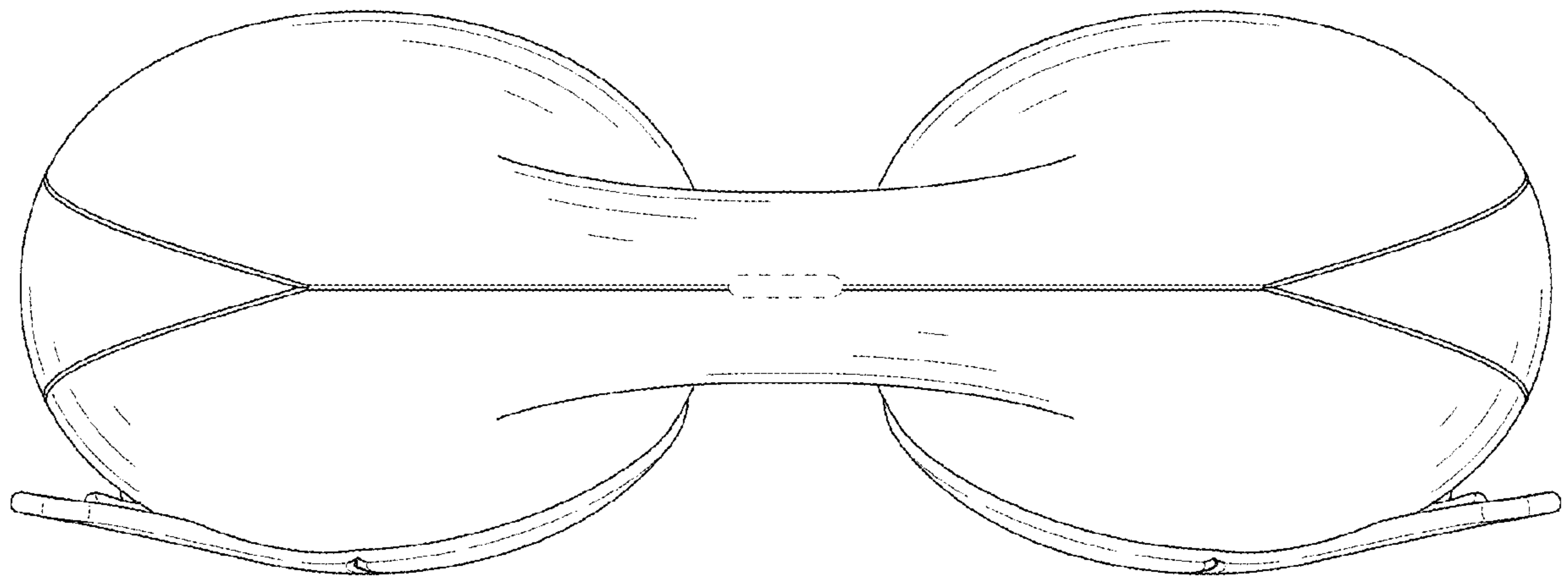


FIG. 8

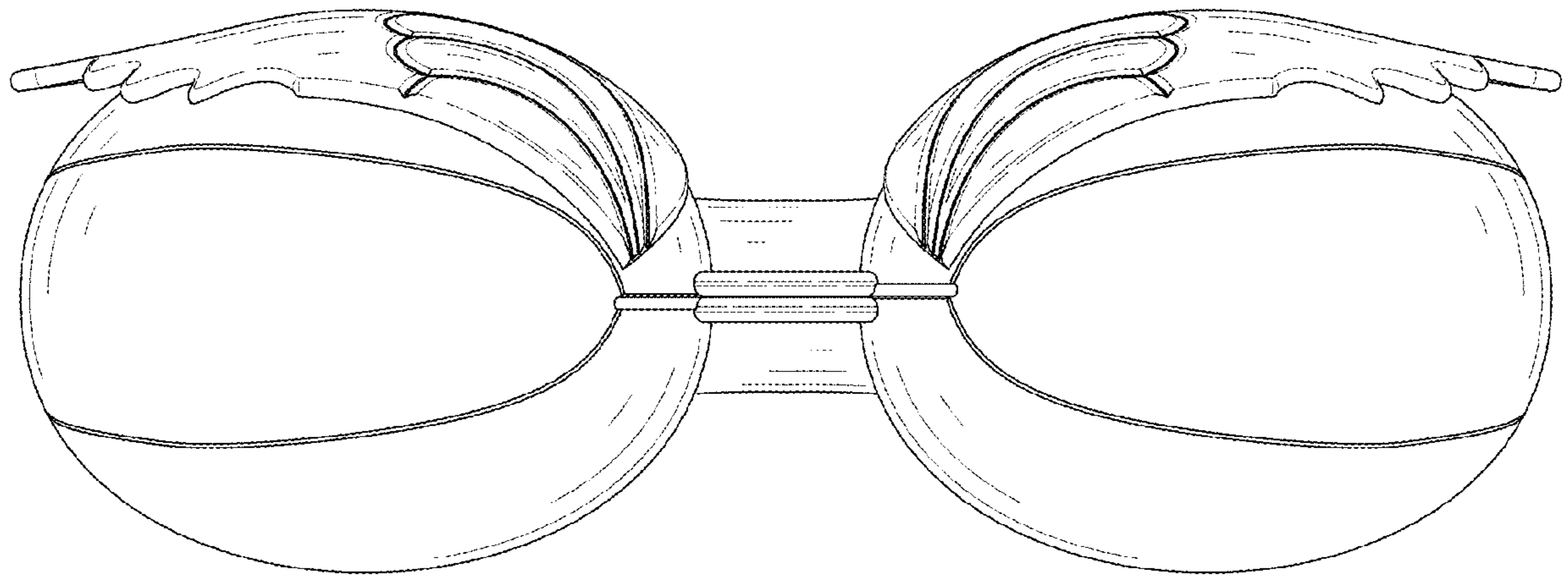


FIG. 9



FIG. 10