



US00D985953S

(12) **United States Design Patent** (10) **Patent No.:** **US D985,953 S**  
**Anderson et al.** (45) **Date of Patent:** **\*\* May 16, 2023**

- (54) **CHAISE**
- (71) Applicant: **Ledge Lounger, Inc.**, Brookshire, TX (US)
- (72) Inventors: **Christopher Anderson**, Fulshear, TX (US); **David Bier**, Conroe, TX (US)
- (73) Assignee: **Ledge Lounger, Inc.**, Katy, TX (US)
- (\*\*) Term: **15 Years**
- (21) Appl. No.: **29/814,807**
- (22) Filed: **Nov. 9, 2021**
- (51) **LOC (14) Cl.** ..... **06-01**
- (52) **U.S. Cl.**  
USPC ..... **D6/361**
- (58) **Field of Classification Search**  
USPC ..... D6/334, 361, 367, 368, 369, 370, 375, D6/377, 382, 604  
CPC ..... A47C 1/02; A47C 1/024; A47C 1/025; A47C 1/026; A47C 1/14; A47C 1/143; A47C 1/146; A47C 3/16; A47C 4/54  
See application file for complete search history.

(56) **References Cited**

U.S. PATENT DOCUMENTS

D194,498 S *	2/1963	Miller	.....	297/DIG. 2
D228,428 S *	9/1973	Wilson	.....	D6/361
6,270,155 B1 *	8/2001	Rashid	.....	A47C 13/00 297/118
D490,618 S *	6/2004	Green	.....	D6/361
D530,933 S *	10/2006	Vitaro	.....	D6/361
D539,553 S *	4/2007	Jimenez M.	.....	D6/375
D630,386 S *	1/2011	Bise	.....	D30/118
D648,551 S *	11/2011	Clark	.....	D6/361
D845,015 S *	4/2019	Milne	.....	D6/361

10,676,245 B2 *	6/2020	Anderson	.....	B63B 34/50
D917,189 S *	4/2021	Anderson	.....	D6/361
D917,190 S *	4/2021	Anderson	.....	D6/361
2017/0273464 A1 *	9/2017	Aprin	.....	A47C 1/143
2017/0340124 A1 *	11/2017	Anderson	.....	A47C 7/002

OTHER PUBLICATIONS

Autograph Chaise by Ledge Lounger, first available: Unknown. LedgeLoungers.com [online], [site visited Mar. 1, 2023], Internet URL: <https://ledgeloungers.com/products/autograph-chaise/> (Year: 2023).\*

\* cited by examiner

*Primary Examiner* — Mary Ann Calabrese  
*Assistant Examiner* — Hillary Catherine Shepard  
(74) *Attorney, Agent, or Firm* — Banner & Witcoff, Ltd.


(57) **CLAIM**

The ornamental design for a chaise, as shown and described.

**DESCRIPTION**

FIG. 1 is a top, front, right perspective view of the claimed design for a chaise;  
FIG. 2 is a bottom, rear, left perspective view thereof;  
FIG. 3 is a front view thereof;  
FIG. 4 is a back view thereof;  
FIG. 5 is a left side view thereof;  
FIG. 6 is a right side view thereof;  
FIG. 7 is a top view thereof; and,  
FIG. 8 is a bottom view thereof.  
The broken lines immediately adjacent to the shaded area depict boundaries of the claimed design and form no part thereof. The broken lines showing the remainder of the chaise depict environmental structure and form no part of the claimed design.

**1 Claim, 6 Drawing Sheets**






FIG. 1

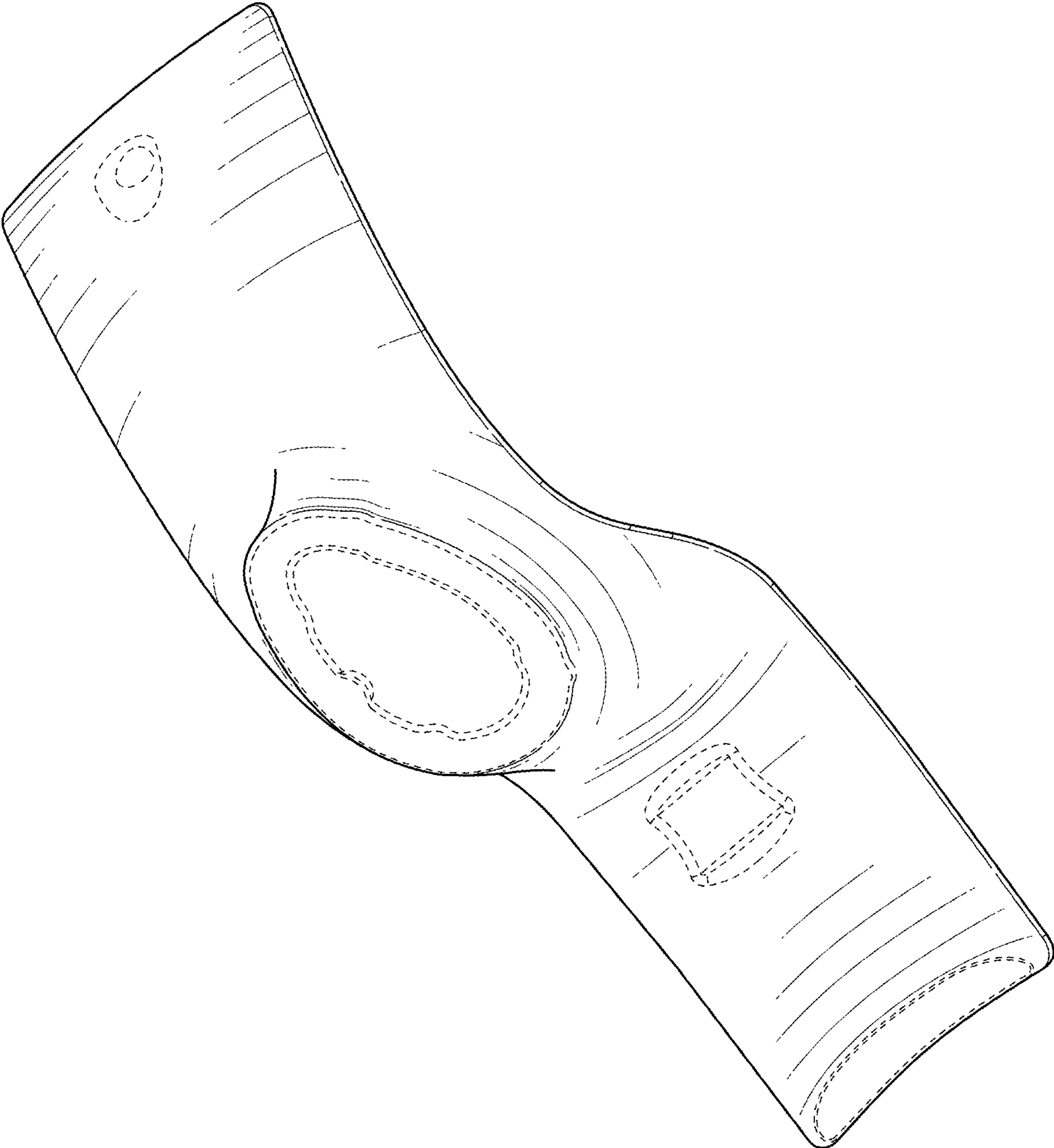


FIG. 2

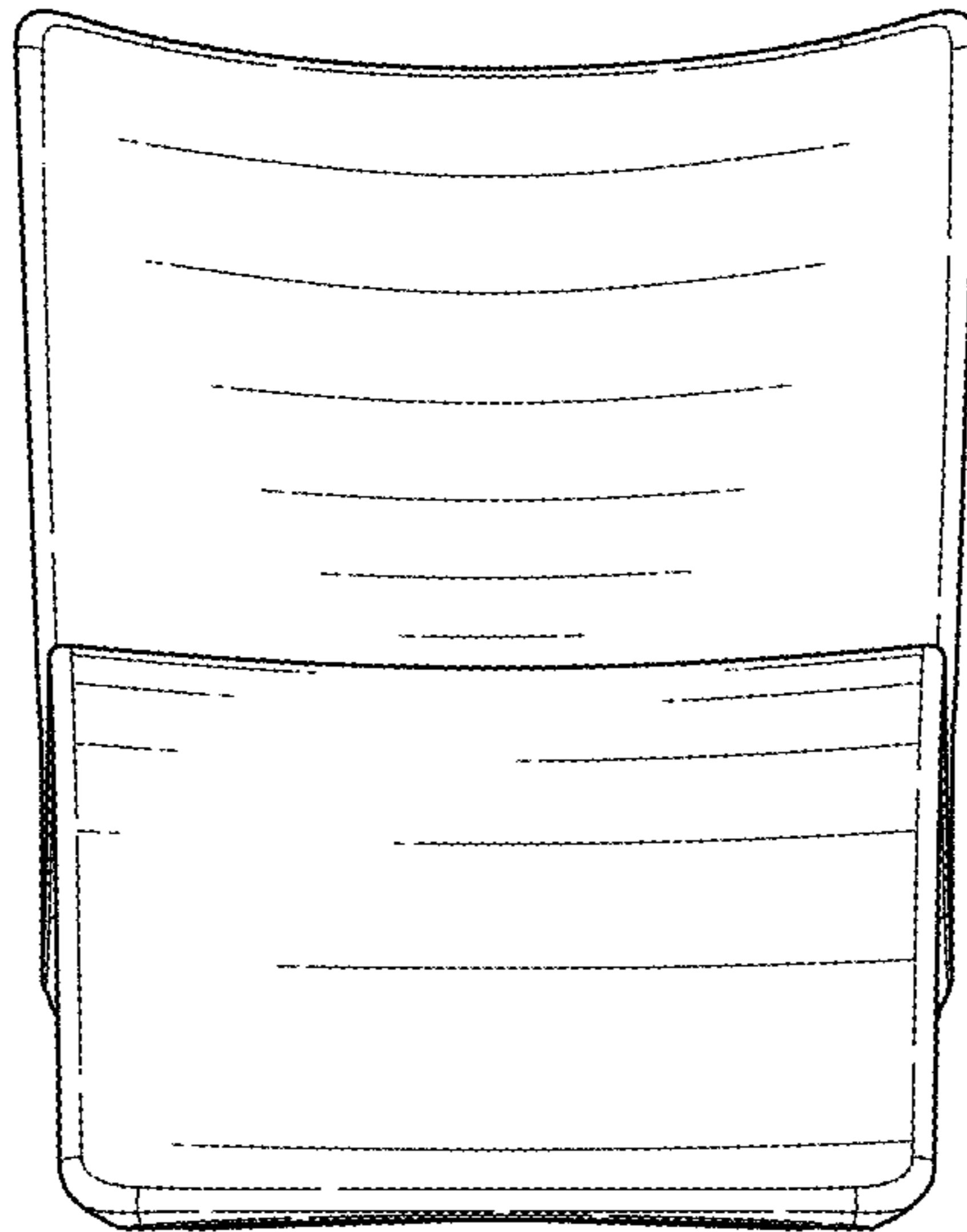


FIG. 3

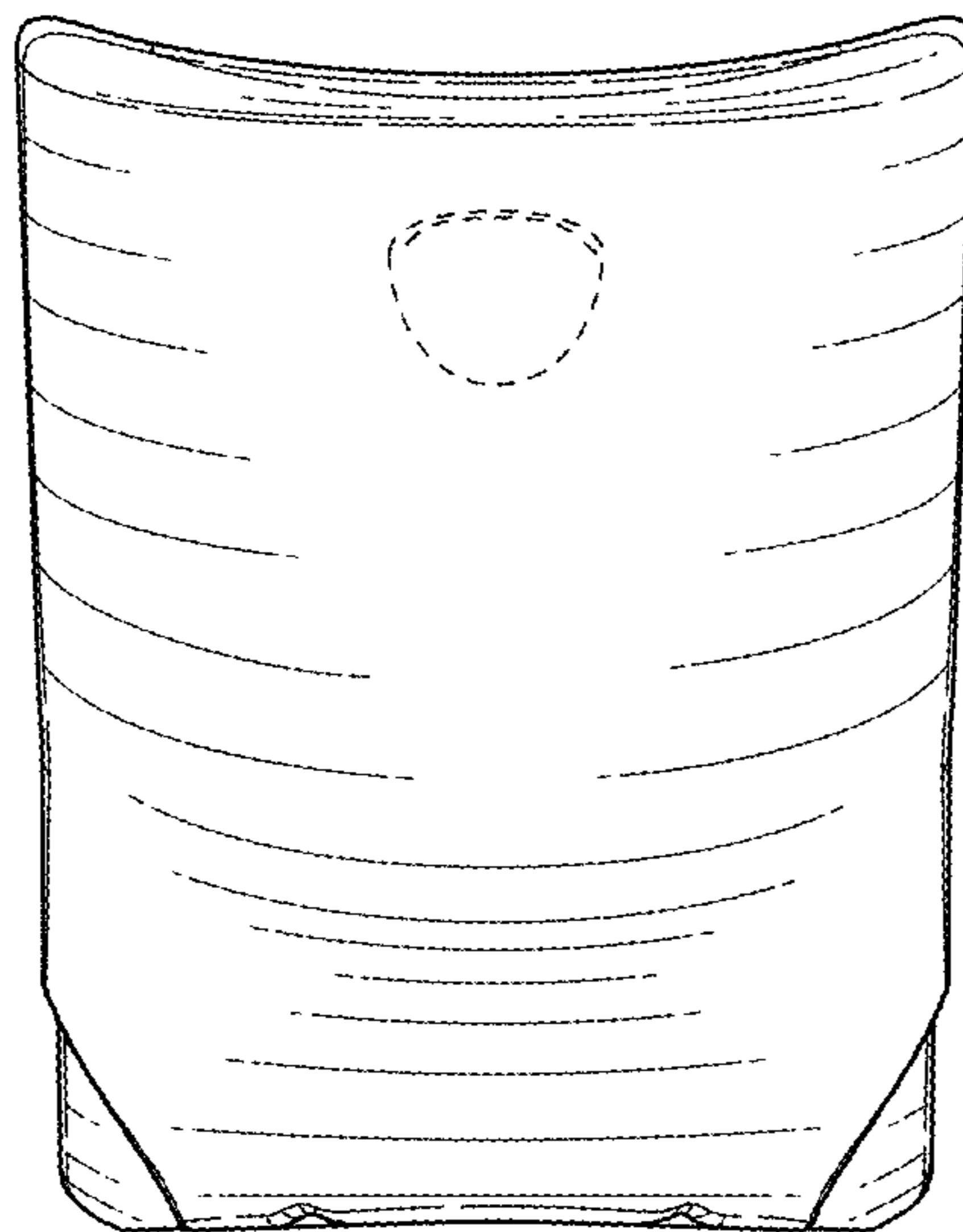


FIG. 4

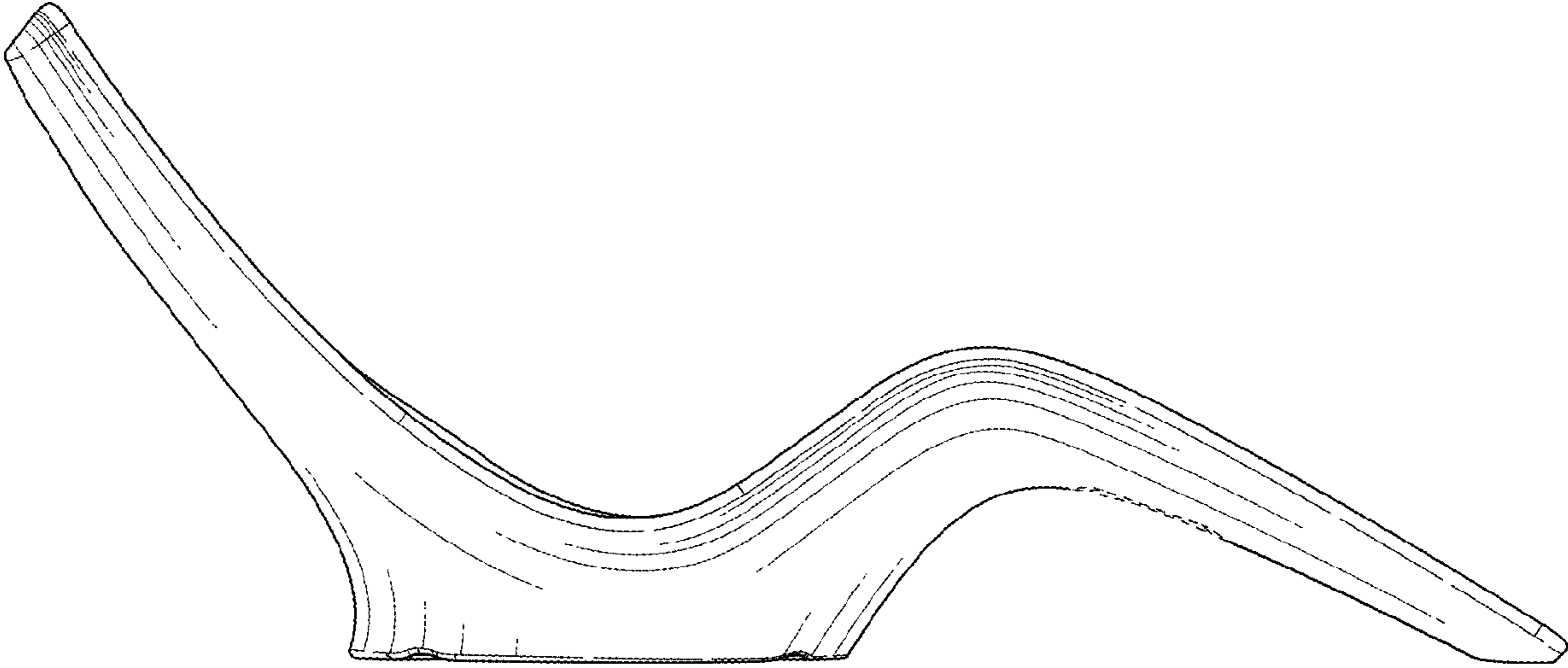


FIG. 5

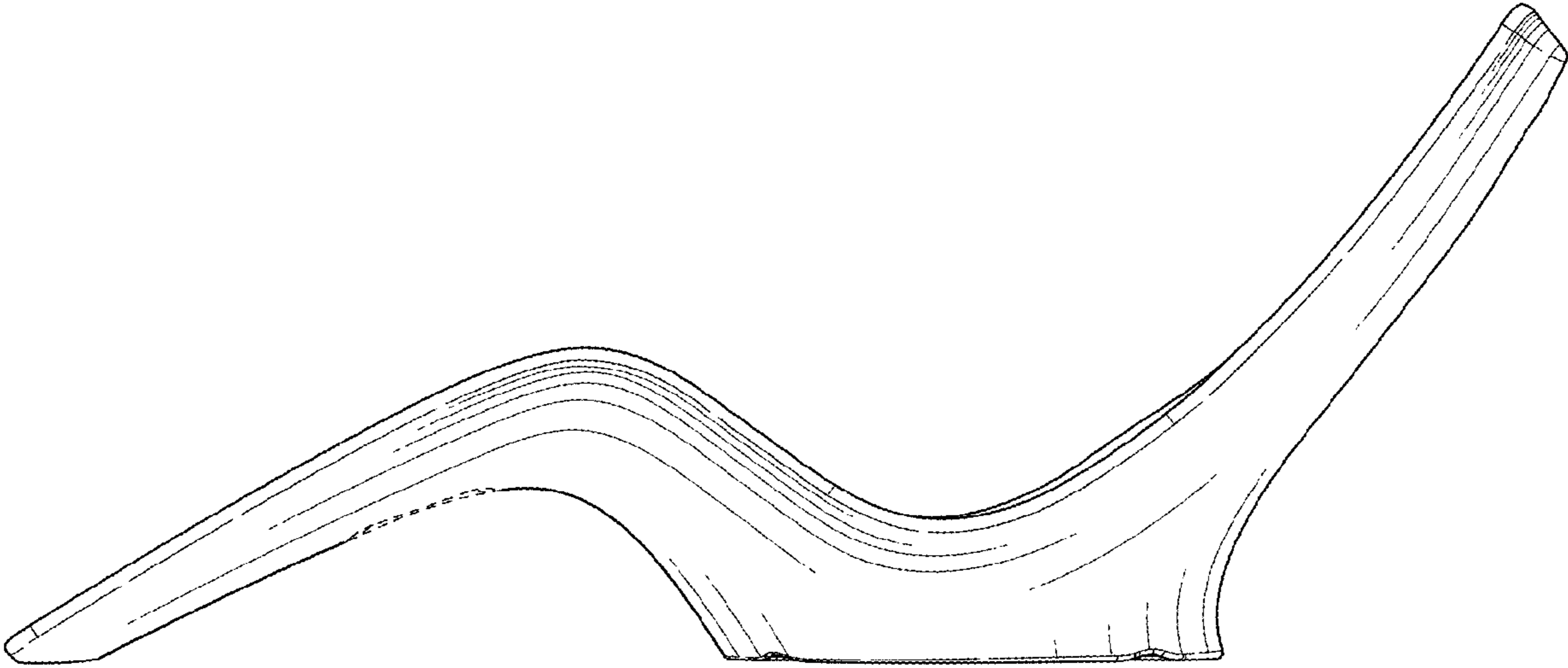


FIG. 6






FIG. 7

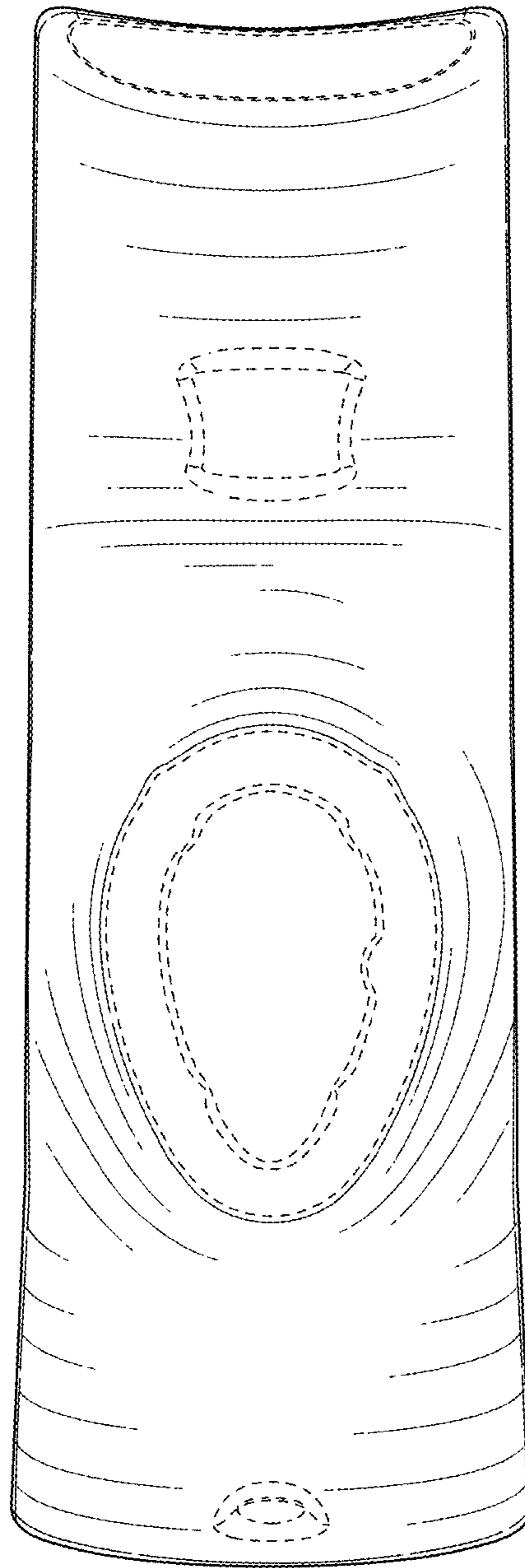


FIG. 8