



US00D985912S

(12) **United States Design Patent**
Lai

(10) **Patent No.:** **US D985,912 S**

(45) **Date of Patent:** **** May 16, 2023**

- (54) **SHOE SOLE**
- (71) Applicant: **Zhongzhong Lai**, Xiapu County (CN)
- (72) Inventor: **Zhongzhong Lai**, Xiapu County (CN)
- (**) Term: **15 Years**
- (21) Appl. No.: **29/849,172**
- (22) Filed: **Aug. 9, 2022**
- (51) **LOC (14) Cl.** **02-04**
- (52) **U.S. Cl.**
USPC **D2/947; D2/951; D2/957; D2/960**
- (58) **Field of Classification Search**
USPC D2/902, 906, 908, 916, 918, 925,
D2/946-962, 977; 36/3 B, 22 R, 24.5,
36/25 R, 28, 32 R, 34 R, 59 C, 67 A, 103
CPC A43B 13/00; A43B 13/02; A43B 13/023;
A43B 13/026; A43B 13/04; A43B 13/08;
A43B 13/10; A43B 13/12; A43B 13/14;
A43B 13/141; A43B 13/143; A43B
13/16; A43B 13/18; A43B 13/181; A43B
13/187; A43B 13/189; A43B 13/20; A43B
13/22; A43B 13/223; A43B 13/24; A43B
13/28; A43B 13/30; A43B 13/32; A43B
13/34; A43B 13/36
See application file for complete search history.

- 5,572,805 A * 11/1996 Giese A43B 13/188
36/31
- D412,394 S * 8/1999 Loveder D2/951
- D446,914 S * 8/2001 Cockrell D2/977
- D446,915 S * 8/2001 Cockrell D2/959
- D446,916 S * 8/2001 Cockrell D2/947
- D447,326 S * 9/2001 Cockrell D2/959
- D475,514 S 6/2003 Burg et al.
- 6,769,202 B1 * 8/2004 Luthi A43B 13/184
36/28
- D511,617 S * 11/2005 Matis D2/977
- D532,585 S * 11/2006 McDonald D2/951
- D549,940 S * 9/2007 Regosin D2/957
- D573,779 S 7/2008 Stauffer
- D616,188 S 5/2010 Chan
- D712,123 S 9/2014 Goldman
- D716,535 S 11/2014 Seo
- D804,789 S * 12/2017 Fecchio D2/947
- D806,372 S * 1/2018 Boudreau D2/951
- D816,309 S * 5/2018 Cooper D2/947
- D823,580 S * 7/2018 Pauk D2/947
- D834,292 S * 11/2018 Hernandez D2/947

(Continued)

Primary Examiner — T Chase Nelson

(74) *Attorney, Agent, or Firm* — Xiaofang Zhong

(57) **CLAIM**

The ornamental design for a shoe sole, as shown and described.

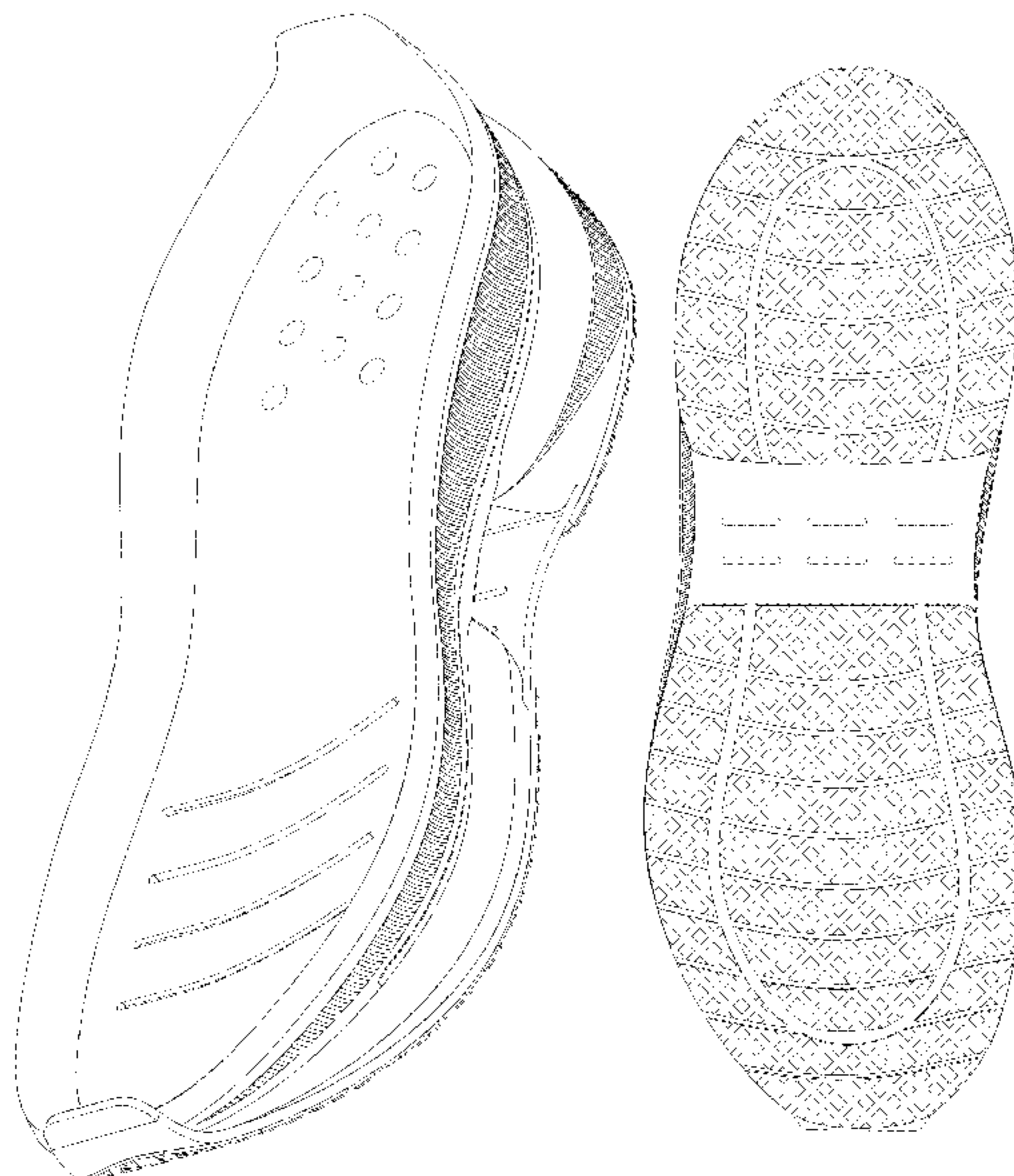
DESCRIPTION

- FIG. 1 is a perspective view of a shoe sole showing my new design;
- FIG. 2 is another perspective view thereof;
- FIG. 3 is a top plan view thereof;
- FIG. 4 is a bottom plan view thereof;
- FIG. 5 is a left elevational view thereof;
- FIG. 6 is a right elevational view thereof;
- FIG. 7 is a rear elevational view thereof; and,
- FIG. 8 is a front elevational view thereof.

1 Claim, 8 Drawing Sheets

(56) **References Cited**
U.S. PATENT DOCUMENTS

- D106,676 S * 10/1937 Richards D2/910
- D117,831 S * 11/1939 Johnson D2/959
- D250,917 S * 1/1979 Wynne D2/908
- 4,132,016 A * 1/1979 Vaccari A43B 19/00
36/114
- 4,377,041 A * 3/1983 Alchermes A43B 13/12
36/31
- D335,572 S * 5/1993 Peterson D2/959
- 5,337,492 A * 8/1994 Anderie A43B 13/181
36/114



(56)

References Cited

U.S. PATENT DOCUMENTS

D834,797 S * 12/2018 Rathburn D2/947
 D857,362 S * 8/2019 Thompson D2/947
 D858,064 S 9/2019 O'Shea et al.
 D862,053 S * 10/2019 de Montgolfier D2/947
 D864,530 S * 10/2019 Verfl D2/960
 D869,132 S * 12/2019 de Montgolfier D2/947
 D882,229 S 4/2020 Bembury
 D882,913 S * 5/2020 Mahoney D2/947
 D885,725 S * 6/2020 de Montgolfier D2/947
 D889,790 S * 7/2020 O'Connor D2/947
 D889,798 S * 7/2020 Vella D2/947
 D890,493 S * 7/2020 VanHook D2/951
 D893,142 S * 8/2020 Lee A43B 13/12
 D893,143 S * 8/2020 Lee D2/947
 D901,857 S * 11/2020 Hernandez D2/947
 D902,543 S * 11/2020 Hernandez D2/947
 D904,739 S * 12/2020 Ernst D2/947
 D917,847 S * 5/2021 O'Connor D2/947
 D917,856 S 5/2021 Gaboriault et al.

D919,946 S 5/2021 Kerr et al.
 D920,651 S 6/2021 Street
 D922,746 S * 6/2021 Durflinger D2/947
 D928,466 S * 8/2021 Xie D2/908
 D932,152 S * 10/2021 Kuerbis D2/947
 D932,153 S * 10/2021 Kuerbis D2/947
 D932,752 S * 10/2021 Schenone A43B 13/184
 D934,546 S * 11/2021 Page A43B 13/181
 D943,888 S * 2/2022 da Costa Pereira Machado
 D943,889 S * 2/2022 da Costa Pereira Machado
 D950,903 S * 5/2022 Zhuang D2/944
 D957,103 S * 7/2022 Petrie D2/947
 D957,799 S 7/2022 Ding
 D968,061 S * 11/2022 Xie D2/947
 D969,469 S * 11/2022 Redon D2/947
 2011/0138652 A1 * 6/2011 Lucas A43B 13/14
 36/28

* cited by examiner

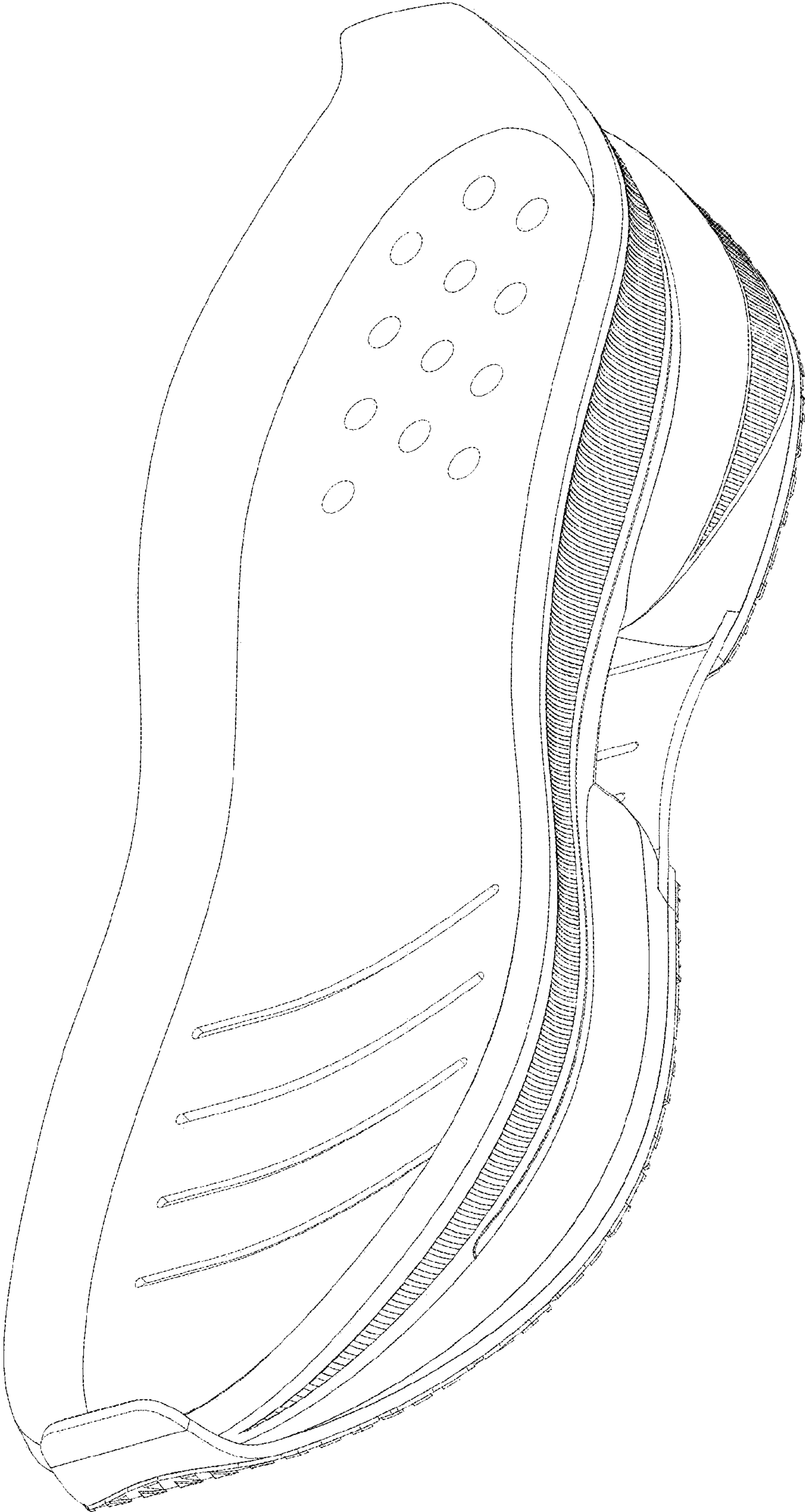


FIG. 1

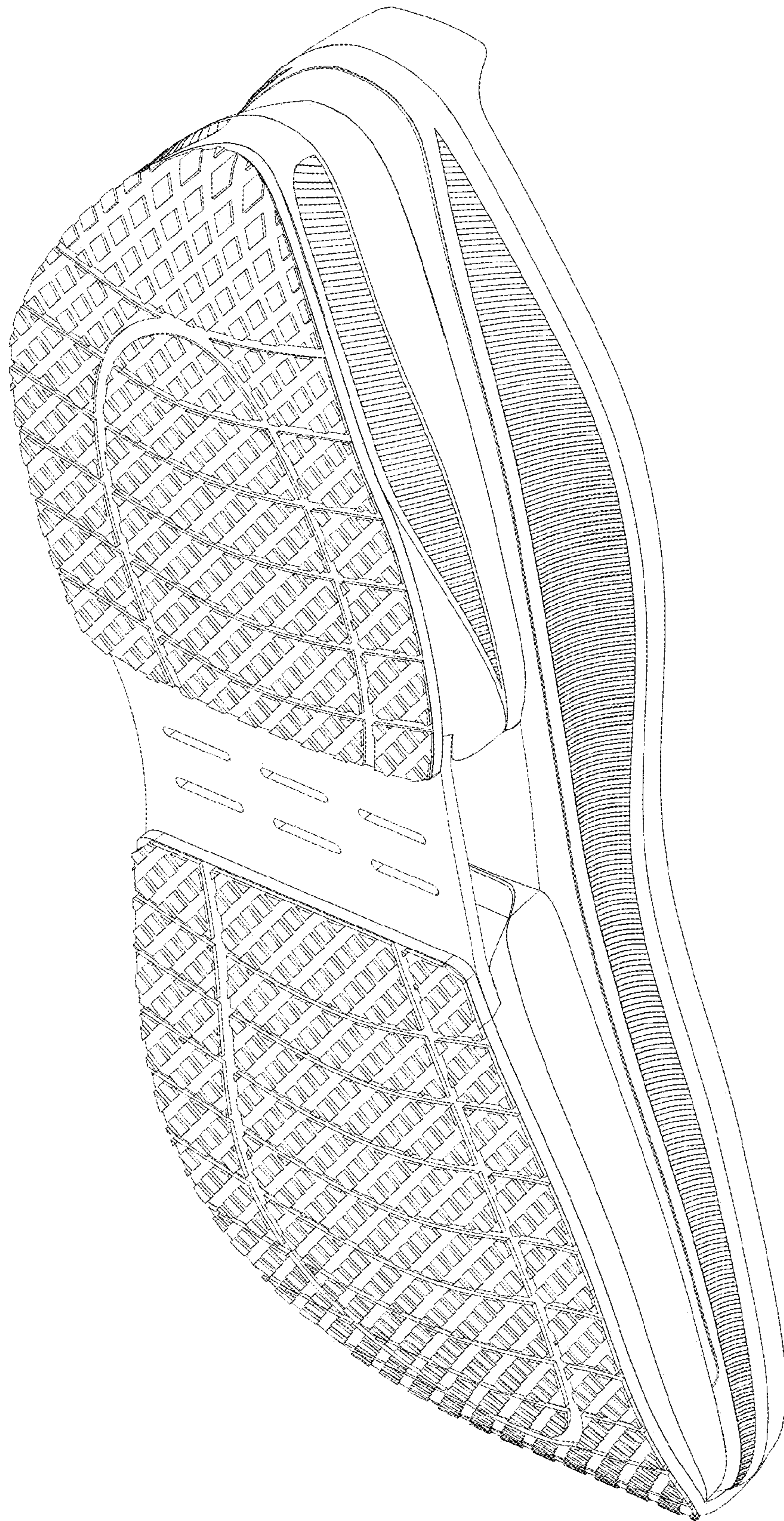


FIG. 2

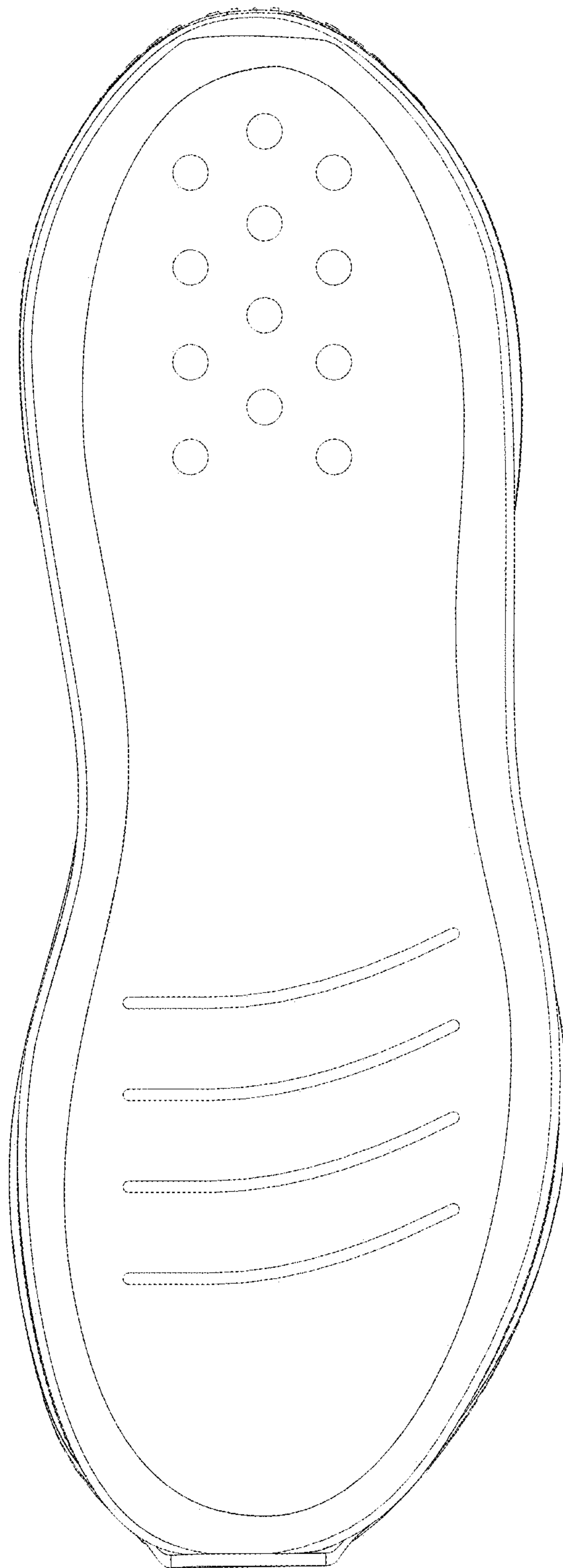


FIG. 3

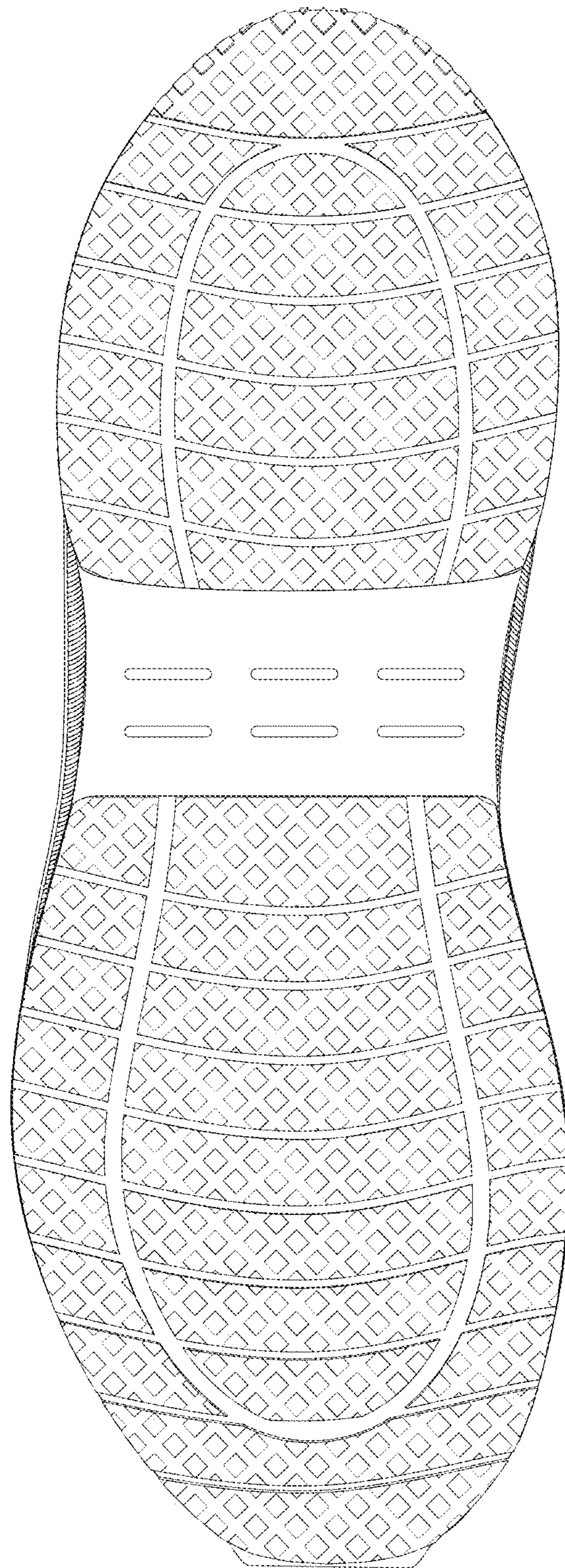


FIG. 4

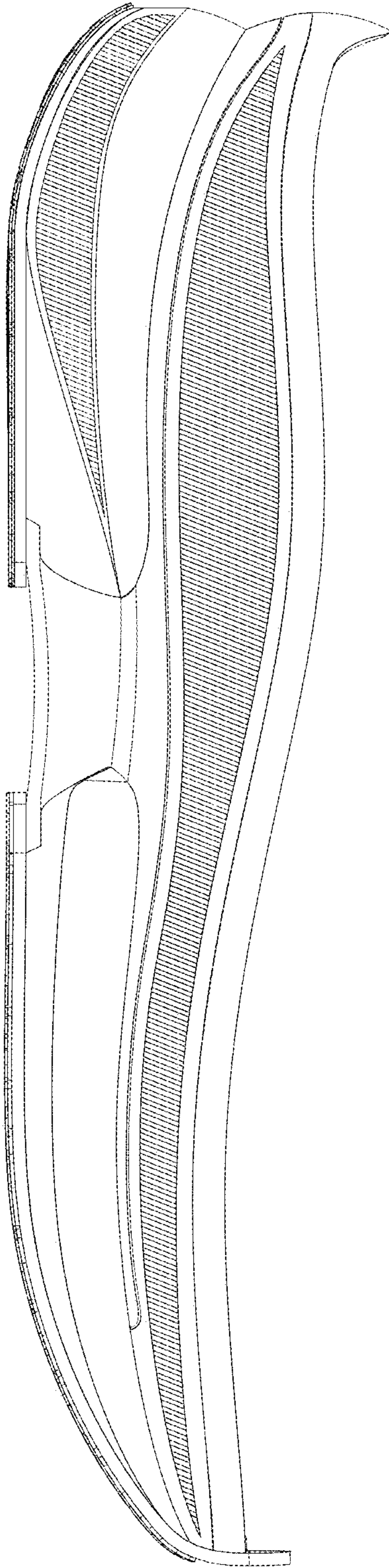


FIG. 5

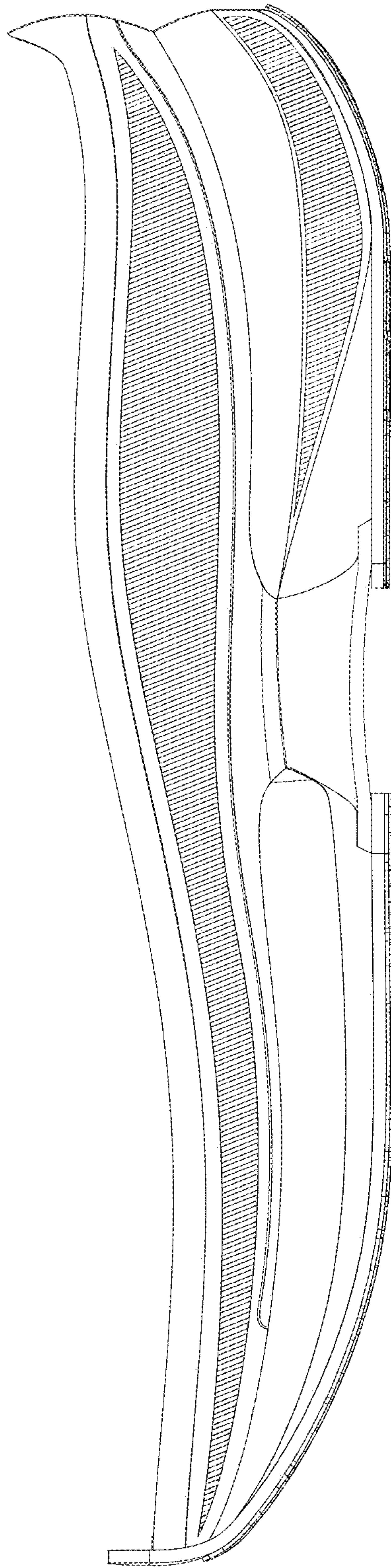


FIG. 6

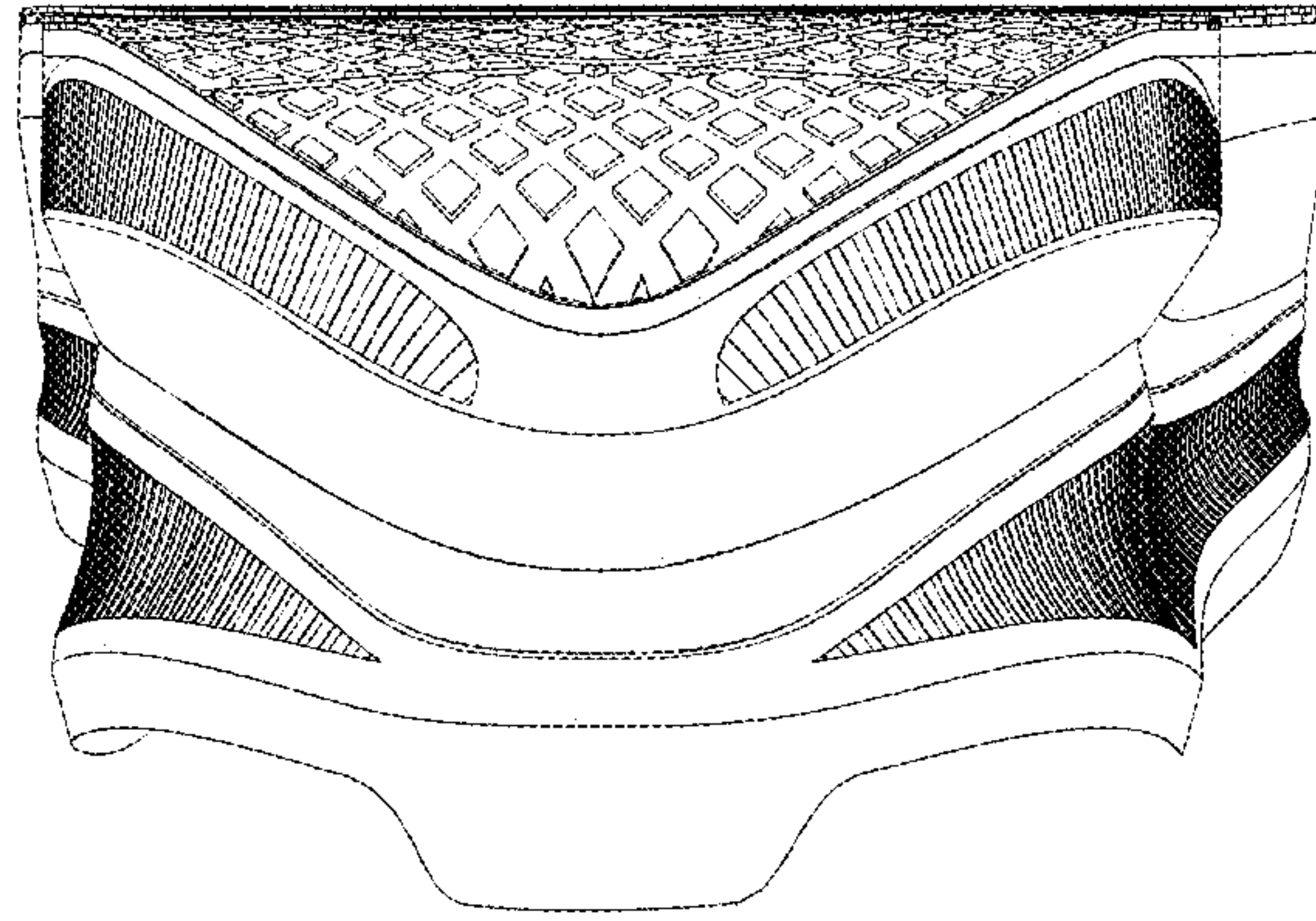


FIG. 7

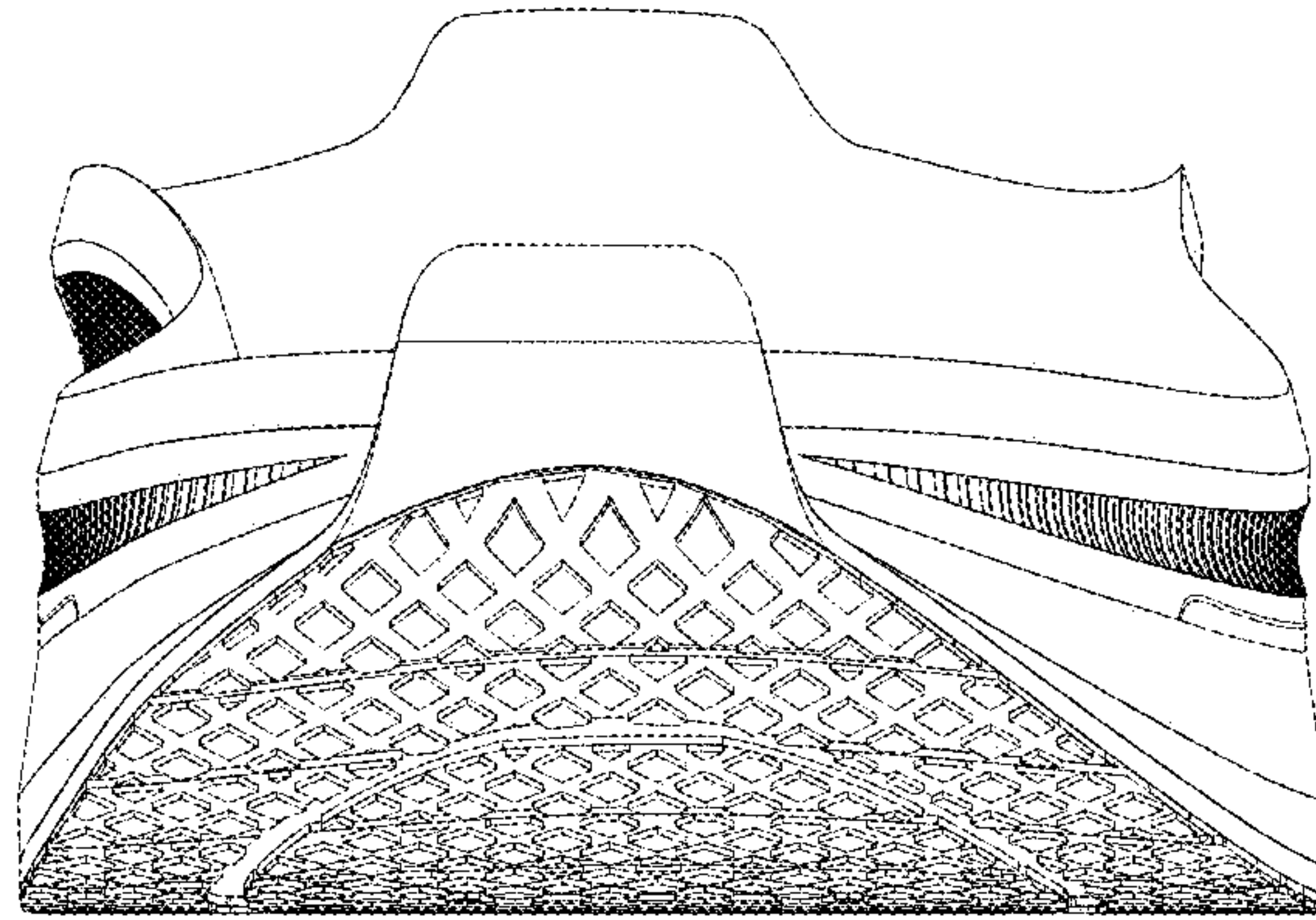


FIG. 8