



US00D985901S

(12) **United States Design Patent** (10) **Patent No.:** **US D985,901 S**  
**Chen** (45) **Date of Patent:** **\*\* May 16, 2023**

- (54) **SLIPPER**
- (71) Applicant: **Li Chen**, Fujian (CN)
- (72) Inventor: **Li Chen**, Fujian (CN)
- (\*\*) Term: **15 Years**
- (21) Appl. No.: **29/808,632**
- (22) Filed: **Sep. 22, 2021**
- (51) **LOC (14) Cl.** ..... **02-04**
- (52) **U.S. Cl.**  
USPC ..... **D2/919**; D2/916
- (58) **Field of Classification Search**  
USPC ..... D2/896-900, 916-926, 946-955, 969  
CPC .. A43B 3/12; A43B 3/128; A43B 3/10; A43B  
3/102  
See application file for complete search history.

(56) **References Cited**

U.S. PATENT DOCUMENTS

2,226,110	A *	12/1940	Dee	.....	A43B 3/102
					D2/974
RE29,041	E *	11/1976	Fukuoka	.....	A43B 3/102
					36/11.5
D275,145	S *	8/1984	Glatz	.....	D2/916
D275,525	S *	9/1984	Nakao	.....	D2/918
D292,441	S *	10/1987	Gamm	.....	D2/916
D317,828	S *	7/1991	Rogers	.....	D2/953
D410,137	S *	5/1999	Kelley	.....	D2/947
D485,972	S *	2/2004	Magro	.....	D2/951

8,109,012	B2 *	2/2012	Sarantakos	.....	A43B 5/08
					36/8.1
D783,955	S *	4/2017	Fullerton	.....	D2/916
D843,090	S *	3/2019	Fongher	.....	D2/916
D895,250	S *	9/2020	Howe	.....	D2/972
D927,148	S *	8/2021	Song	.....	D2/916
2012/0174439	A1 *	7/2012	O'Connor	.....	A43B 13/141
					36/11.5

\* cited by examiner

*Primary Examiner* — Rashida C. Walshon

(74) *Attorney, Agent, or Firm* — True Shepherd, LLC;  
Andrew Cheng


(57) **CLAIM**

The ornamental design for a slipper, as shown and described.

**DESCRIPTION**

FIG. 1 is a front, right, and top perspective view of a slipper, showing my design.  
 FIG. 2 is a rear, right, and bottom perspective view thereof.  
 FIG. 3 is a front elevation view thereof.  
 FIG. 4 is a rear elevation view thereof.  
 FIG. 5 is a left side elevation view thereof.  
 FIG. 6 is a right side elevation view thereof.  
 FIG. 7 is a top plan view thereof.  
 FIG. 8 is a bottom plan view thereof; and,  
 FIG. 9 is a partial enlarged view of an area labeled 9 in FIG. 1 comprising an inside shoes part.  
 A right shoe of the slipper is a mirror image of the left shoe as shown in FIGS. 1 to 8.

**1 Claim, 9 Drawing Sheets**






FIG. 1




FIG. 2



FIG. 3



FIG. 4




FIG. 5




FIG. 6




FIG. 7






FIG. 8




FIG. 9