



US00D985852S

(12) **United States Design Patent** (10) **Patent No.:** **US D985,852 S**  
**Muck** (45) **Date of Patent:** **\*\* May 9, 2023**

(54) <b>VIVARIUM</b>	5,833,137 A * 11/1998 Liao ..... A01K 63/003 47/62 A
(71) Applicant: <b>OASE Holding U.K. Limited,</b> Southampton (GB)	7,044,081 B1 * 5/2006 Bridges ..... A01K 63/003 119/472
(72) Inventor: <b>Thorsten Muck, Ibbenbüren (DE)</b>	D795,503 S * 8/2017 Mei ..... D30/101 D815,977 S * 4/2018 Hollis ..... D11/145
(73) Assignee: <b>OASE Holding U.K. Limited,</b> Southampton (GB)	2006/0118057 A1 * 6/2006 Van Heygen ..... A01K 63/003 119/246
(**) Term: <b>15 Years</b>	2017/0006841 A1 * 1/2017 Hattori ..... A01K 63/003 2017/0094954 A1 * 4/2017 Keller ..... A01K 63/006 2020/0068859 A1 * 3/2020 Smith ..... A01K 63/065 2020/0229405 A1 * 7/2020 Lowry ..... A01K 63/06 2022/0015337 A1 * 1/2022 Muck ..... A01K 63/06

(21) Appl. No.: **29/768,413**

(22) Filed: **Jan. 29, 2021**

(30) **Foreign Application Priority Data**

Jul. 29, 2020 (EM) ..... 008 057 913

(51) **LOC (14) Cl.** ..... **30-02**

(52) **U.S. Cl.**  
USPC ..... **D30/101**

(58) **Field of Classification Search**  
USPC ..... D30/101-107; D11/145, 155, 164  
CPC .... A01K 63/006; A01K 63/003; A01K 63/00;  
A01K 63/06; A01K 63/065  
See application file for complete search history.

(56) **References Cited**

**U.S. PATENT DOCUMENTS**

D194,793 S * 3/1963 Perl ..... D30/101
D350,418 S * 9/1994 Ross ..... D11/145
5,363,801 A * 11/1994 Watters ..... A01K 63/003 119/265
5,404,839 A * 4/1995 Mancuso ..... A01K 63/003 47/69
5,762,026 A * 6/1998 Watters ..... A01K 63/003 119/470

**FOREIGN PATENT DOCUMENTS**

JP D1555254 \* 1/2016

\* cited by examiner

*Primary Examiner* — Wan Laymon

(74) *Attorney, Agent, or Firm* — Gudrun E. Huckett


(57) **CLAIM**

The ornamental design for a vivarium, as shown and described.

**DESCRIPTION**

FIG. 1 is a perspective view of a vivarium showing my new design;  
FIG. 2 is a left side view of the vivarium;  
FIG. 3 is a front elevational view of the vivarium;  
FIG. 4 is a right side view of the vivarium;  
FIG. 5 is a rear elevational view of the vivarium;  
FIG. 6 is a top plan view of the vivarium; and,  
FIG. 7 is a bottom plan view of the vivarium.  
The portions of the drawings shown in broken lines form no part of the claimed design.

**1 Claim, 7 Drawing Sheets**






Fig. 1

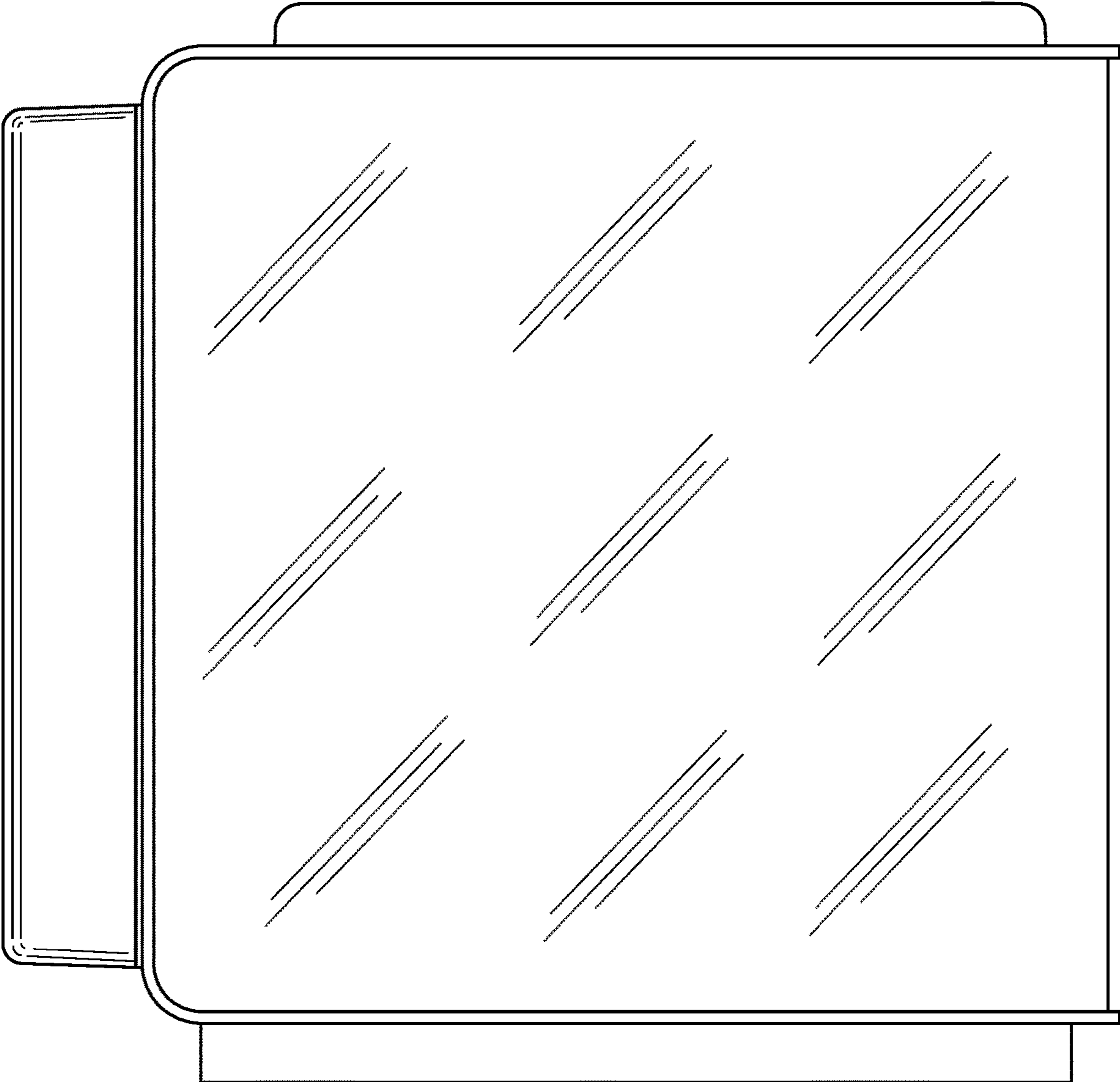


Fig. 2

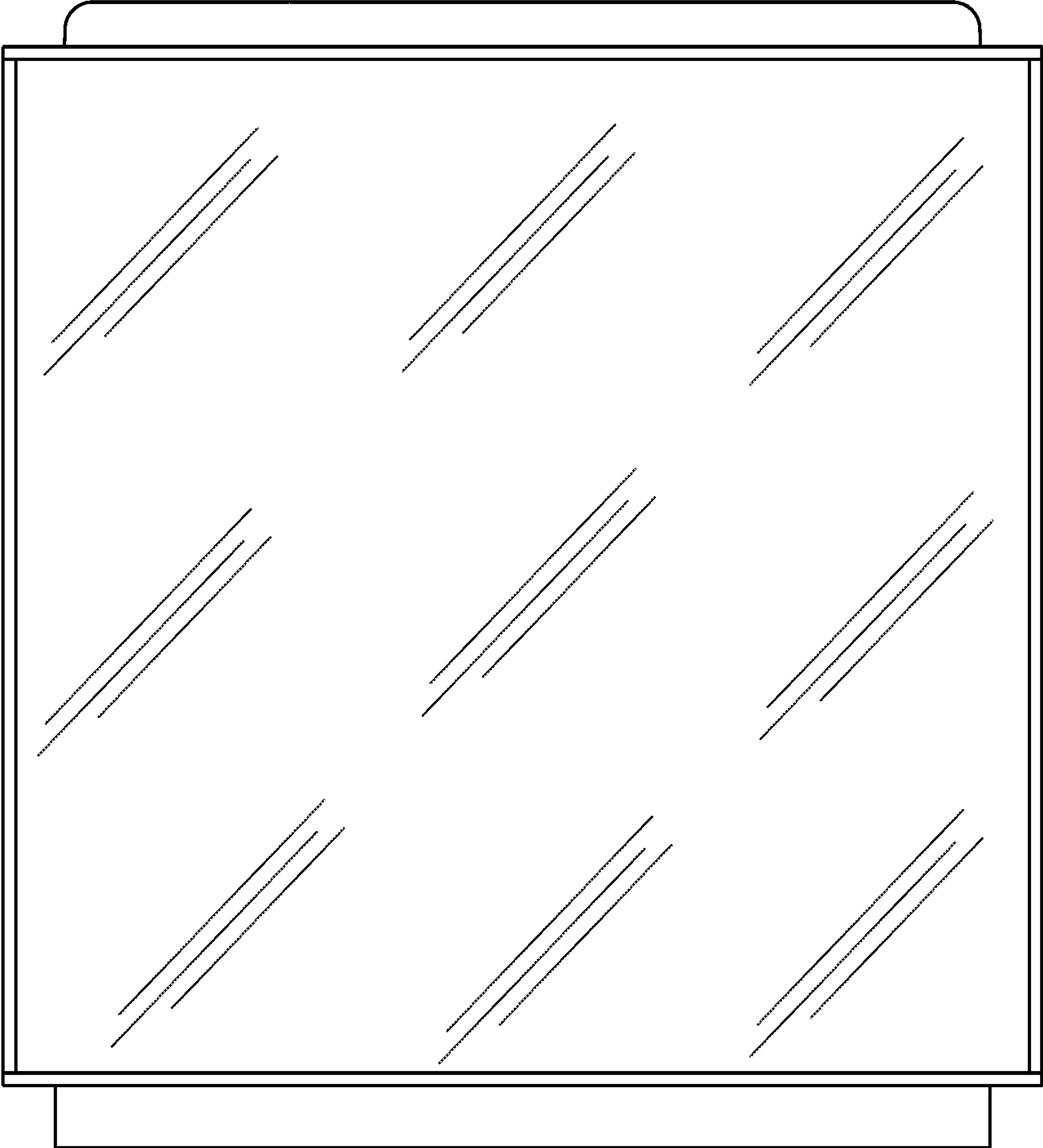


Fig. 3



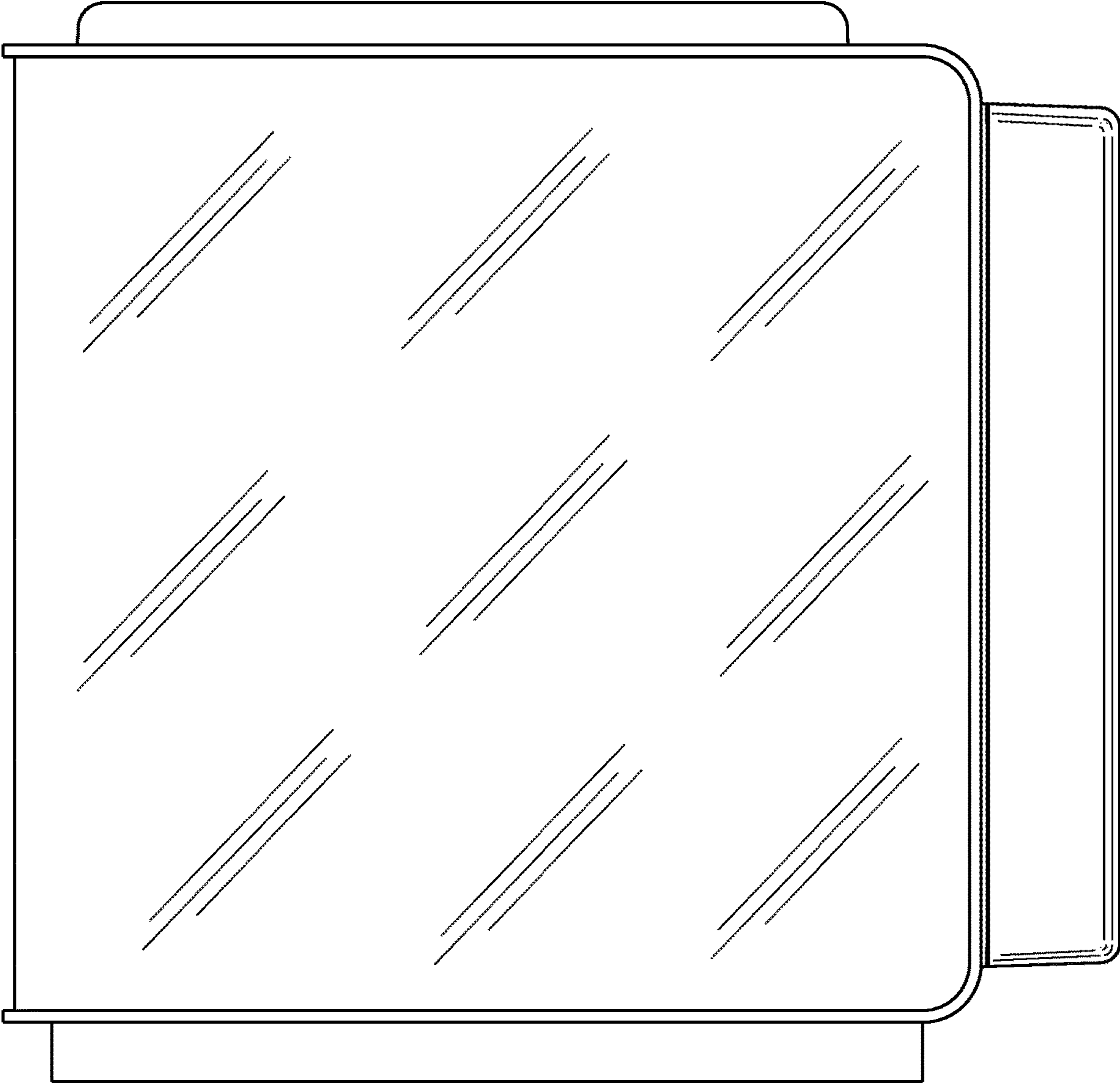


Fig. 4




Fig. 5




Fig. 6




Fig. 7