



US00D985848S

(12) **United States Design Patent** (10) **Patent No.:** **US D985,848 S**
Klaus (45) **Date of Patent:** **** May 9, 2023**

(54) **BACK SCRATCHER**
(71) Applicant: **Dyreka Klaus**, King George, VA (US)
(72) Inventor: **Dyreka Klaus**, King George, VA (US)
(**) Term: **15 Years**

D750,841 S 3/2016 Lewis
D752,767 S * 3/2016 Stock D24/214
D773,682 S * 12/2016 Faussett A61H 15/0092
D24/214
D830,568 S 10/2018 Black
D832,517 S * 10/2018 Gomes D28/57
10,542,851 B2 1/2020 Crooks
(Continued)

(21) Appl. No.: **29/766,236**
(22) Filed: **Jan. 14, 2021**
(51) **LOC (14) Cl.** **28-03**
(52) **U.S. Cl.**
USPC **D28/91.2**
(58) **Field of Classification Search**
USPC D28/4, 7, 9, 55, 56, 57, 58, 59, 60, 61,
D28/62, 99, 91.2; D19/108, 115, 191,
D19/200, 201; D8/80, 88, 89, 391;
D24/119, 146, 147, 152, 200, 211, 214
CPC .. A45D 29/16; A46B 5/02; A46B 9/02; A46B
5/0004; A46B 5/0016; A47B 41/04; A61F
11/006; B26B 21/32; A61H 15/00; A61H
7/00
See application file for complete search history.

FOREIGN PATENT DOCUMENTS

CA 165571 * 6/2016

OTHER PUBLICATIONS

Tiger Tail 22in Massage . . . [online]; [review published to the internet on May 15, 2018]; [retrieved from the internet on Jan. 12, 2023]; URL: <https://www.amazon.com/dp/B000FCGDAE/ref> (12 pages). (Year: 2018).*

(Continued)

Primary Examiner — Jasmine Mlinarcik
Assistant Examiner — Victoria A. Rielly
(74) *Attorney, Agent, or Firm* — Cramer Patent & Design, PLLC; Aaron R. Cramer

(56) **References Cited**

U.S. PATENT DOCUMENTS

D223,614 S * 5/1972 Koolbergen D21/679
D256,841 S 9/1980 Corbett et al.
D311,605 S * 10/1990 Clayton D28/91.2
D330,094 S * 10/1992 Chmura, Jr. D28/91.2
D346,866 S * 5/1994 Lotuaco D24/211
D398,400 S * 9/1998 Havelind D24/211
6,110,132 A 8/2000 Kurpieski
D500,410 S * 1/2005 Dragan D28/7
7,011,639 B1 3/2006 Viglietti
D610,311 S * 2/2010 Campbell D28/91.2
D621,543 S * 8/2010 Zhou D24/133
D648,033 S * 11/2011 Lyu D24/214
D667,165 S * 9/2012 Strube D28/7
D667,714 S * 9/2012 Ortiz D8/89
D693,965 S 11/2013 Elliott
8,631,523 B1 1/2014 Schneider et al.

(57) **CLAIM**

The ornamental design for a back scratcher, as shown and described.

DESCRIPTION

FIG. 1 is a perspective top front right view of a back scratcher, showing my new design;
FIG. 2 is a perspective top rear left view thereof;
FIG. 3 is a front elevation view thereof;
FIG. 4 is a rear elevation view thereof;
FIG. 5 is a right elevation view thereof;
FIG. 6 is a left elevation view thereof;
FIG. 7 is a top plan view thereof; and,
FIG. 8 is a bottom plan view thereof.

1 Claim, 2 Drawing Sheets



(56)

References Cited

U.S. PATENT DOCUMENTS

D888,242 S * 6/2020 Bajwa D24/154
D890,435 S 7/2020 Livingston
D942,694 S * 2/2022 Yang D28/91.2
D949,373 S * 4/2022 Madvin D24/214
D960,452 S * 8/2022 Zhu D28/57
2008/0078085 A1* 4/2008 Wittke-Kothe A45D 29/16
30/26
2009/0088672 A1 4/2009 Vaughan et al.
2011/0166481 A1 7/2011 Rhoad et al.
2015/0003890 A1 1/2015 Protopapas
2018/0310687 A1* 11/2018 Gomes A45D 29/04

OTHER PUBLICATIONS

Professional Dental Tarter Scraper . . . [online]; [review published to the internet on Oct. 14, 2019]; [retrieved from the internet on Jan. 12, 2023]; URL: <https://www.amazon.com/Professional-Dental-Tarter-Scraper-Tool/dp/B07QZDSWXV/ref/>(7 pages). (Year: 2019).*

* cited by examiner




FIG. 1

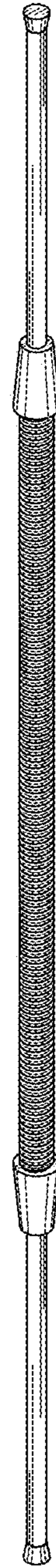


FIG. 2




FIG. 3



FIG. 4



FIG. 5



FIG. 6



FIG. 7



FIG. 8