



US00D985842S

(12) **United States Design Patent**
Shu

(10) **Patent No.:** **US D985,842 S**

(45) **Date of Patent:** **** May 9, 2023**

- (54) **CROWN**
- (71) Applicant: **Wuhan Lewei E-commerce Co., Ltd.,**
Wuhan (CN)
- (72) Inventor: **Zixing Shu, Xiaogan (CN)**
- (73) Assignee: **Wuhan Lewei E-commerce Co., Ltd.,**
Wuhan (CN)
- (**) Term: **15 Years**

- D892,674 S * 8/2020 Bujayer D2/875
- D894,488 S 8/2020 Pan
- D946,158 S * 3/2022 Zhang D24/195
- D949,521 S * 4/2022 Shu D2/875
- D968,702 S 11/2022 Zeng et al.
- D979,440 S * 2/2023 Riviere D28/41

* cited by examiner

Primary Examiner — Zenia I Bennett

(74) *Attorney, Agent, or Firm* — ScienBiziP, P.C.

- (21) Appl. No.: **29/885,465**
- (22) Filed: **Feb. 24, 2023**
- (51) **LOC (14) Cl.** **28-03**
- (52) **U.S. Cl.**
USPC **D28/41; D11/1; D2/875**
- (58) **Field of Classification Search**
USPC D28/41, 43; D2/875, 894; D11/1
CPC A45D 8/00; A45D 8/34; A45D 8/36
See application file for complete search history.

(57) **CLAIM**

The ornamental design for a crown, as shown and described.

DESCRIPTION

- FIG. 1 a front, right and top perspective view of a crown showing my design.
- FIG. 2 is a rear, left and bottom perspective view of a crown showing my design.
- FIG. 3 is a front elevation view thereof.
- FIG. 4 is a rear elevation view thereof.
- FIG. 5 is a left-side elevation view thereof.
- FIG. 6 is a right-side elevation view thereof.
- FIG. 7 is a top plan view thereof; and,
- FIG. 8 is a bottom plan view thereof.

(56) **References Cited**

U.S. PATENT DOCUMENTS

- 5,926,848 A * 7/1999 Bartholomae A45D 8/36
132/273
- D821,065 S 6/2018 Mkwezalamba

1 Claim, 8 Drawing Sheets






FIG. 1




FIG. 2




FIG. 3




FIG. 4




FIG. 5




FIG. 6



FIG. 7



FIG. 8