



US00D985833S

(12) **United States Design Patent** (10) **Patent No.:** **US D985,833 S**
Li (45) **Date of Patent:** **** May 9, 2023**

(54) **ELECTRONIC CIGARETTE**

(71) Applicant: **SHENZHEN SMOORE TECHNOLOGY LIMITED**, Guangdong (CN)
(72) Inventor: **Kui Li**, Guangdong (CN)
(73) Assignee: **SHENZHEN SMOORE TECHNOLOGY LIMITED**, Shenzhen (CN)
(**) Term: **15 Years**

(21) Appl. No.: **29/800,651**

(22) Filed: **Jul. 22, 2021**

Related U.S. Application Data

(63) Continuation of application No. 29/718,288, filed on Dec. 23, 2019, now Pat. No. Des. 929,034.

(30) **Foreign Application Priority Data**

Jul. 31, 2019 (CN) 201930411505.0

(51) **LOC (14) Cl.** **27-07**

(52) **U.S. Cl.**
USPC **D27/162**

(58) **Field of Classification Search**
USPC D27/100, 101, 162, 163, 164, 165, 166, D27/167, 168, 169, 170, 171, 172, 173,
(Continued)

(56) **References Cited**

U.S. PATENT DOCUMENTS

D779,719 S * 2/2017 Qiu D27/101
D799,110 S * 10/2017 Qiu D27/101
(Continued)

FOREIGN PATENT DOCUMENTS

CA 170562 * 1/2018
CN 201930226897.3 * 9/2019
(Continued)

OTHER PUBLICATIONS

Myblue Review. By Vaping360 Team. Dated Jul. 23, 2019. Found online [Jan. 21, 2021]. <https://vaping360.com/reviews/myblue-review/> (Year: 2019).*

Primary Examiner — Mark A Goodwin
Assistant Examiner — William B Melliar
(74) *Attorney, Agent, or Firm* — Ladas & Parry LLP

(57) **CLAIM**

The ornamental design for an electronic cigarette, as shown and described.

DESCRIPTION

FIG. 1 is a front elevational view of an electronic cigarette showing my new design with a component removed for clarity of disclosure;
FIG. 2 is a rear elevational view thereof;
FIG. 3 is a left side elevational view thereof;
FIG. 4 is a right side elevational view thereof;
FIG. 5 is a top plan view thereof;
FIG. 6 is a bottom plan view thereof;
FIG. 7 is a front, right, and top perspective view thereof;
FIG. 8 is a rear, left, and bottom perspective view thereof.
FIG. 9 is a front elevational view of the electronic cigarette shown with a second component removed for clarity of disclosure;
FIG. 10 is a rear elevational view thereof;
FIG. 11 is a left side elevational view thereof;
FIG. 12 is a right side elevational view thereof;
FIG. 13 is a top plan view thereof;
FIG. 14 is a bottom plan view thereof;
FIG. 15 is a front, right, and top perspective view thereof;
FIG. 16 is a rear, left, and bottom perspective view thereof.
FIG. 17 is a front elevational view of the electronic cigarette shown in an assembled configuration of use where the two components shown in FIGS. 1 and 9 are combined;
FIG. 18 is a rear elevational view thereof;
FIG. 19 is a left side elevational view thereof;
FIG. 20 is a right side elevational view thereof;
FIG. 21 is a top plan view thereof;
FIG. 22 is a bottom plan view thereof;
(Continued)

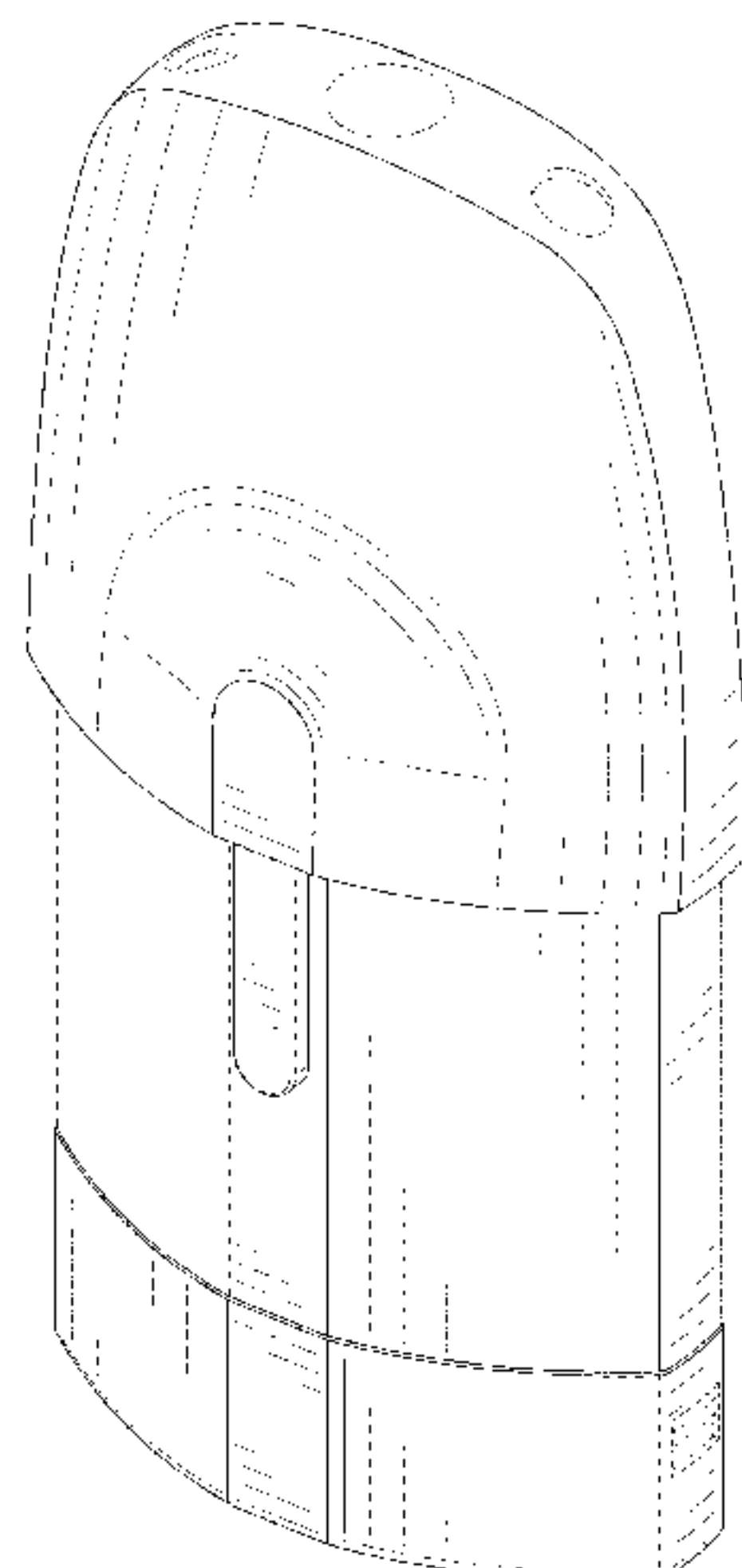


FIG. 23 is a front, right, and top perspective view thereof; and, FIG. 24 is a rear, left, and bottom perspective view thereof. The broken (dashed) lines show portions of the electronic cigarette-that form no part of the claimed design.

1 Claim, 24 Drawing Sheets

(58) **Field of Classification Search**

USPC D27/174, 175, 176, 177, 178, 179, 180, D27/181, 182, 183, 184, 185, 186, 187, D27/188, 189, 190, 191, 192, 193; D24/110, 110.4, 110.5, 110.6, 113; D28/91.1; D23/360, 362
 CPC A24F 47/008; A24F 40/10; A24F 40/40; A24F 40/46; A24F 40/42; A24F 40/44; A24F 40/50; A24F 40/90; A24F 47/00; A24F 40/60; A24F 40/70; A24F 40/48; A24F 40/485; A24F 40/53; A24F 40/51; A24F 47/002; A24F 40/57; A24F 40/65; A24F 40/20; A24F 7/00; A24F 40/30; A24F 47/004; A24F 40/05; A24F 15/00; A24F 1/32; A24F 40/00; A24F 40/49; A24F 40/85; A24F 42/60; A24F 7/02; A24F 7/04; A24F 9/16; A24F 13/06; A24F 13/04; A24F 40/465; A24F 40/95; A24F 13/00; A24F 13/14; A24F 15/01; A24F 15/015; A24F 15/12; A24F 15/14; A24F 15/18; A24F 1/02; A24F 2700/03; A24F 42/00; A24F 42/20; A24F 1/00; A61M 11/042; A61M 15/06; A61M 2205/8206; A61M 2205/3653; A61M 11/005; A61M 2016/0024; A61M 2016/0027; A61M 2205/587; A61M 11/044; A61M 15/0085; A61M 16/0003; A61M 2205/0211; A61M 2205/3368; A61M 2205/8256; A61M 11/003; A61M 15/002; A61M 2016/0021; A61M 11/001; A61M 11/04; A61M 15/0021; A61M 15/0025; A61M 15/008; A61M 2016/0018; A61M 2016/0033; A61M

2016/0039; A61M 2021/0016; A61M 21/00; A61M 2205/3331; A61M 2205/3334; A61M 2205/3379; A61M 2205/52; A61M 2205/58; A61M 2205/583; A61M 2205/6018; A61M 2205/6054; A61M 2205/75; A61M 2205/8268; A61M 2206/11; A61M 2206/20; A61M 2209/02; A61M 2209/045; A61M 11/041; A61M 15/0001; A61M 15/0015; A61M 15/0028; A61M 15/0091; A61M 15/0095; A61M 16/0808; A61M 2205/0238; A61M 2205/0272; A61M 2205/123; A61M 2205/7536; A61M 2205/18; A61M 2205/3317; A61M 2205/3386; A61M 2205/50

See application file for complete search history.

(56)

References Cited

U.S. PATENT DOCUMENTS

D827,195	S	*	8/2018	Chen	D27/101
D837,446	S	*	1/2019	Durand	D27/101
D853,632	S	*	7/2019	Qiu	D27/101
D861,973	S	*	10/2019	Qiu	D27/101
D865,276	S	*	10/2019	Pino	D27/162
D866,852	S	*	11/2019	Cividi	D27/101
D869,085	S	*	12/2019	Campbell	D27/162
D870,372	S	*	12/2019	Zhu	D27/167
D875,306	S	*	2/2020	Pan	D27/167
D881,460	S	*	4/2020	Han	D27/162
D887,630	S	*	6/2020	Lai	D27/162
D889,736	S	*	7/2020	Han	D27/162
D902,473	S	*	11/2020	Li	D27/101
D902,480	S	*	11/2020	Chen	D27/194
D904,680	S	*	12/2020	Pan	D27/162
D923,240	S	*	6/2021	Wang	D27/162
D929,034	S	*	8/2021	Li	D27/162
D932,094	S	*	9/2021	Laidlaw	D27/162

FOREIGN PATENT DOCUMENTS

CN	201930411505.0	*	3/2020
CN	201930486939.7	*	4/2020
CN	202030356681.1	*	11/2020
KR	3020190011886	*	4/2020

* cited by examiner




FIG. 1




FIG. 2

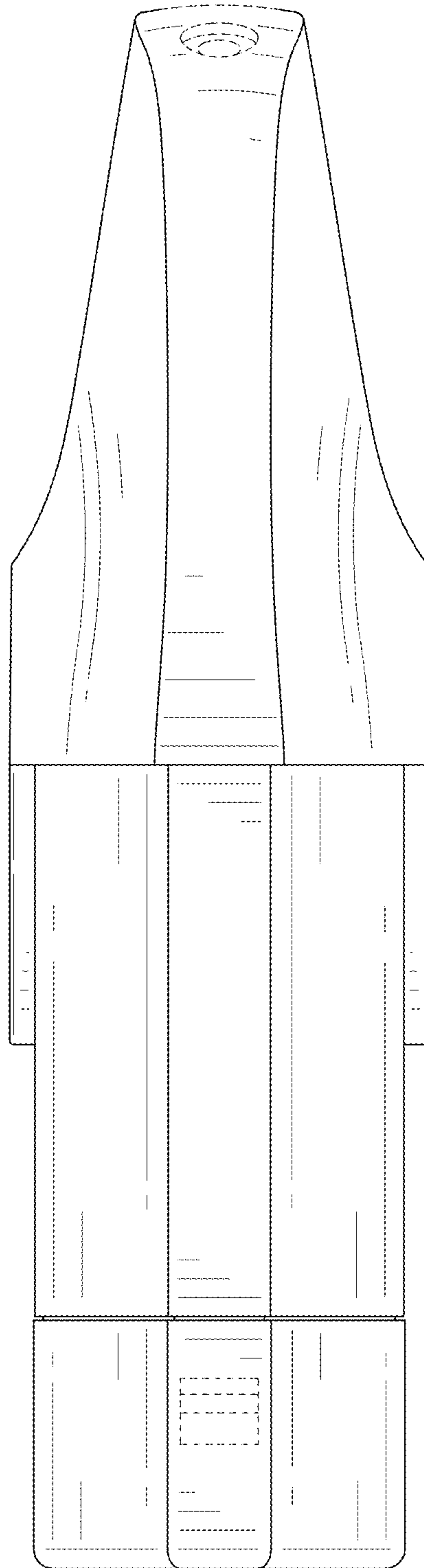


FIG. 3

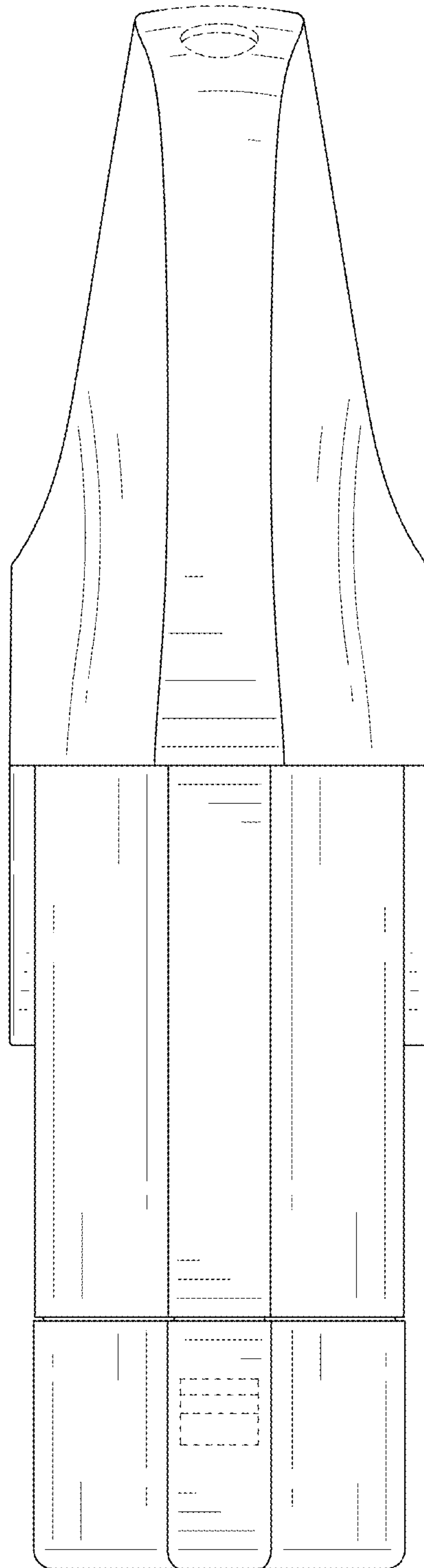


FIG. 4

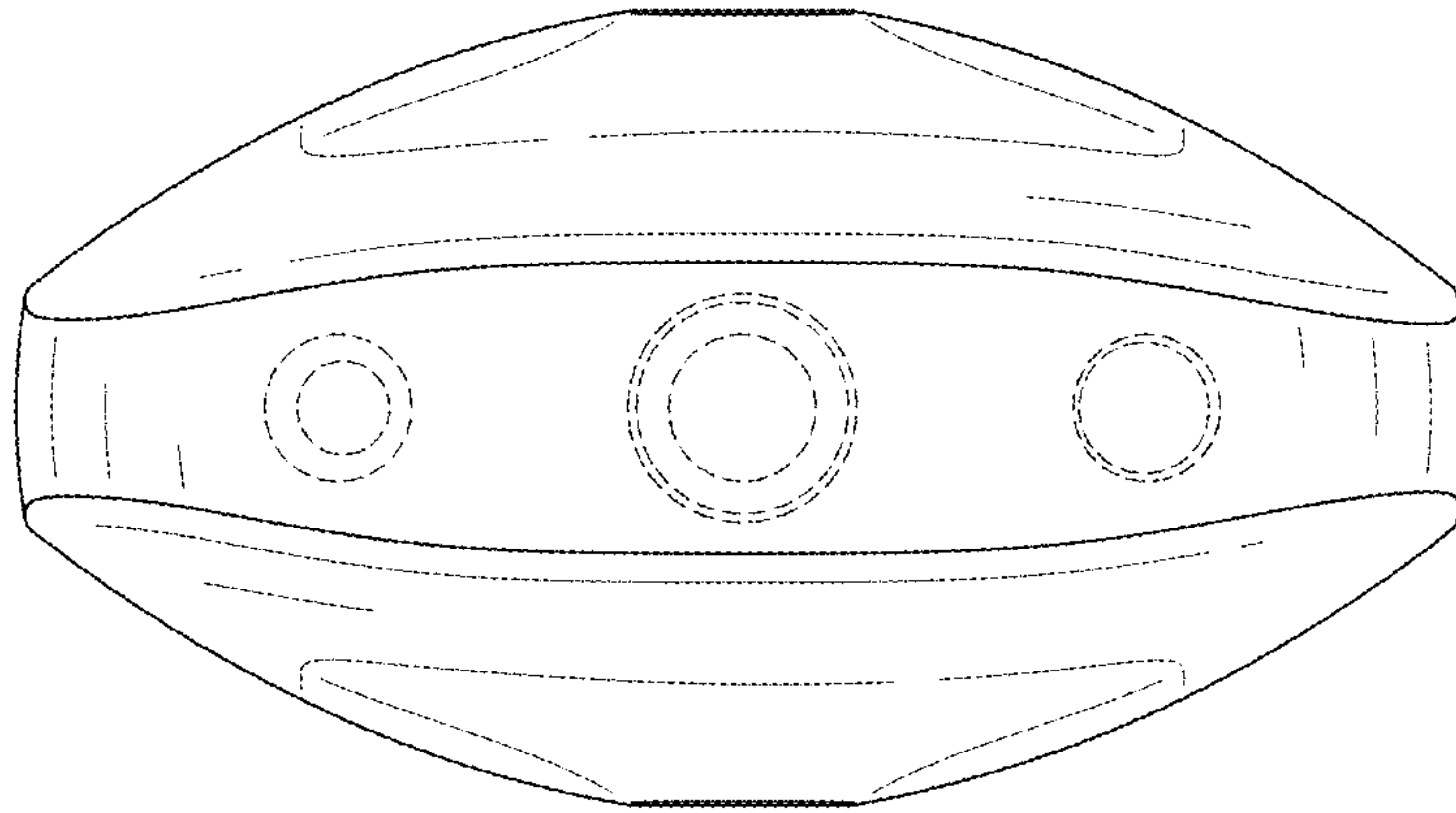


FIG. 5

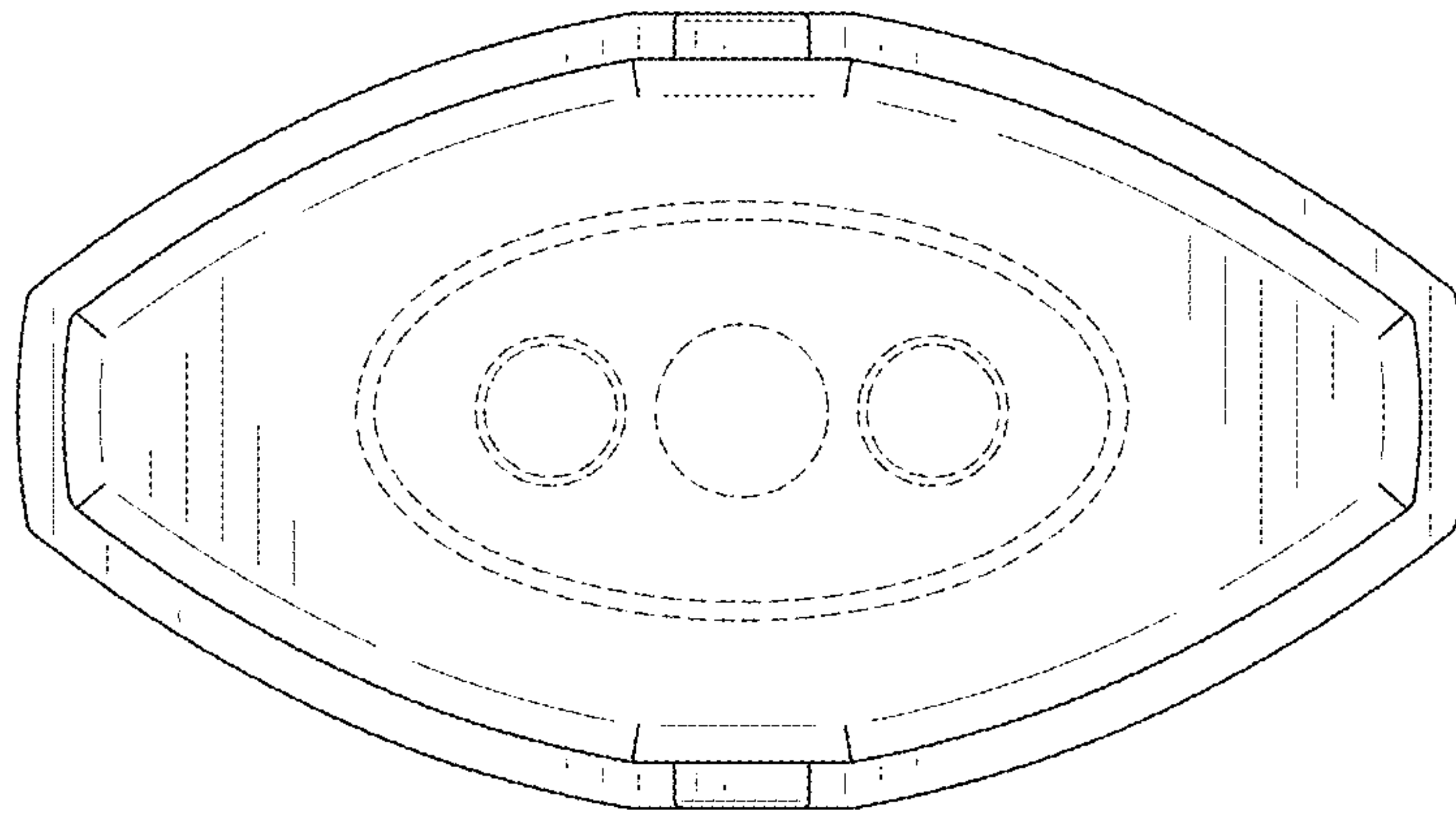


FIG. 6

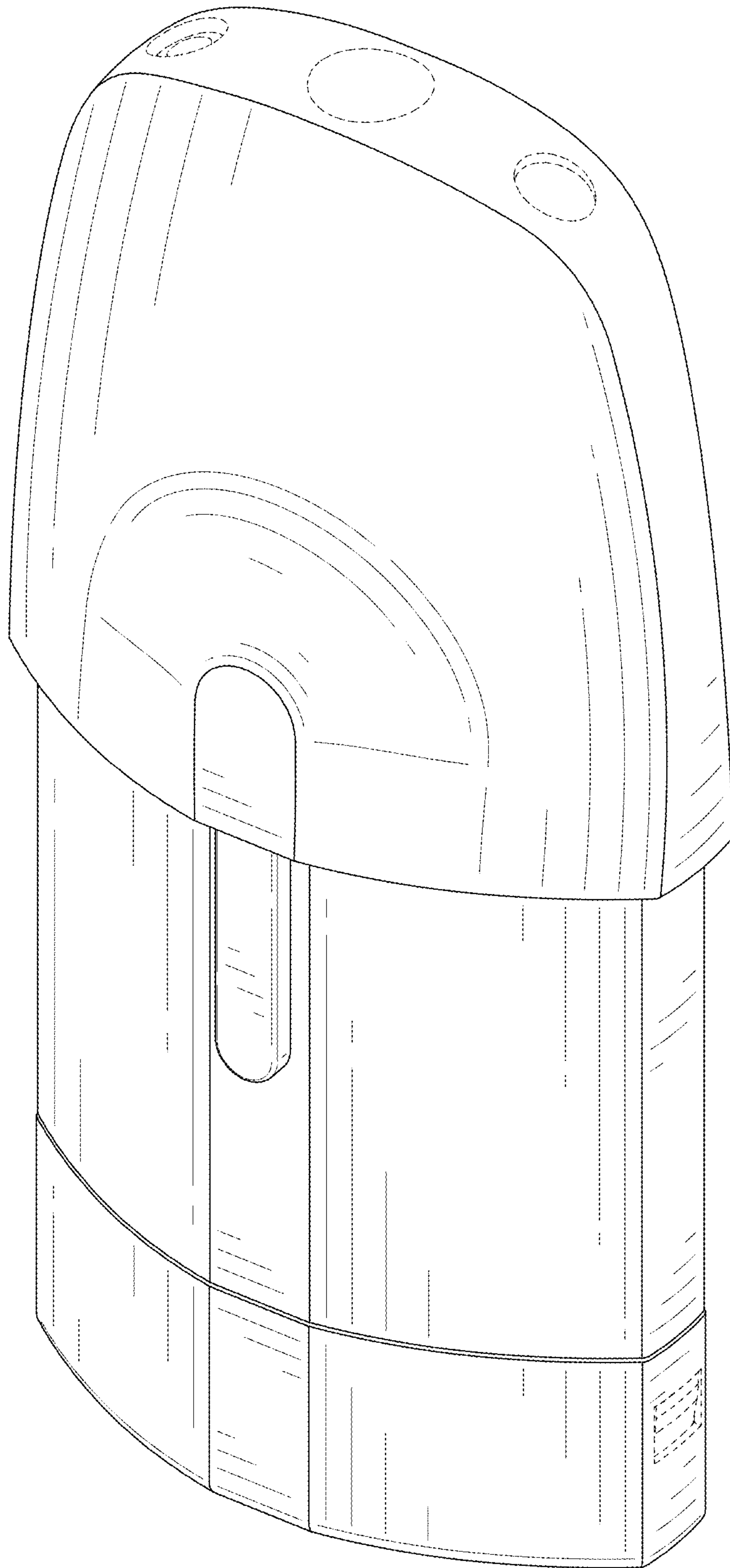


FIG. 7




FIG. 8




FIG. 9




FIG. 10




FIG. 11




FIG. 12

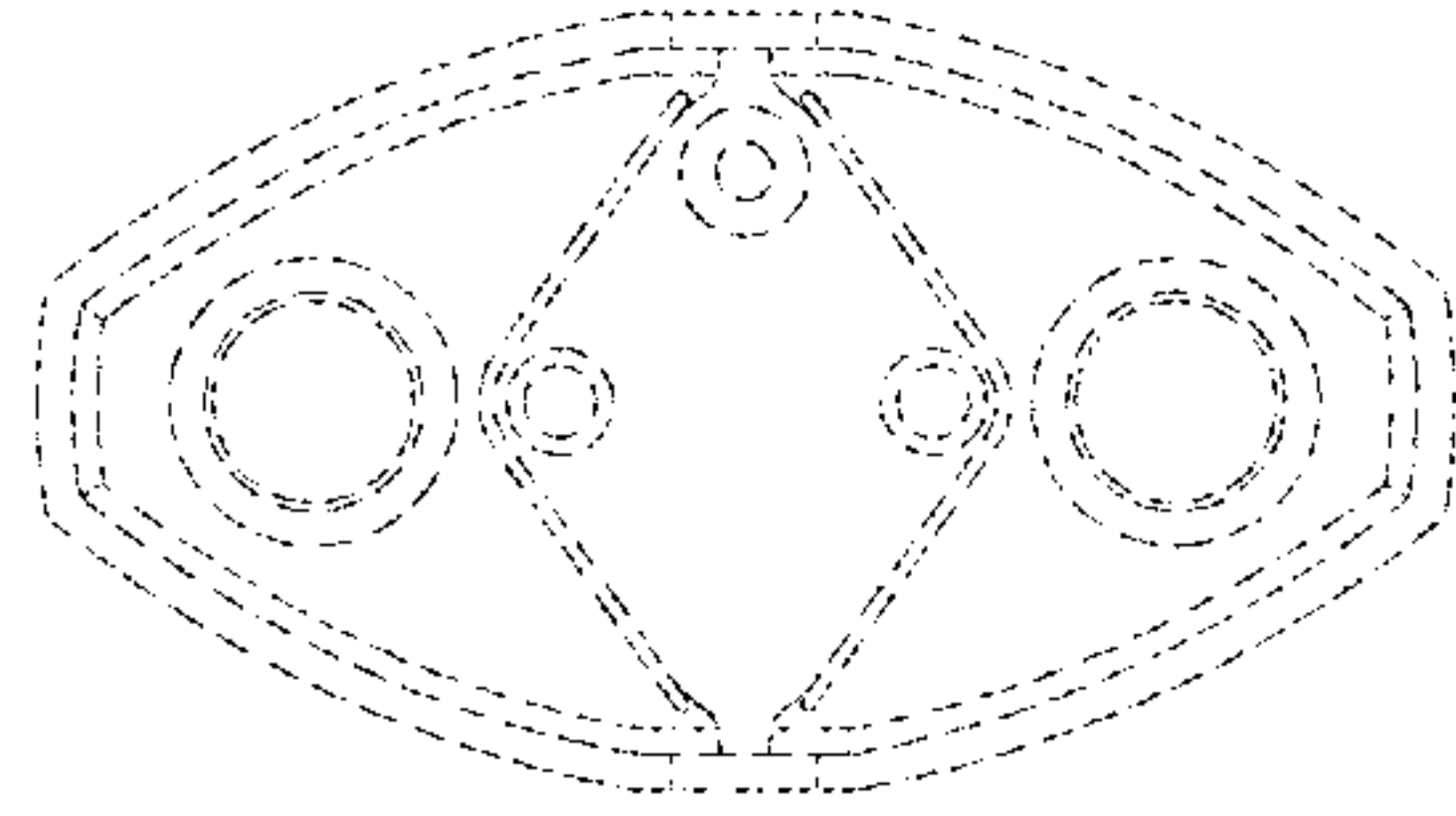


FIG. 13

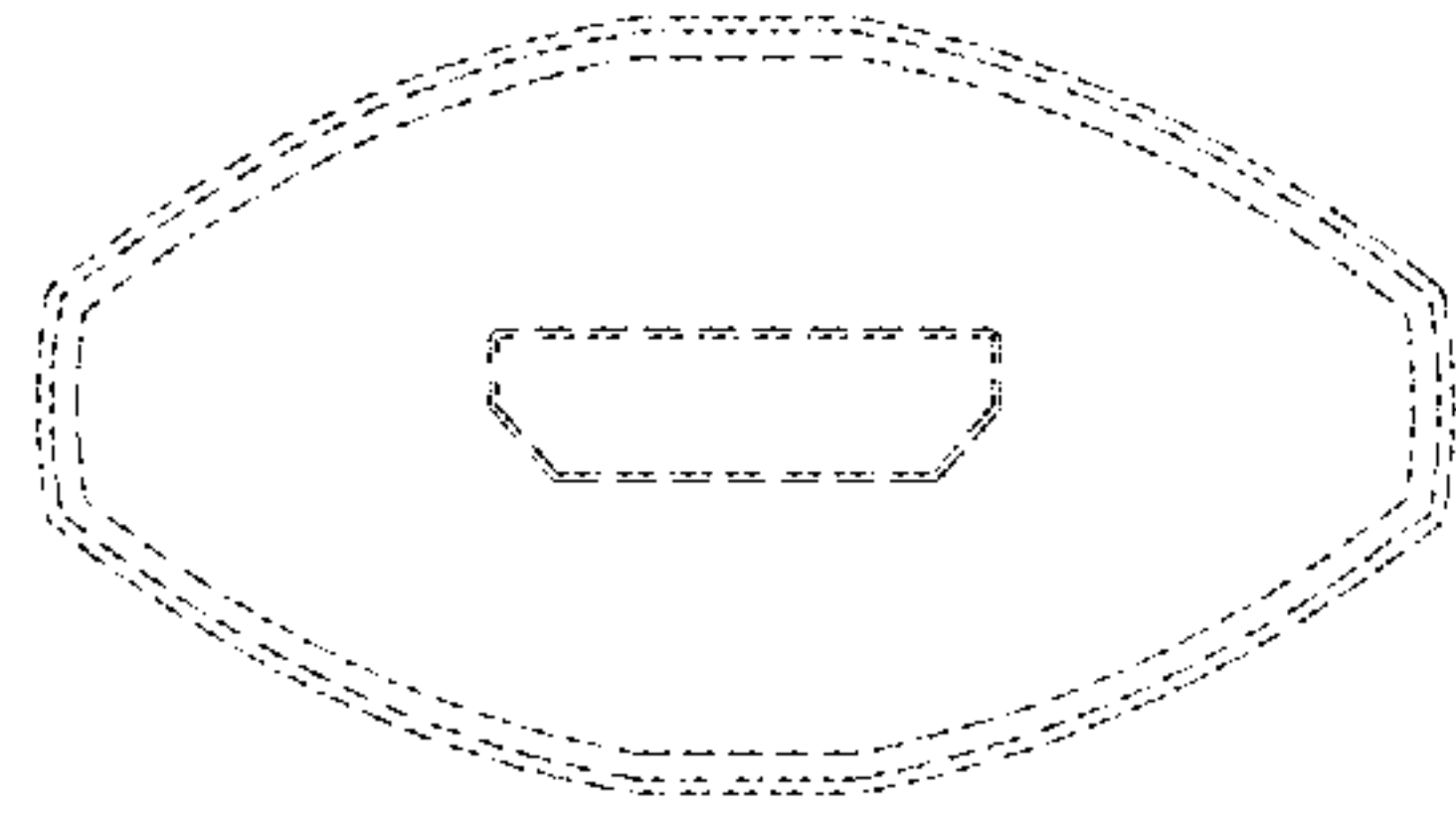


FIG. 14




FIG. 15




FIG. 16




FIG. 17




FIG. 18




FIG. 19




FIG. 20

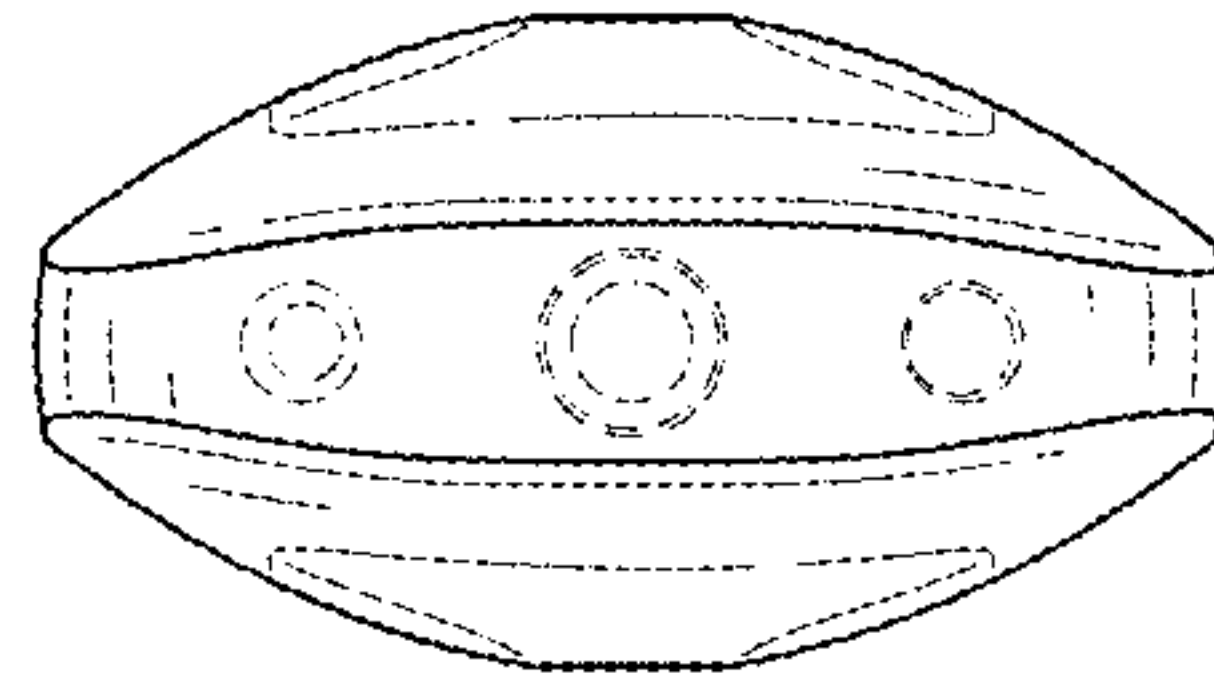


FIG. 21

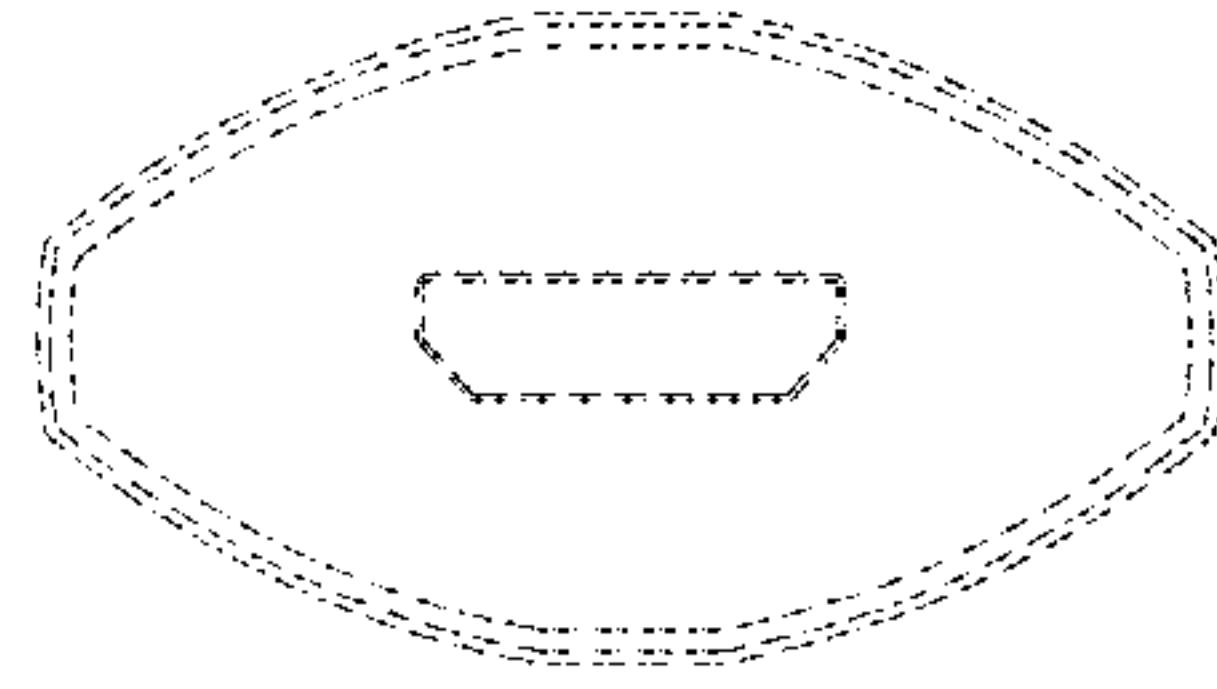


FIG. 22




FIG. 23




FIG. 24