



US00D985832S

(12) **United States Design Patent** (10) **Patent No.:** **US D985,832 S**  
**Liu et al.** (45) **Date of Patent:** **\*\* May 9, 2023**

(54) **ELECTRONIC CIGARETTE CARTRIDGE**

(71) Applicant: **SHENZHEN RELX TECHNOLOGY CO., LTD.**, Shenzhen (CN)  
(72) Inventors: **Aiqing Liu**, Shenzhen (CN); **Chen Chen**, Shenzhen (CN)  
(73) Assignee: **SHENZHEN RELX TECHNOLOGY CO., LTD.**, Shenzhen (CN)

(\*\*) Term: **15 Years**

(21) Appl. No.: **29/767,439**

(22) Filed: **Jan. 22, 2021**

(30) **Foreign Application Priority Data**

Jul. 23, 2020 (CN) ..... 202030405948.1

(51) **LOC (14) Cl.** ..... **27-02**

(52) **U.S. Cl.**  
USPC ..... **D27/162**

(58) **Field of Classification Search**  
USPC ..... D27/162, 100, 101, 163–165, 172, D27/174–176, 183, 185–192, 194; D23/360, 366; D24/110, 110.5; D13/103  
CPC .... A24F 47/008; A24F 47/006; A24F 47/002; A24F 47/004; A61M 15/00; A61M 15/06; A61M 15/0021  
See application file for complete search history.

(56) **References Cited**

**U.S. PATENT DOCUMENTS**

D799,112 S	*	10/2017	Qiu	.....	D27/101
D825,834 S	*	8/2018	Chen	.....	D27/101
D876,004 S	*	2/2020	Wang	.....	D27/101
D881,457 S	*	4/2020	Ouyang	.....	D27/162
D892,397 S	*	8/2020	Li	.....	D27/162
D901,761 S	*	11/2020	Zhu	.....	D27/162
D903,191 S	*	11/2020	Li	.....	D27/101
D912,890 S	*	3/2021	Liu	.....	D27/162
D919,172 S	*	5/2021	Zu	.....	D27/162
D919,880 S	*	5/2021	Chen	.....	D27/162

(Continued)

**OTHER PUBLICATIONS**

Electronic cigarette with removable cartridge By: Dreamstime found on line (Mar. 24, 2022) <https://www.dreamstime.com/electronic-cigarette-ability-to-recharge-included-usb-cord-removable-cartridges-purchased-separately-isolate-image>.\*

*Primary Examiner* — Rebecca Tsehaye

(74) *Attorney, Agent, or Firm* — Juan Carlos A. Marquez; Marquez IP Law Office, PLLC

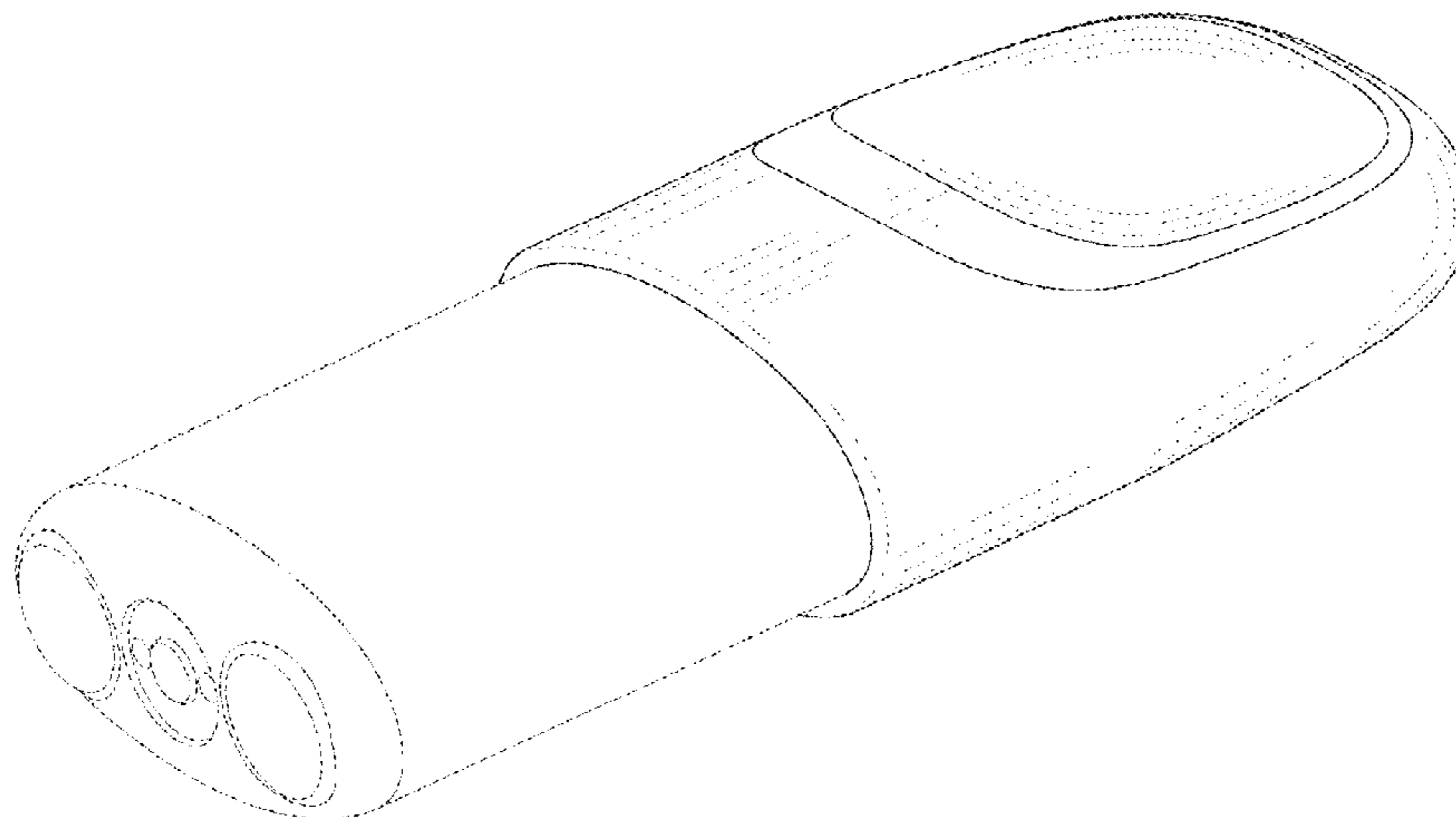
(57) **CLAIM**

The ornamental design for an electronic cigarette cartridge, as shown and described.

**DESCRIPTION**

FIG. 1 is a perspective view of an electronic cigarette cartridge;  
FIG. 2 is a front view thereof;  
FIG. 3 is a rear view thereof;  
FIG. 4 is a left view thereof;  
FIG. 5 is a right view thereof;  
FIG. 6 is a top view thereof;  
FIG. 7 is a bottom view thereof;  
FIG. 8 is a perspective view of the electronic cigarette cartridge of an unclaimed environment cartridge in an environment of use;  
FIG. 9 is a reference front view thereof;  
FIG. 10 is a reference rear view thereof;  
FIG. 11 is a reference left view thereof;  
FIG. 12 is a reference right view thereof;  
FIG. 13 is a reference top view thereof; and  
FIG. 14 is a reference bottom view thereof.  
The broken lines illustrate portions of the electronic cigarette cartridge that form no part of the claimed design. The additional broken lines shown in FIGS. 8-12 illustrating an electronic cigarette body are for environment purpose only and form no part thereof.

**1 Claim, 14 Drawing Sheets**



(56)

**References Cited**

U.S. PATENT DOCUMENTS

D921,281	S	*	6/2021	Moghaddam	.....	D27/162
D921,971	S	*	6/2021	Wang	.....	D27/162
D921,972	S	*	6/2021	Wang	.....	D27/162
D927,056	S	*	8/2021	Zeng	.....	D27/162
D928,399	S	*	8/2021	Chen	.....	D27/162
D929,652	S	*	8/2021	He	.....	D27/162
D930,234	S	*	9/2021	Wang	.....	D27/162
D932,098	S	*	9/2021	Liu	.....	D27/162
D937,476	S	*	11/2021	Zu	.....	D27/162
D937,479	S	*	11/2021	Lai	.....	D27/162
D942,677	S	*	2/2022	Walker	.....	D27/162
D943,162	S	*	2/2022	Chen	.....	D27/162
11,246,346	B2	*	2/2022	Yang	.....	A24F 40/42
D946,820	S	*	3/2022	Xu	.....	D27/162

\* cited by examiner

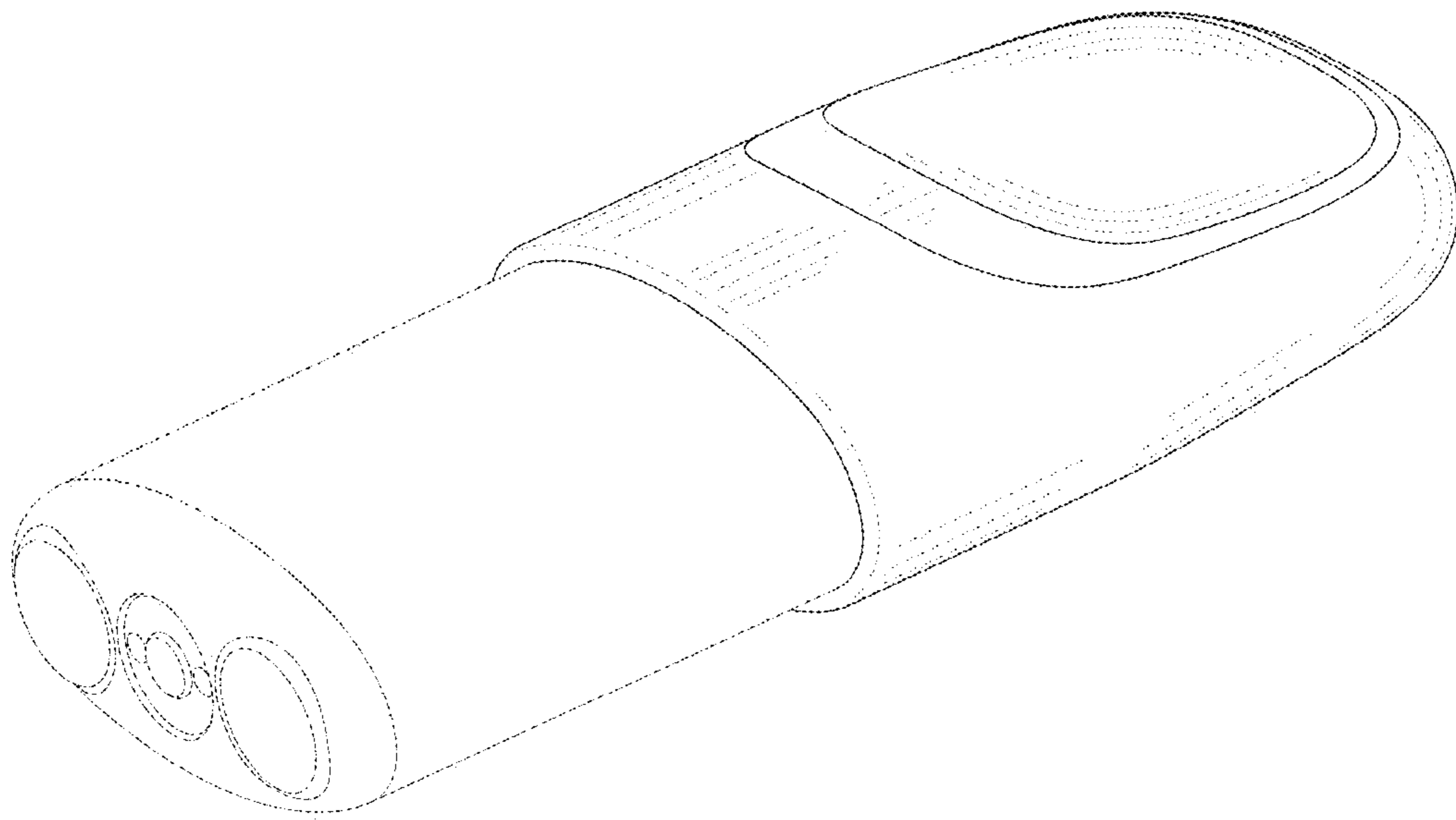


FIG. 1

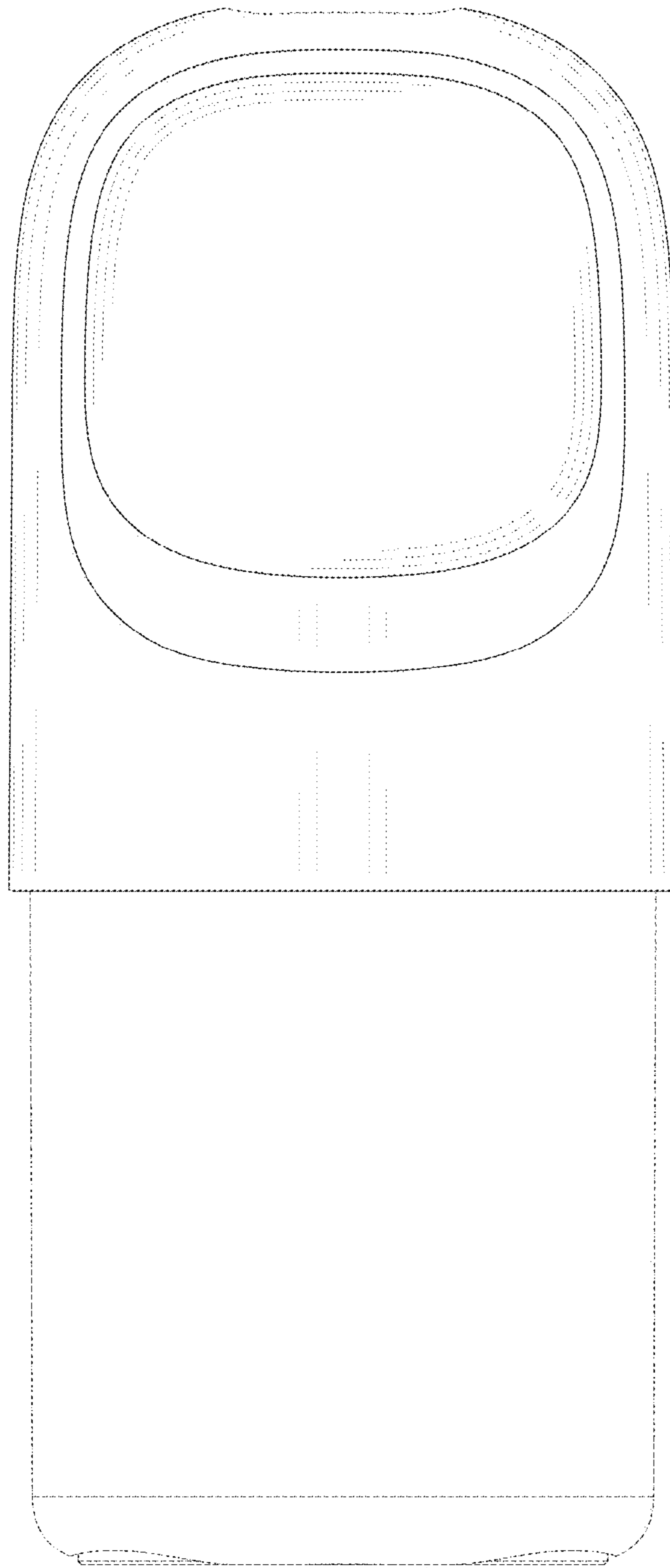


FIG. 2

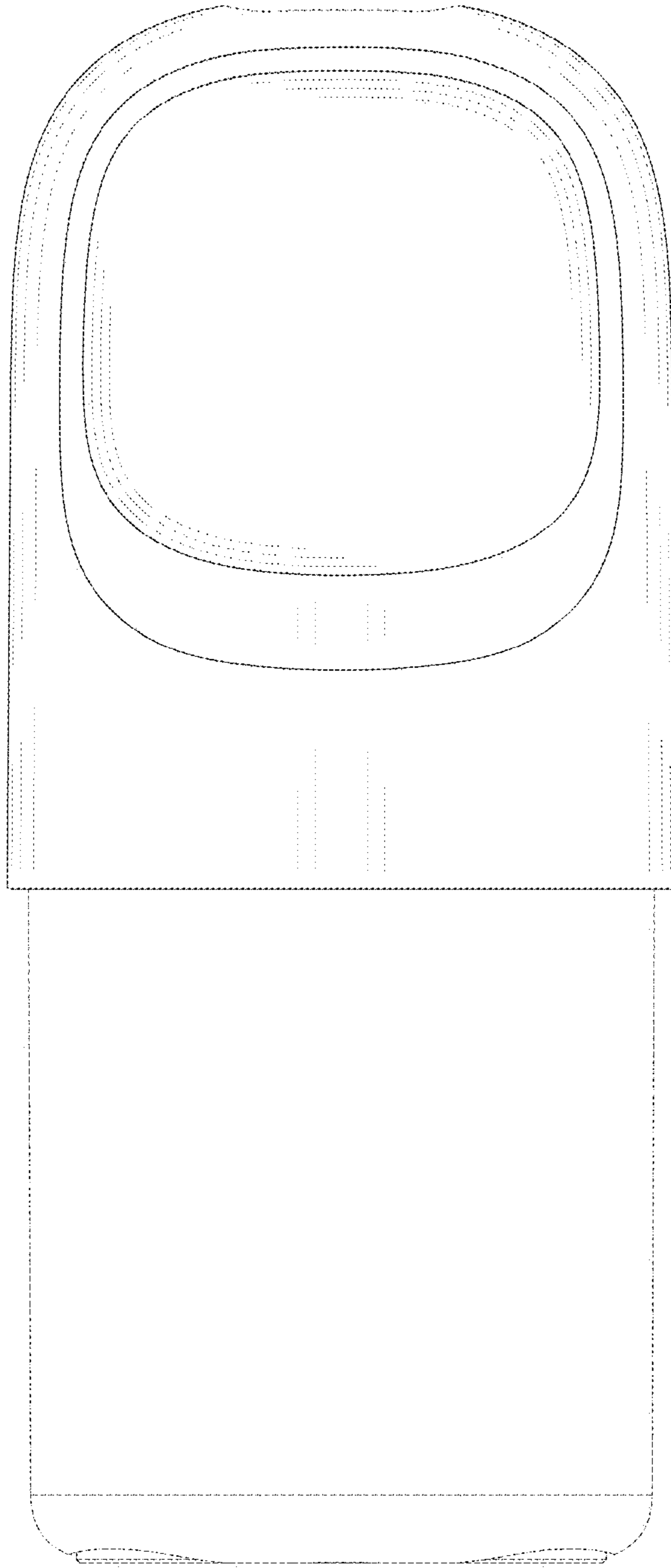


FIG. 3

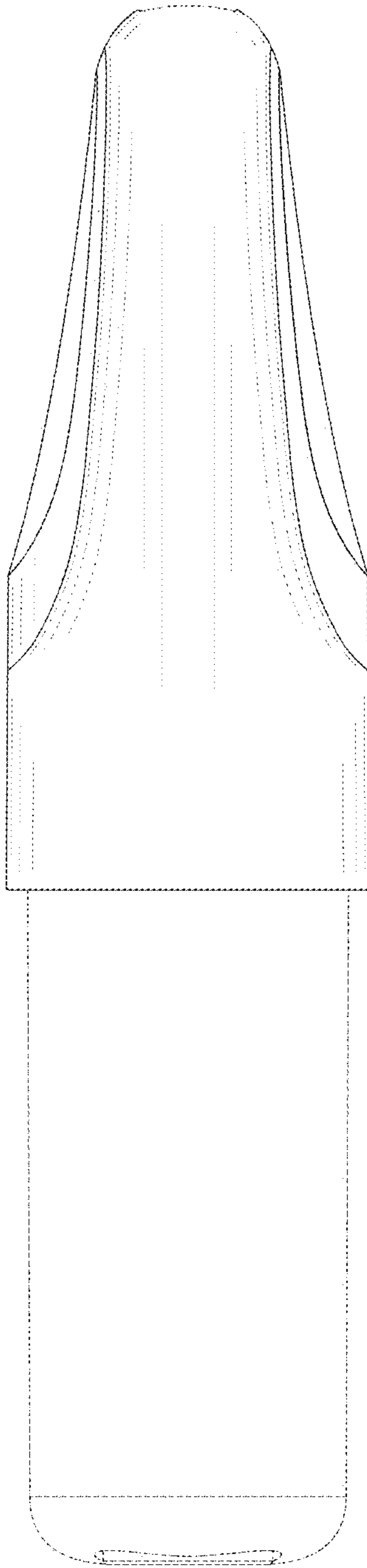


FIG. 4

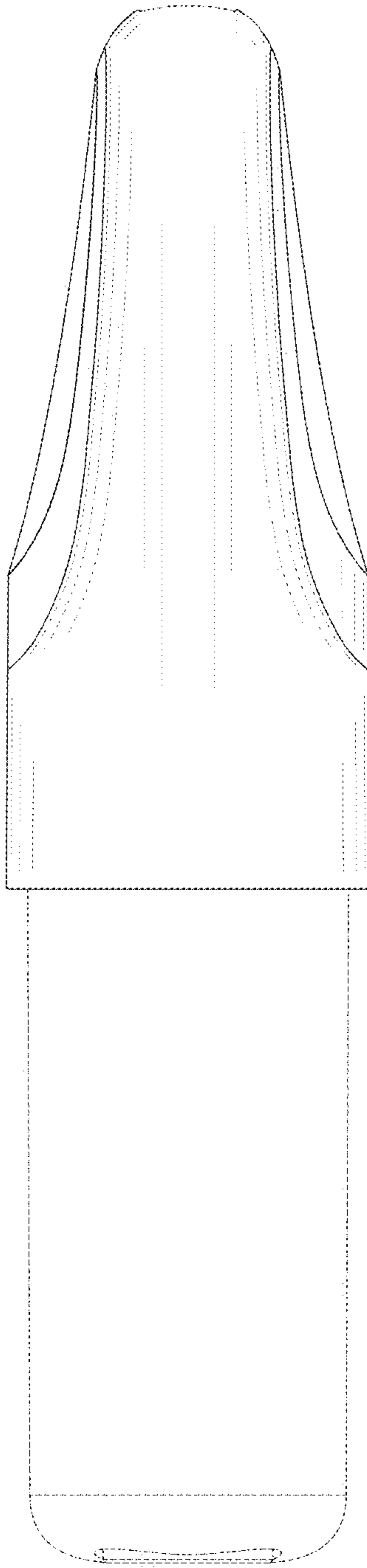


FIG. 5

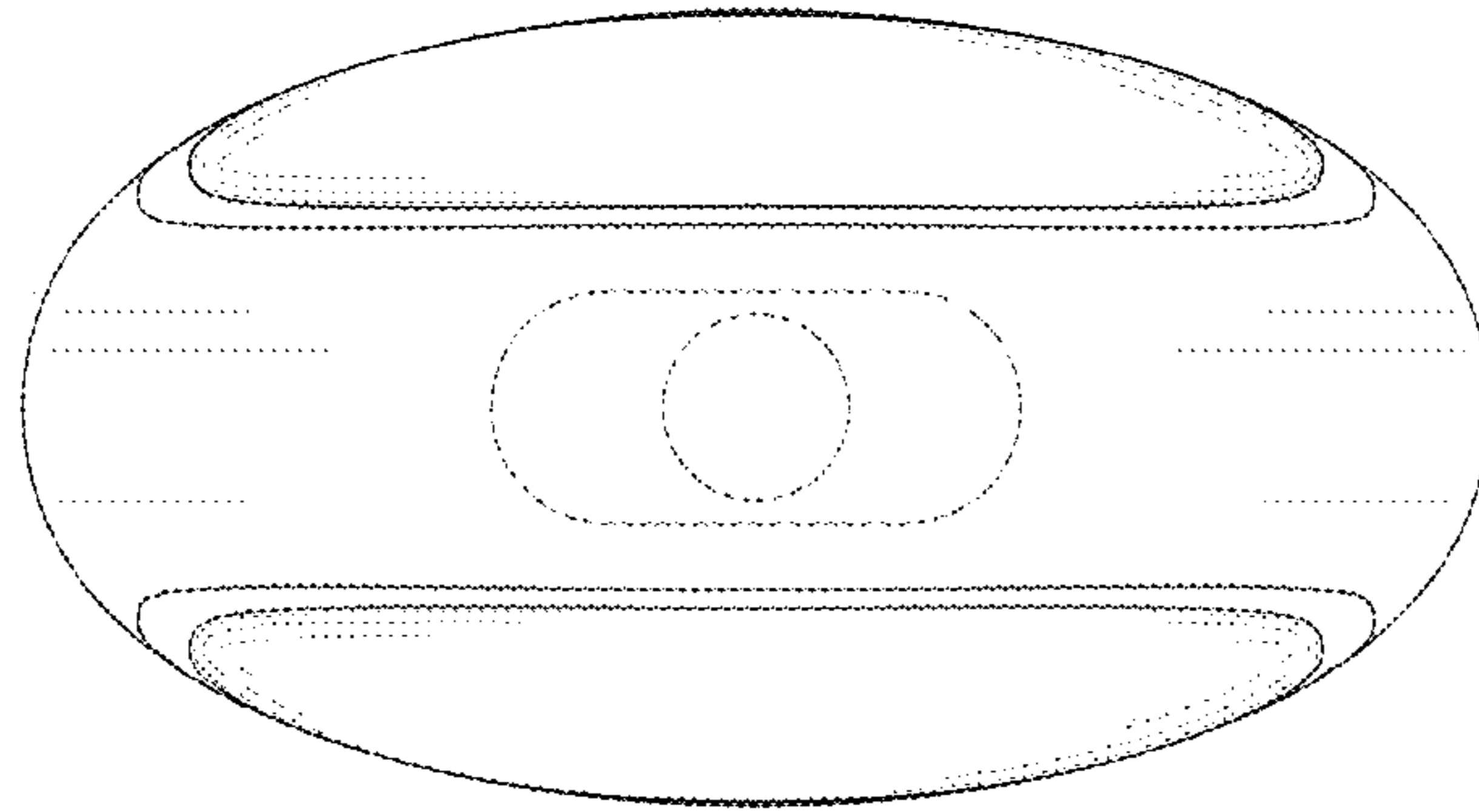


FIG. 6



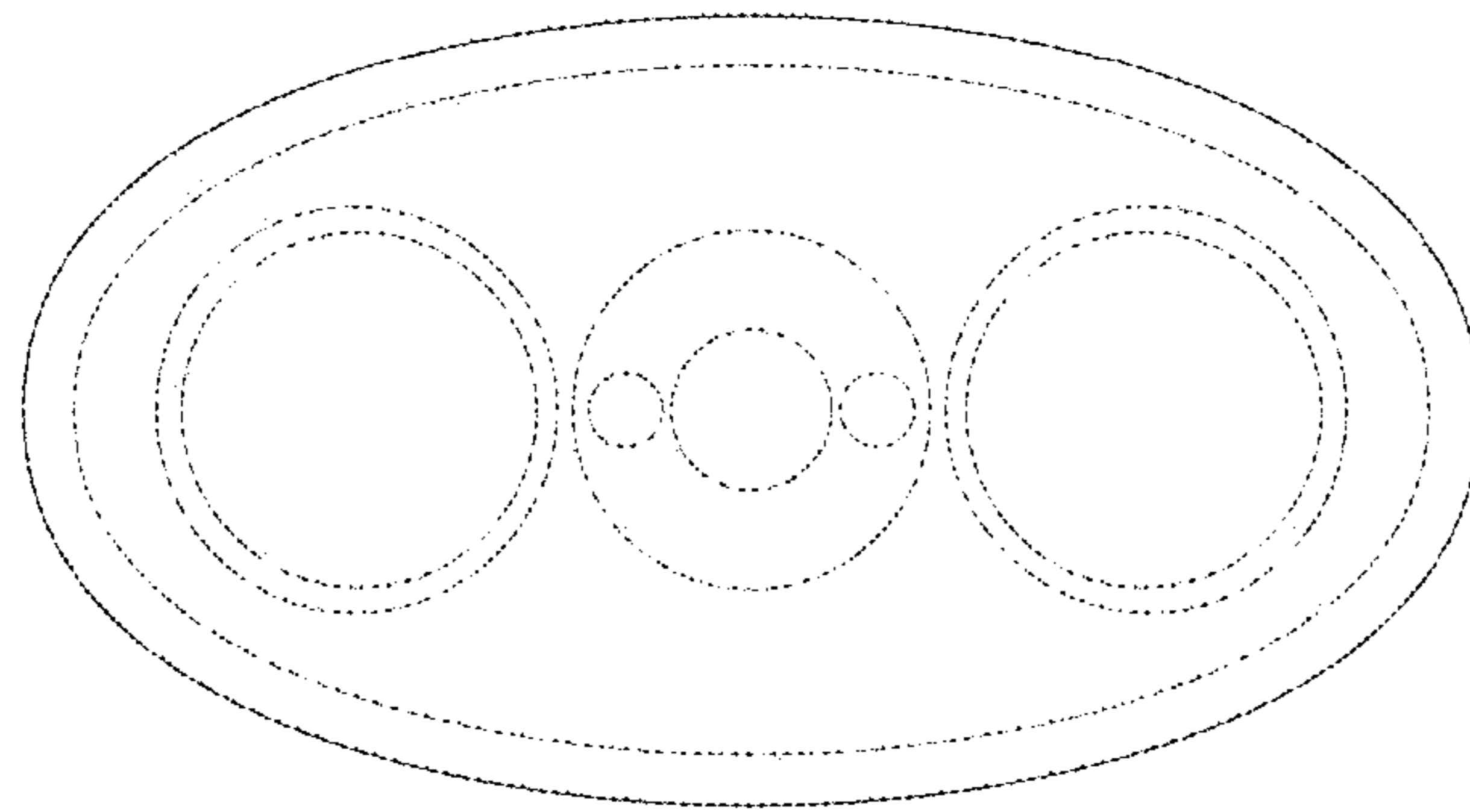


FIG. 7

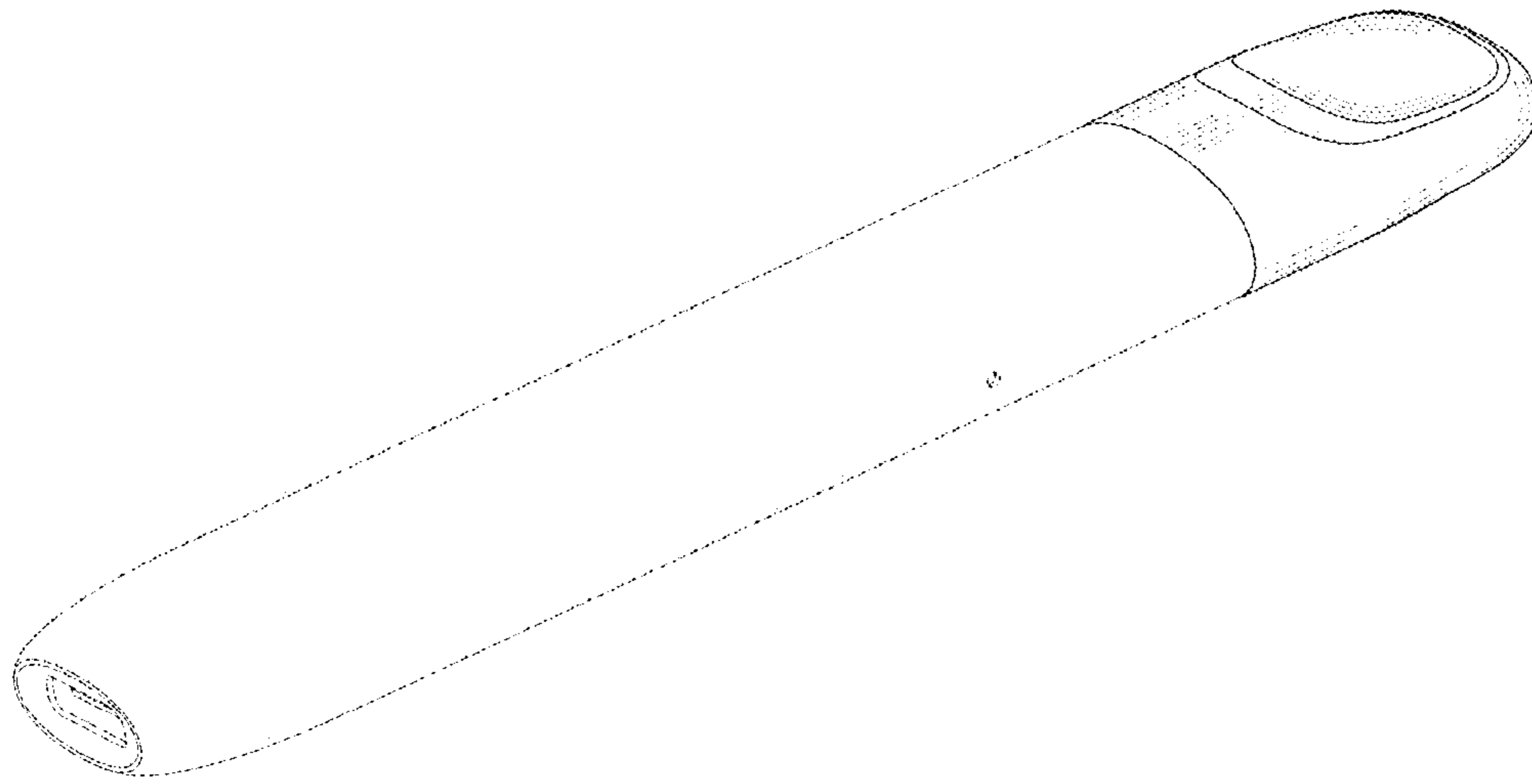


FIG. 8




FIG. 9

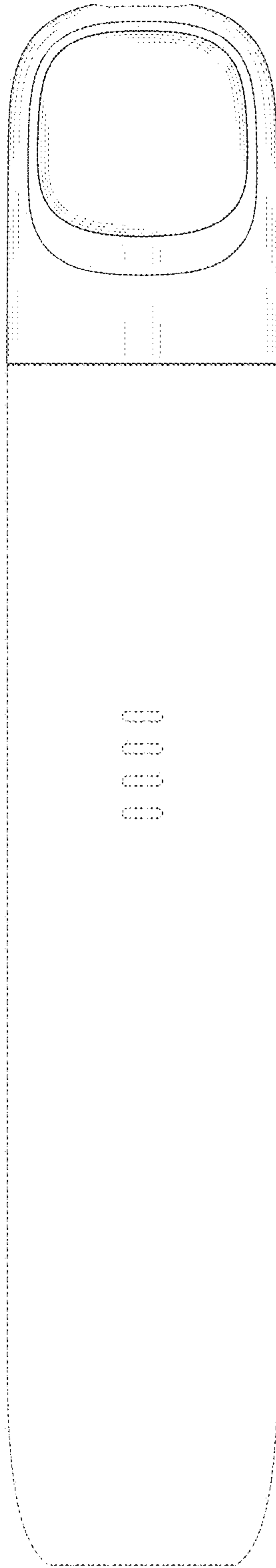


FIG. 10



FIG. 11




FIG. 12

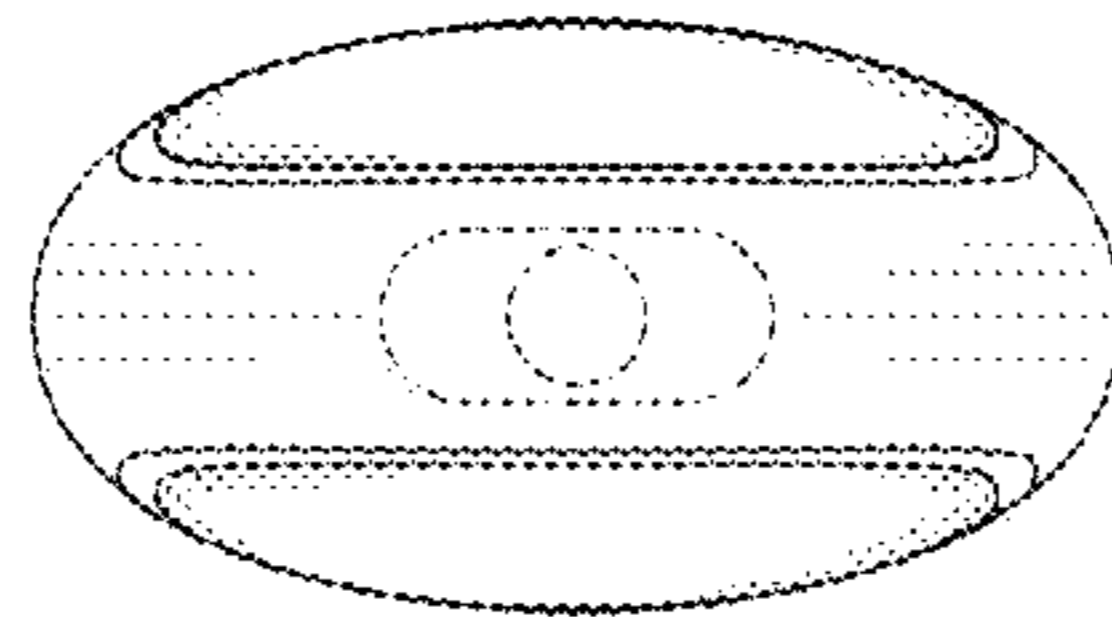


FIG. 13

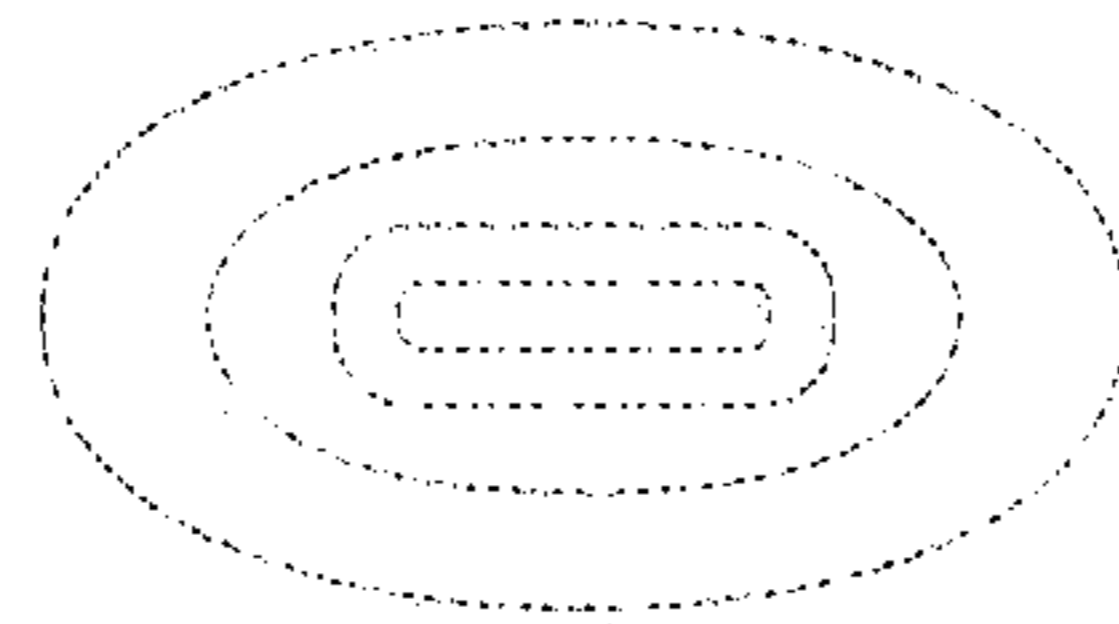


FIG. 14