



US00D985831S

(12) **United States Design Patent**  
**Zhao**

(10) **Patent No.:** **US D985,831 S**

(45) **Date of Patent:** **\*\* May 9, 2023**

(54) **LANTERN BRACKET**

D699,390 S 2/2014 Langer  
D722,191 S \* 2/2015 Sterling ..... D26/143  
D780,977 S \* 3/2017 Clark ..... D26/87

(71) Applicant: **Lei Zhao**, Zhejiang Province (CN)

(72) Inventor: **Lei Zhao**, Zhejiang Province (CN)

(\*\*) Term: **15 Years**

(21) Appl. No.: **29/845,023**

(22) Filed: **Jul. 4, 2022**

(51) **LOC (14) Cl.** ..... **26-05**

(52) **U.S. Cl.**  
USPC ..... **D26/138**

(58) **Field of Classification Search**  
USPC ..... D8/354, 355, 363, 373; D16/237, 241,  
D16/242, 244, 245, 250; D22/109;  
D26/24, 67-69, 72, 73, 81-85, 93,  
D26/104-108, 110-120, 122, 124,  
D26/128-130, 138, 142-144, 149-151,  
D26/155

CPC ..... F21V 1/00; F21V 1/06; F21V 1/08; F21V  
1/20; F21V 1/24; F21V 7/045; F21V  
11/04; F21V 11/06; F21V 11/065; F21V  
21/02; F21V 21/0824

See application file for complete search history.

(56) **References Cited**

**U.S. PATENT DOCUMENTS**

D62,903 S \* 8/1923 Goldberg ..... D26/102  
D300,374 S \* 3/1989 Dziurman ..... D26/68  
D340,780 S \* 10/1993 Porter ..... D26/80  
D345,231 S \* 3/1994 Kramer ..... D26/102  
D347,291 S \* 5/1994 Kramer ..... D26/128  
D359,375 S \* 6/1995 Benghozi ..... D26/81  
D404,842 S \* 1/1999 Hurst ..... D26/68  
D423,131 S \* 4/2000 Giese ..... D26/68  
D439,360 S \* 3/2001 Berry ..... D26/87  
D578,238 S \* 10/2008 Vidmar ..... D26/68  
D595,885 S \* 7/2009 Daidone ..... D26/69  
D597,700 S \* 8/2009 Sabernig ..... D26/69

**OTHER PUBLICATIONS**

Ralbay Dusk to Dawn Sensor Outdoor Post Light, first available Aug. 31, 2021, retrieved Oct. 26, 2022 from URL: <https://www.amazon.com/Ralbay-3-Headed-Lighting-Waterproof-Backyard/dp/B09F2VXTQ8?th=1> (Year: 2021).\*

Outdoor Solar Lamp Post Lights, first available Jun. 1, 2022, retrieved Oct. 26, 2022 from URL: <https://www.amazon.com/dp/B0B2W9S3NR/?th=1> (Year: 2022).\*

\* cited by examiner

*Primary Examiner* — Richard Kearney  
*Assistant Examiner* — Christina M. Dodson

(57) **CLAIM**

The ornamental design for a lantern bracket, as shown and described.

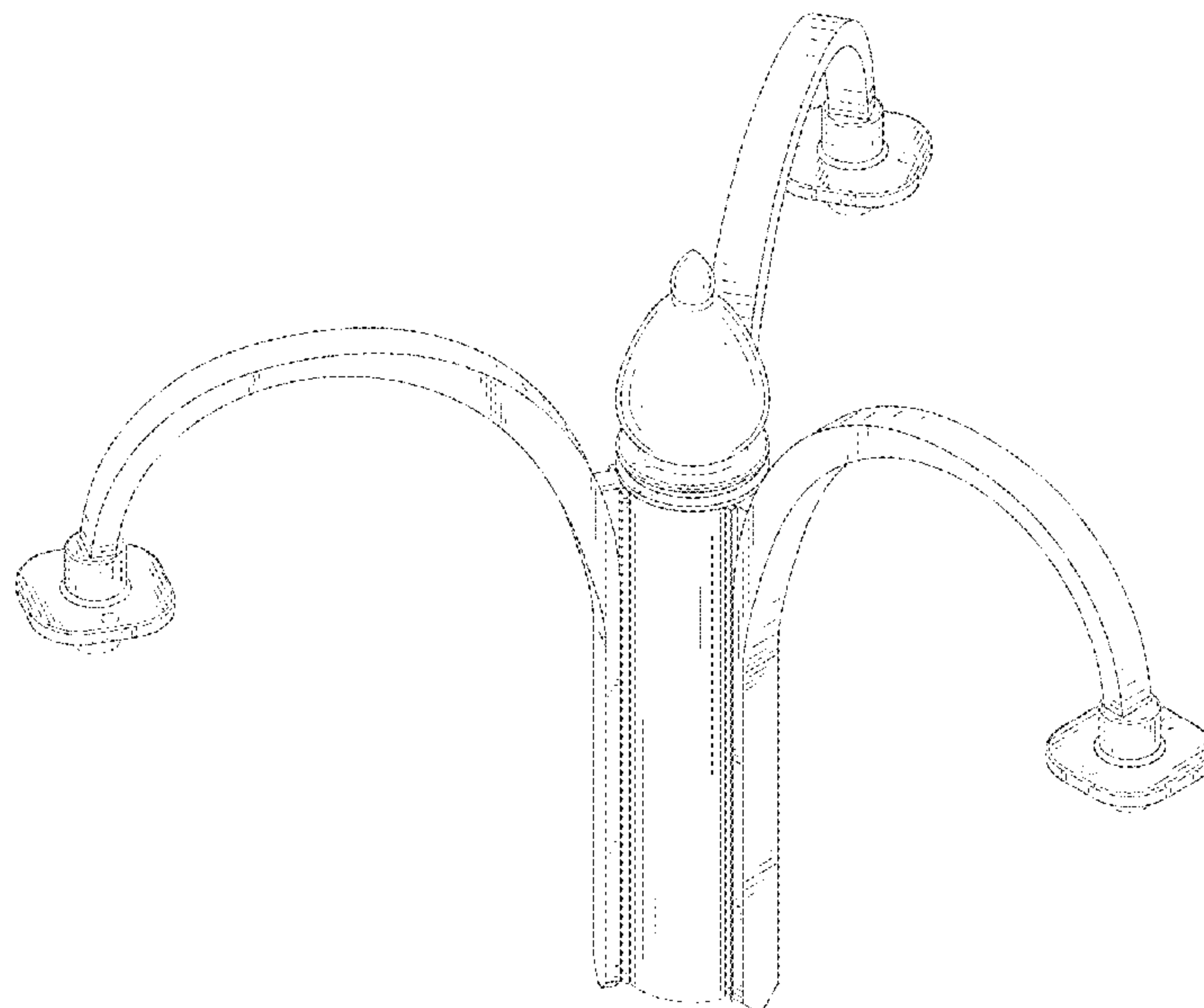
**DESCRIPTION**

FIG. 1 is a front and top perspective view of a lantern bracket, showing my new design;  
FIG. 2 is a rear and bottom perspective view thereof;  
FIG. 3 is a front elevation view thereof;  
FIG. 4 is a rear elevation view thereof;  
FIG. 5 is a left side elevation view thereof;  
FIG. 6 is a right side elevation view thereof;  
FIG. 7 is a top plan view thereof;  
FIG. 8 is a bottom plan view thereof; and,  
FIG. 9 is another perspective view thereof, shown in a using position.

The broken lines showing of lanterns and base in FIG. 9 depict environmental structure that form no part of the claimed design.

Other broken lines in the figures illustrate portions of the lantern bracket that form no part of the claimed design.

**1 Claim, 9 Drawing Sheets**



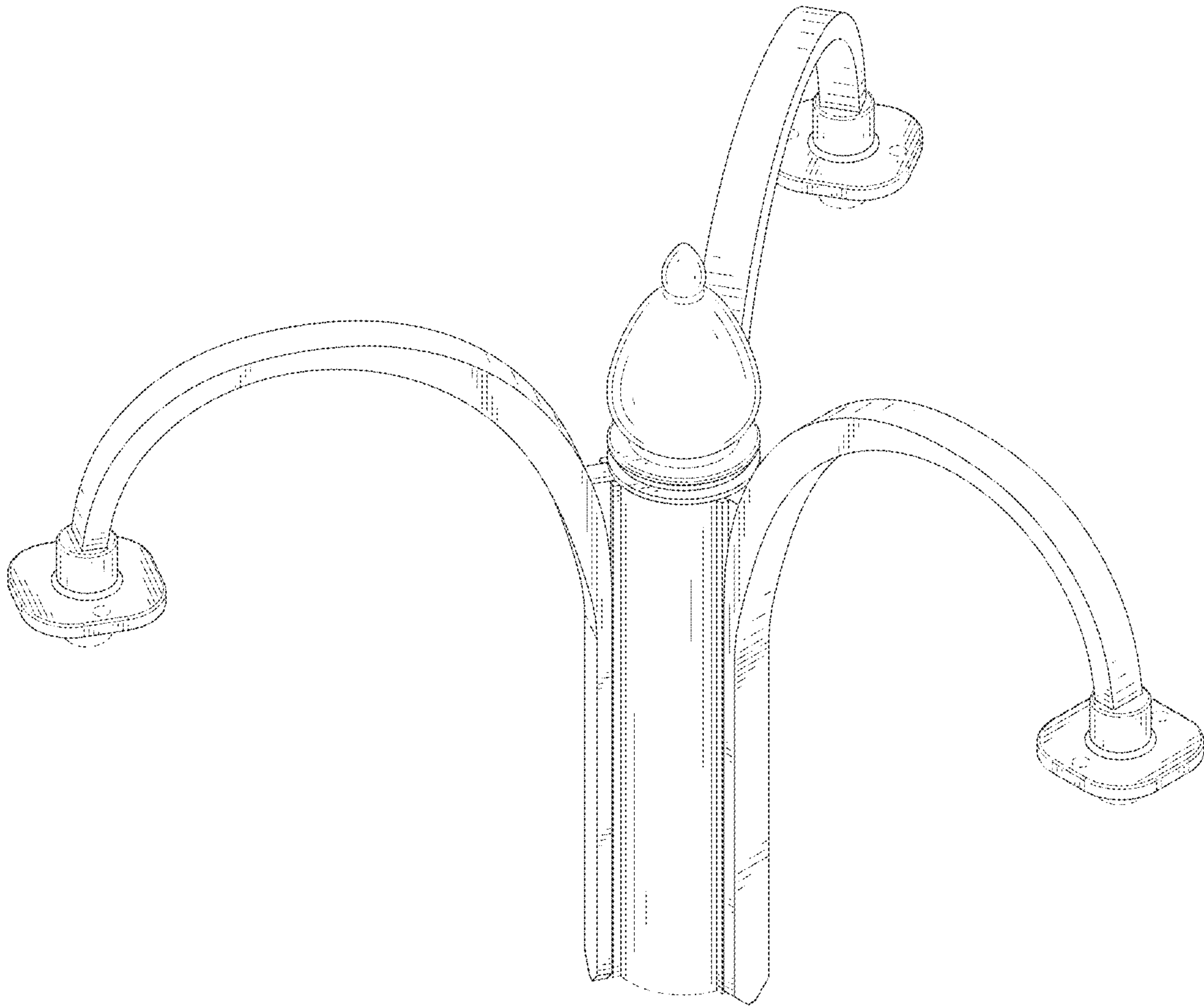


FIG. 1

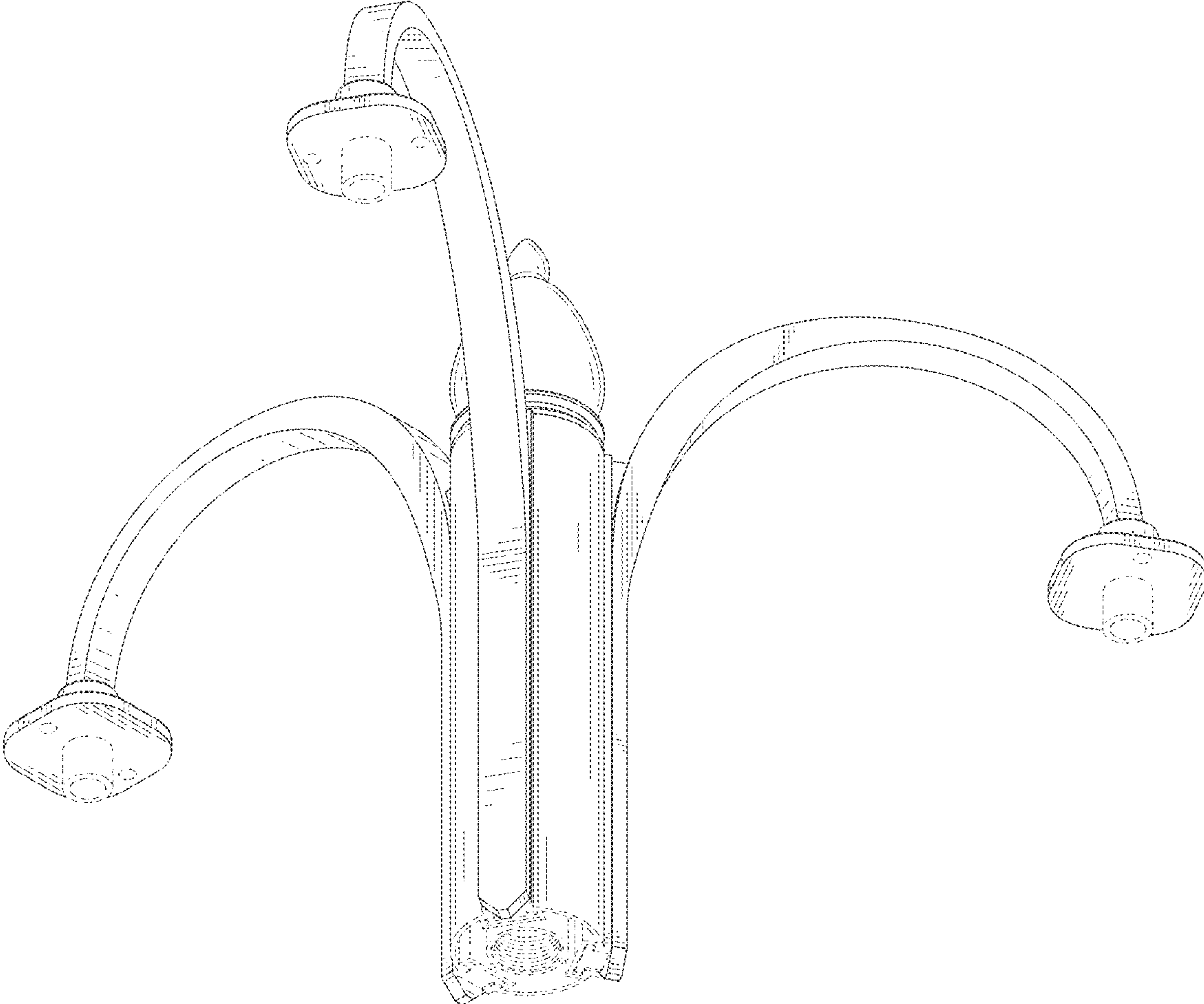


FIG. 2




FIG. 3

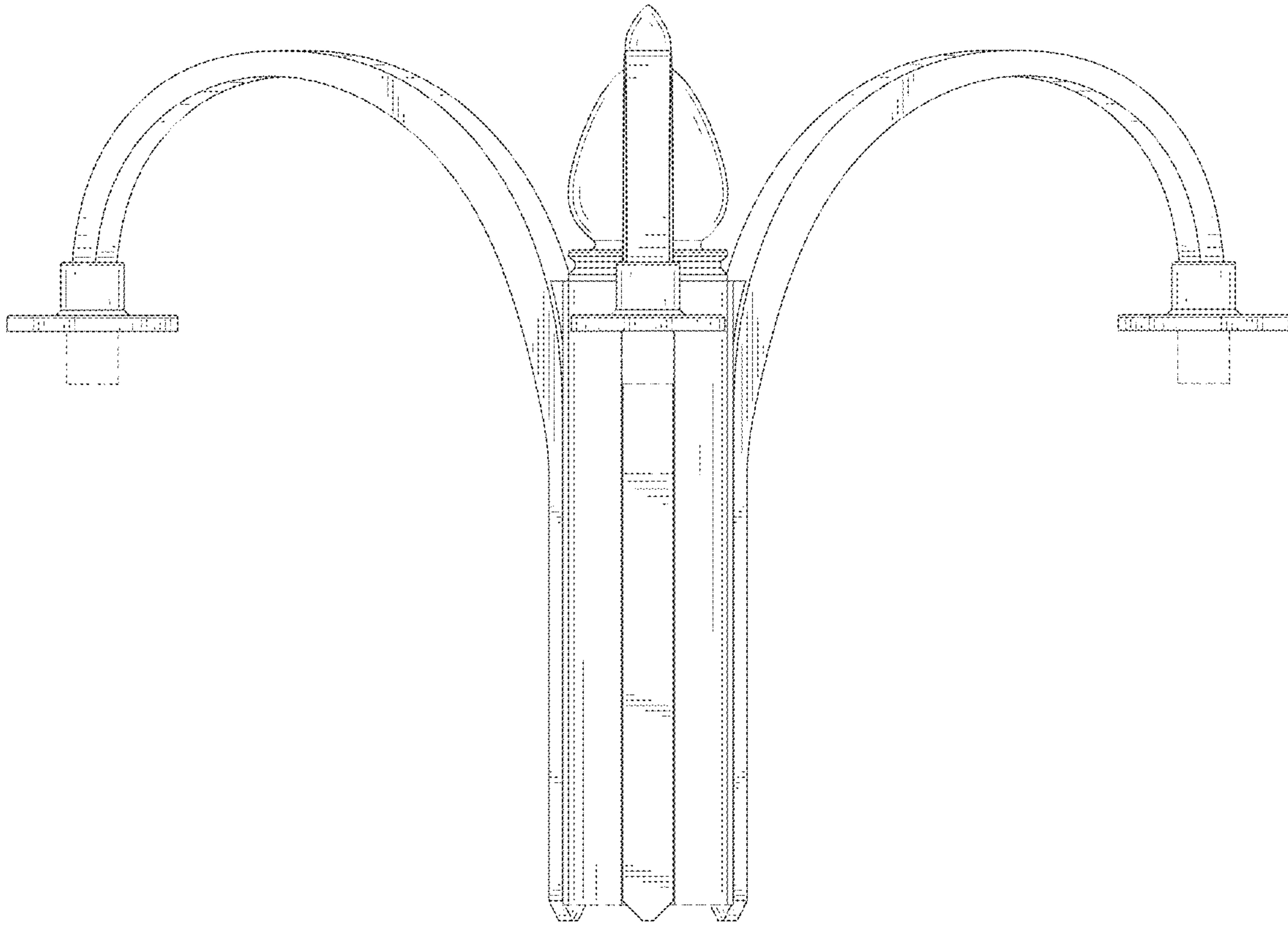


FIG. 4






FIG. 5




FIG. 6

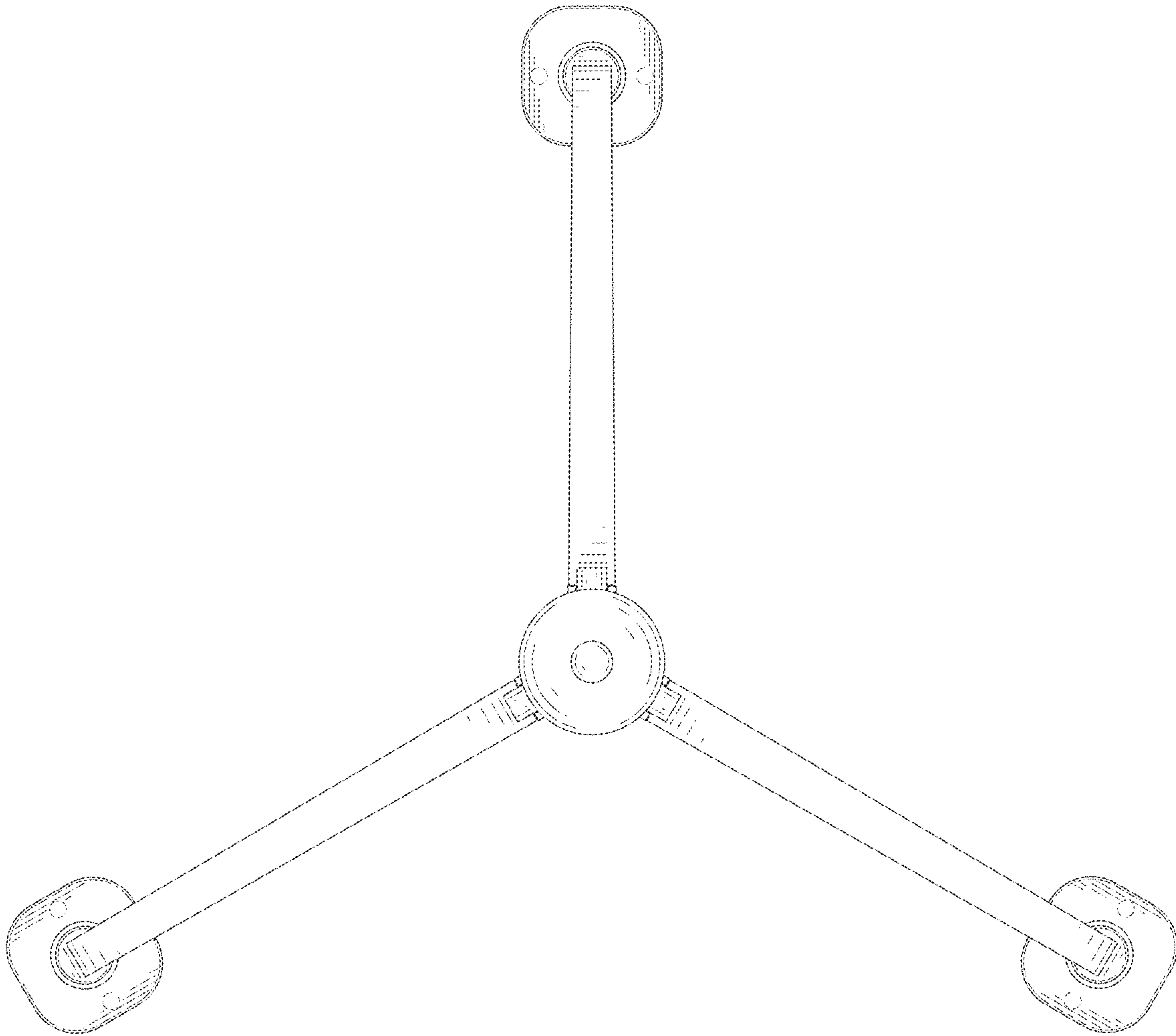


FIG. 7



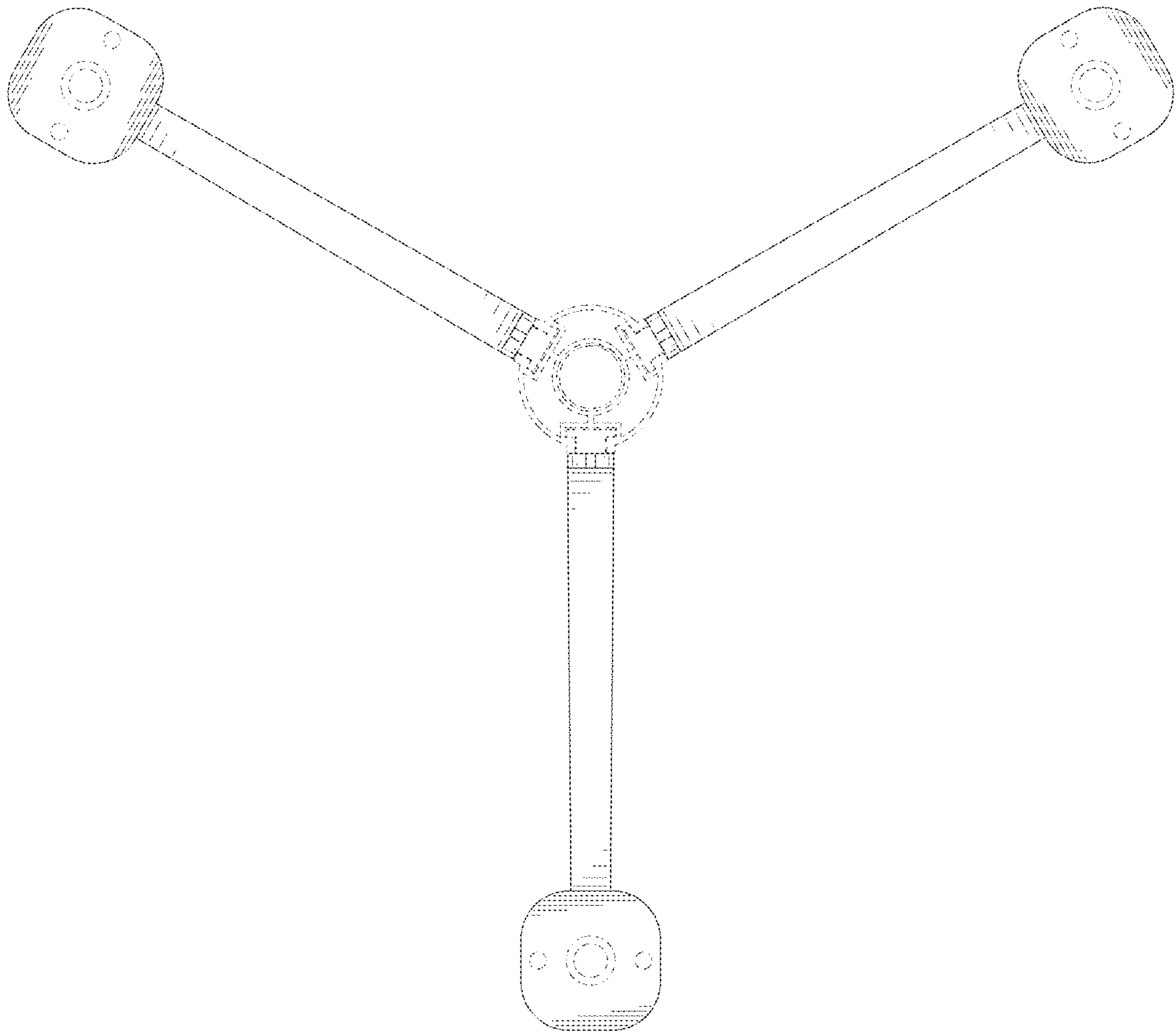


FIG. 8

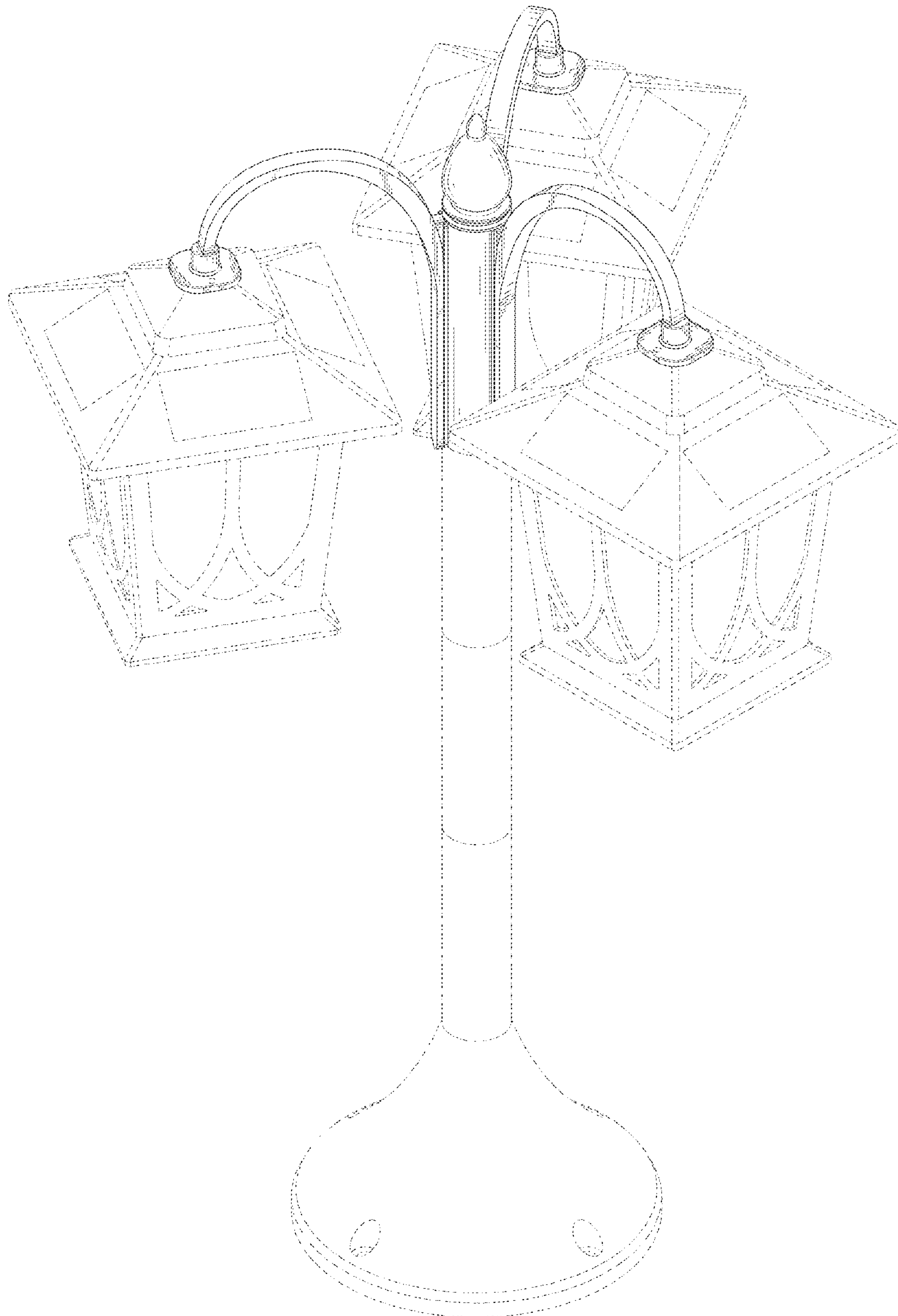


FIG. 9