



US00D985824S

(12) **United States Design Patent** (10) **Patent No.:** **US D985,824 S**
Rajasekaran (45) **Date of Patent:** **** May 9, 2023**

(54) **LIGHT STRIP**

(71) Applicant: **E. MISHAN & SONS, INC.**, New York, NY (US)

(72) Inventor: **Mohan Rajasekaran**, Watertown, CT (US)

(73) Assignee: **E. MISHAN & SONS, INC.**, New York, NY (US)

(**) Term: **15 Years**

(21) Appl. No.: **29/771,659**

(22) Filed: **Feb. 24, 2021**

(51) **LOC (14) Cl.** **26-04**

(52) **U.S. Cl.**
USPC **D26/76**

(58) **Field of Classification Search**
USPC D26/24, 72, 74, 76, 78, 51, 118, 120, 89;
362/223, 217.01
CPC F21Y 2103/00; F21S 8/04; F21S 8/033;
F21S 8/03; H05B 47/165; F21V 15/01
See application file for complete search history.

(56) **References Cited**

U.S. PATENT DOCUMENTS

D393,734 S *	4/1998	Casteel	D26/76
D434,167 S *	11/2000	Foster	D26/76
D491,687 S *	6/2004	Thornton, Jr.	D26/76
D496,123 S *	9/2004	Blackman	D26/76
D497,217 S *	10/2004	Thornton, Jr.	D26/76
D608,929 S *	1/2010	Castelli	D26/76
D608,932 S *	1/2010	Castelli	D26/76
D608,933 S *	1/2010	Castelli	D26/76
D636,108 S *	4/2011	Nguyen	D26/89
D663,882 S *	7/2012	Muraishi	D26/76
D670,850 S *	11/2012	Helenowski	D26/76
D675,365 S *	1/2013	Beghelli	D26/78
D685,122 S *	6/2013	Kim	D26/74
D690,844 S *	10/2013	Wang	D26/51
D707,880 S *	6/2014	Magnusson	D26/120

D759,874 S *	6/2016	Boyer	D26/76
D771,858 S *	11/2016	Wu	D26/76
D791,383 S *	7/2017	Yu	D26/76
D791,999 S *	7/2017	Hargreaves	D26/76
D797,349 S *	9/2017	Rashidi Doust	D26/118
D825,792 S *	8/2018	Johnson	D26/24
D858,852 S *	9/2019	Chen	D26/76
D869,048 S *	12/2019	Chai	D26/76
D872,339 S *	1/2020	Chen	D26/76

(Continued)

FOREIGN PATENT DOCUMENTS

CN 305588178 * 2/2020

OTHER PUBLICATIONS

Rechargeable Motion Sensor Led Lights Under Counter, available in Amazon.com, date first available Jul. 6, 2020 [online], [site visited Jul. 6, 2022], Available from the internet URL: <https://a.co/d/aDRTonf> (Year: 2020).*

Primary Examiner — Kathleen L Jones
Assistant Examiner — Jasmine L. Comedy
(74) *Attorney, Agent, or Firm* — Notaro, Michalos & Zaccaria P.C.

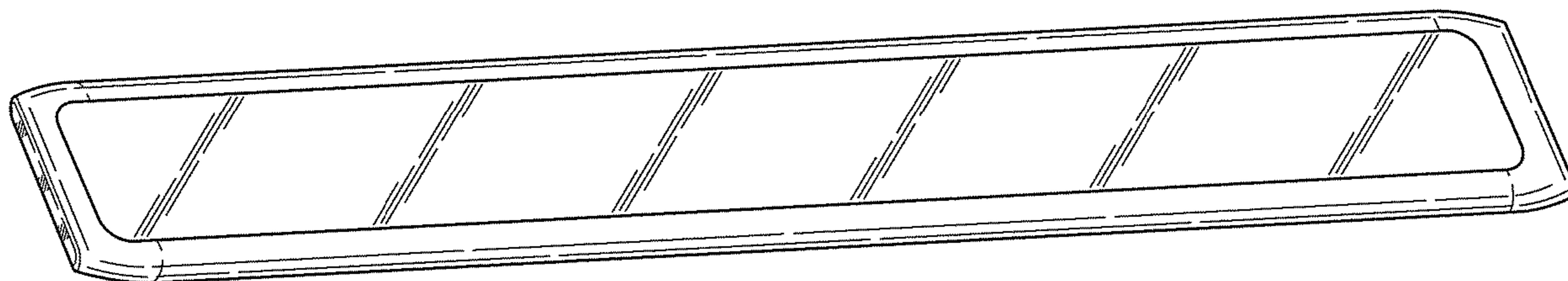
(57) **CLAIM**

The ornamental design for a light strip, as shown and described.

DESCRIPTION

FIG. 1 is a top view of a light strip showing my design; FIG. 2 is a bottom view thereof; FIG. 3 is a right view thereof; FIG. 4 is a left view thereof; FIG. 5 is a front view thereof; FIG. 6 is a rear view thereof; and, FIG. 7 is a perspective view thereof. Throughout the figures, broken lines are boundaries that form no part of the claimed design.

1 Claim, 4 Drawing Sheets



(56)

References Cited

U.S. PATENT DOCUMENTS

2014/0225505 A1* 8/2014 Urban H05B 47/165
315/112
2018/0209621 A1* 7/2018 Sperling F21V 15/01

* cited by examiner

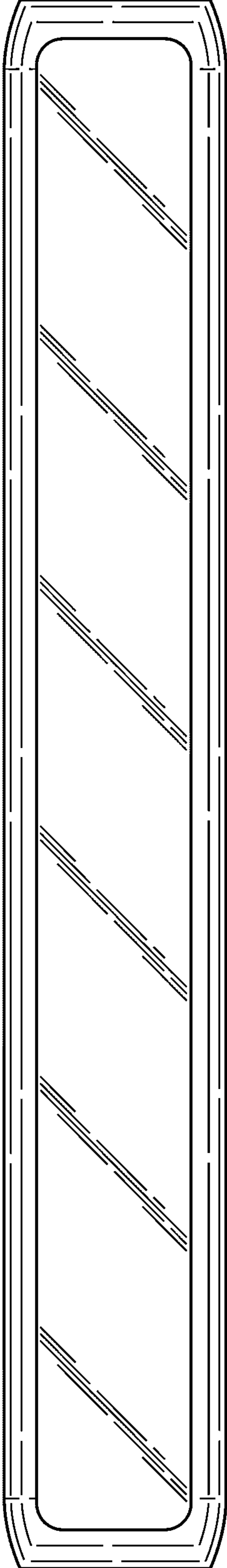


FIG. 1

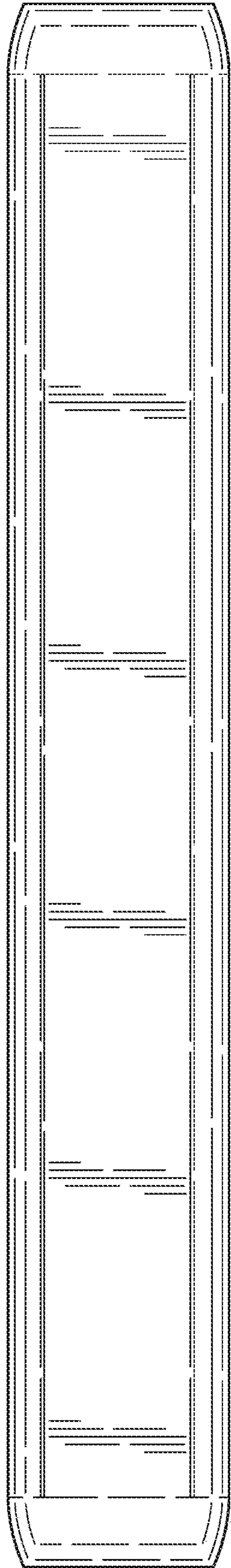


FIG. 2



FIG. 3



FIG. 4



FIG. 5



FIG. 6




FIG. 7