



US00D985806S

(12) **United States Design Patent** (10) **Patent No.:** **US D985,806 S**
Li (45) **Date of Patent:** **** May 9, 2023**

(54) **SPIDER WEB LIGHT**

(71) Applicant: **Meiqin Li**, Linhai (CN)

(72) Inventor: **Meiqin Li**, Linhai (CN)

(**) Term: **15 Years**

(21) Appl. No.: **29/852,185**

(22) Filed: **Sep. 4, 2022**

(51) **LOC (14) Cl.** **26-04**

(52) **U.S. Cl.**
USPC **D26/25**

(58) **Field of Classification Search**
USPC D26/2, 25, 27, 73, 125; D11/117, 121,
D11/125, 130

CPC F21K 9/00; F21K 9/20; F21L 4/00; F21L
4/005; F21S 6/002; F21S 6/008; F21S
8/035; F21S 13/12; F21V 21/08

See application file for complete search history.

(56) **References Cited**

U.S. PATENT DOCUMENTS

D406,667 S *	3/1999	Byers	D11/124
D457,648 S *	5/2002	Chang	D11/121
D535,762 S *	1/2007	Figueroa, Jr.	D26/25
D550,882 S *	9/2007	Brewer	D26/73
D603,535 S *	11/2009	Sterijevski	D26/25
D925,781 S *	7/2021	Yong	D26/25
D935,648 S *	11/2021	Shi	D26/25
D950,113 S *	4/2022	Zhou	D11/125
D961,123 S	8/2022	Bai et al.		
D963,902 S *	9/2022	Wang	D26/25
D963,903 S *	9/2022	Zhu	D26/25
D966,140 S *	10/2022	Wang	D11/121
D967,990 S *	10/2022	Tao	D26/25
D970,759 S *	11/2022	He	D26/25
2017/0248284 A1 *	8/2017	Baldwin	F21V 21/08

FOREIGN PATENT DOCUMENTS

CN 302257405 * 12/2012

OTHER PUBLICATIONS

Vanhyllit Halloween Decorations [online], [site visited Nov. 17, 2022]. Available from internet, URL: <https://www.amazon.com/Vanhyllit-Halloween-Decorations-Lighted-Decoration/dp/B08YRJFRQ8/ref=psdc_13679381_t3_B0B5GFXRY9?th=1> (Year: 2021).*

* cited by examiner

Primary Examiner — Cynthia Ramirez

Assistant Examiner — Xavier Marti-Santos

(74) *Attorney, Agent, or Firm* — Jeenam Park

(57) **CLAIM**

The ornamental design for a spider web light, as shown and described.

DESCRIPTION

FIG. 1 is a front, right and top perspective view of a spider web light, showing my new design;

FIG. 2 is a front view thereof;

FIG. 3 is a rear view thereof;

FIG. 4 is a left side view thereof;

FIG. 5 is a right side view thereof;

FIG. 6 is a top plan view thereof;

FIG. 7 is a bottom plan view thereof;

FIG. 8 is an enlarged view of portion of FIG. 1 thereof;

FIG. 9 is an enlarged view of portion of FIG. 1 thereof; and,

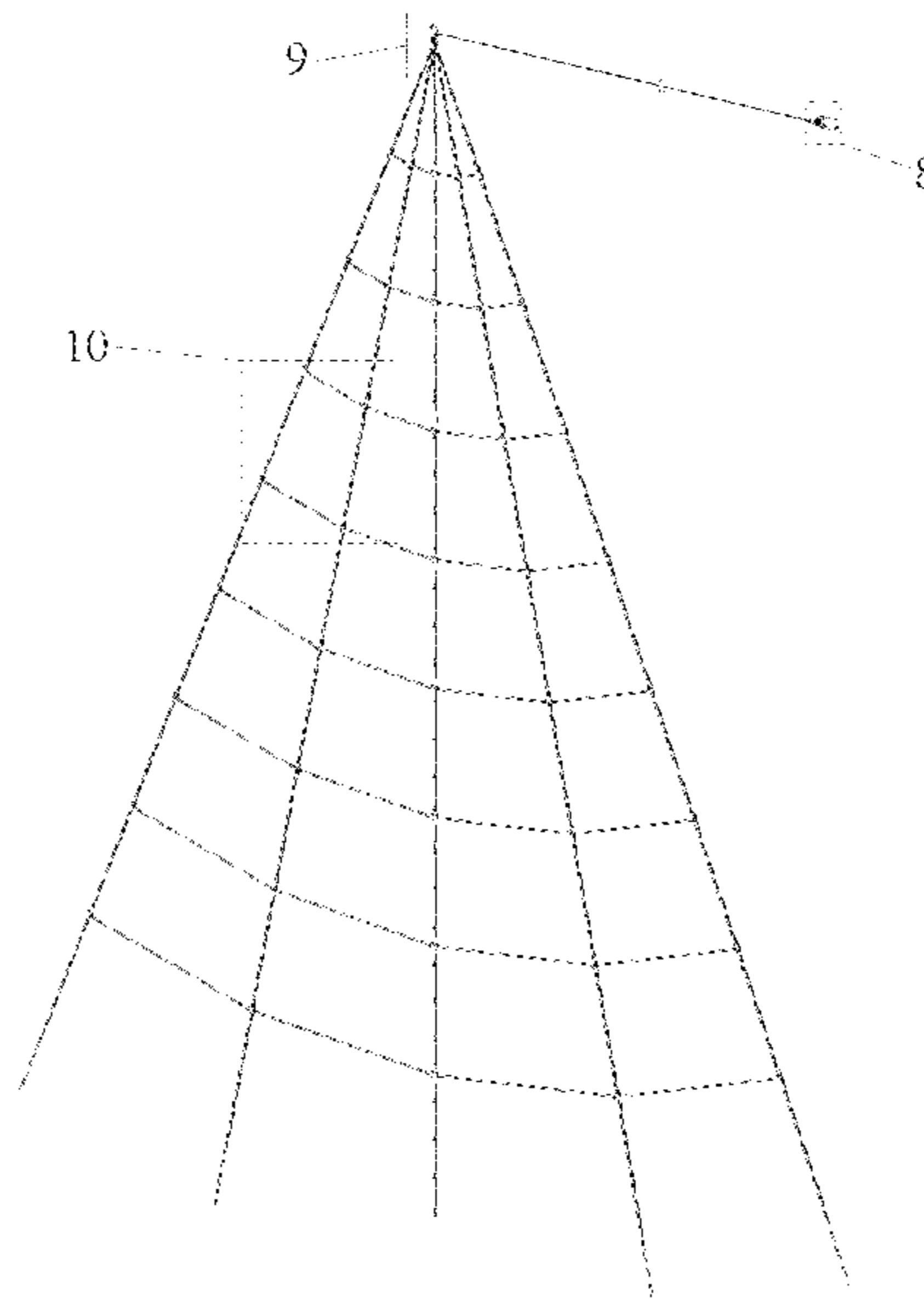
FIG. 10 is an enlarged view of portion of FIG. 1 thereof.

The broken lines in the drawings illustrate the portions of the spider web light, which form no part of the claimed design.

The additional broken lines in the figures are demarcating enlarged areas and form no part of the claimed design.

The cable is shown with a symbolic break in its length. The appearance of any portion of the article between the break lines forms no part of the claimed design.

1 Claim, 10 Drawing Sheets



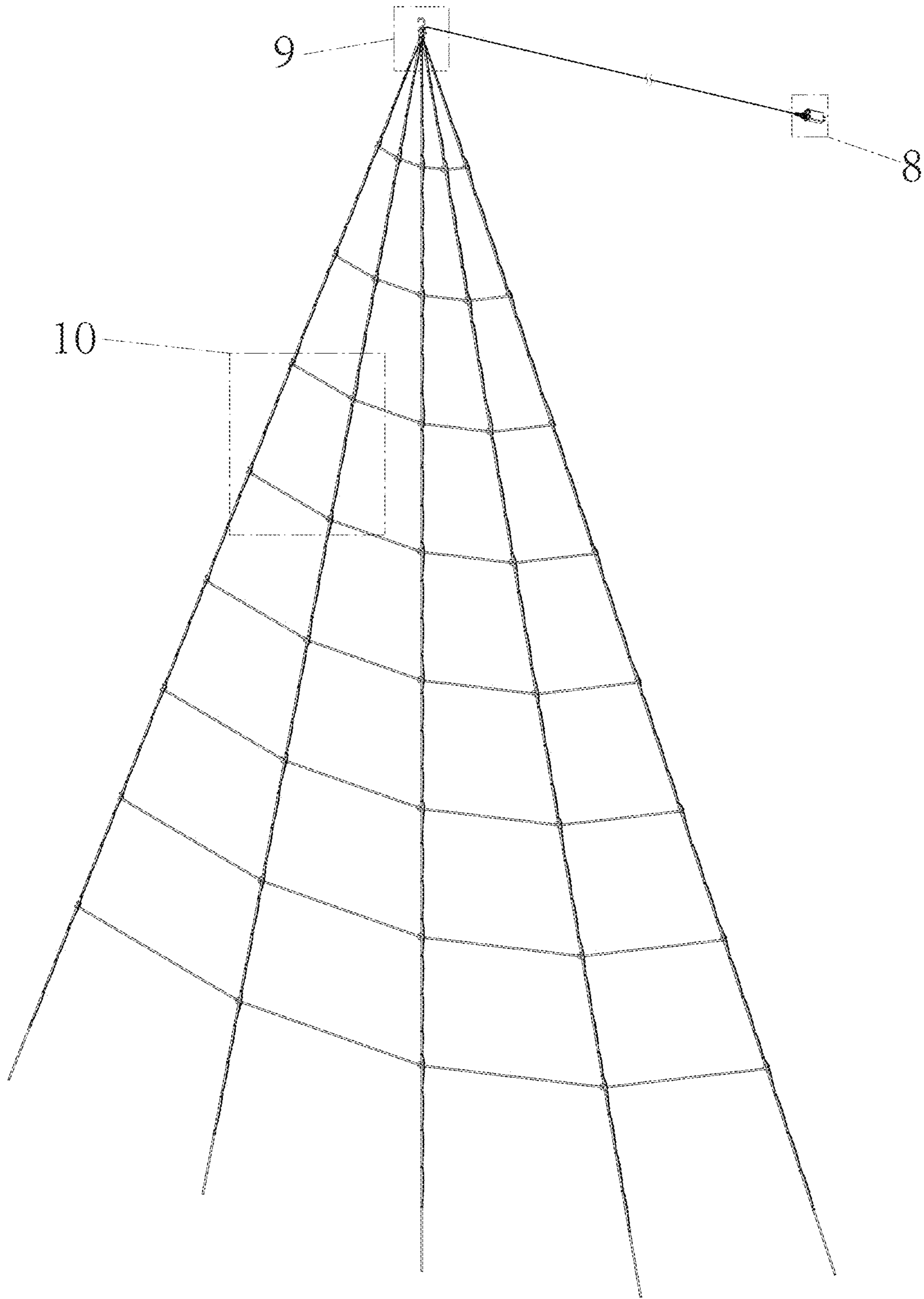


FIG.1

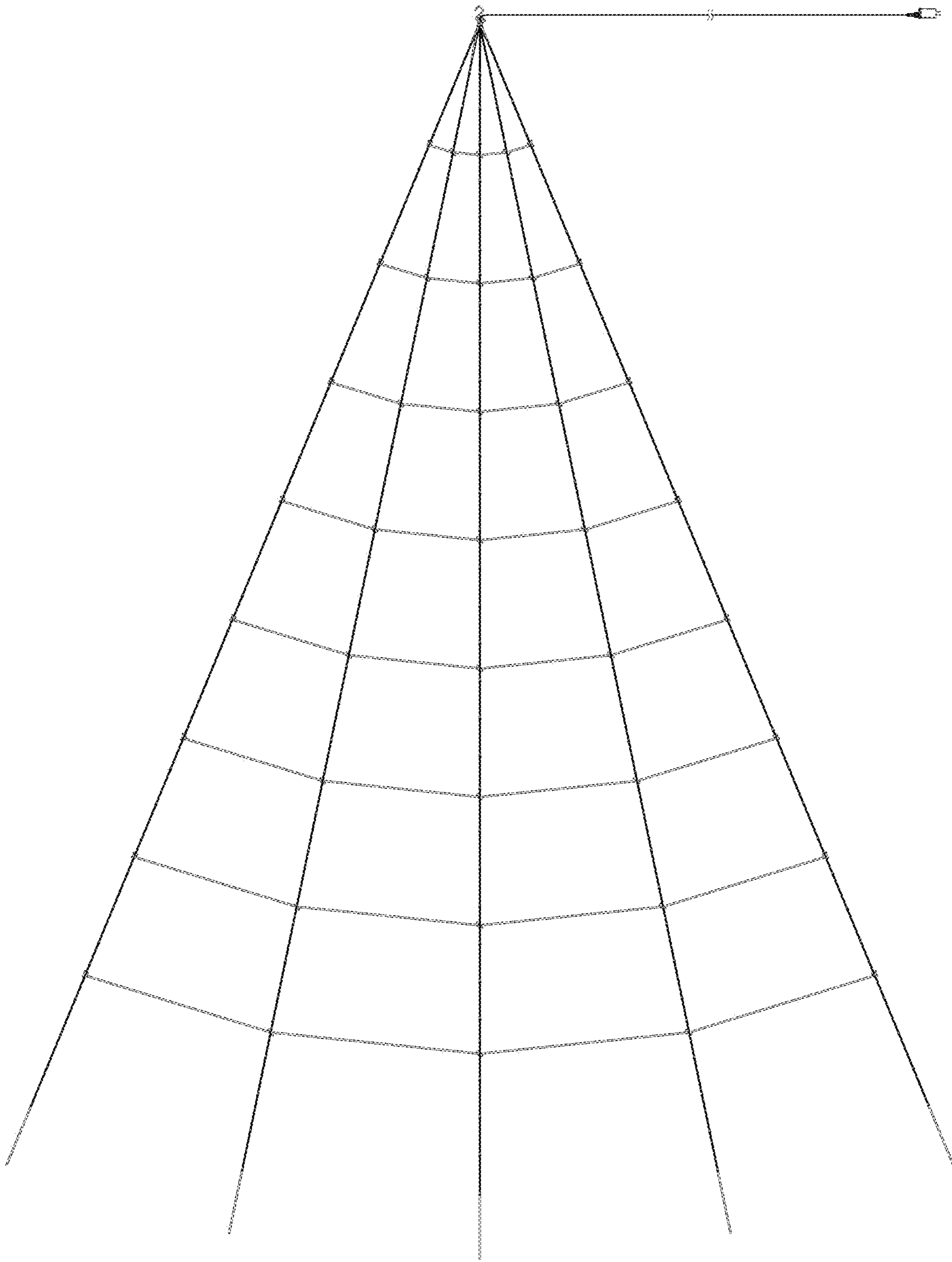


FIG. 2

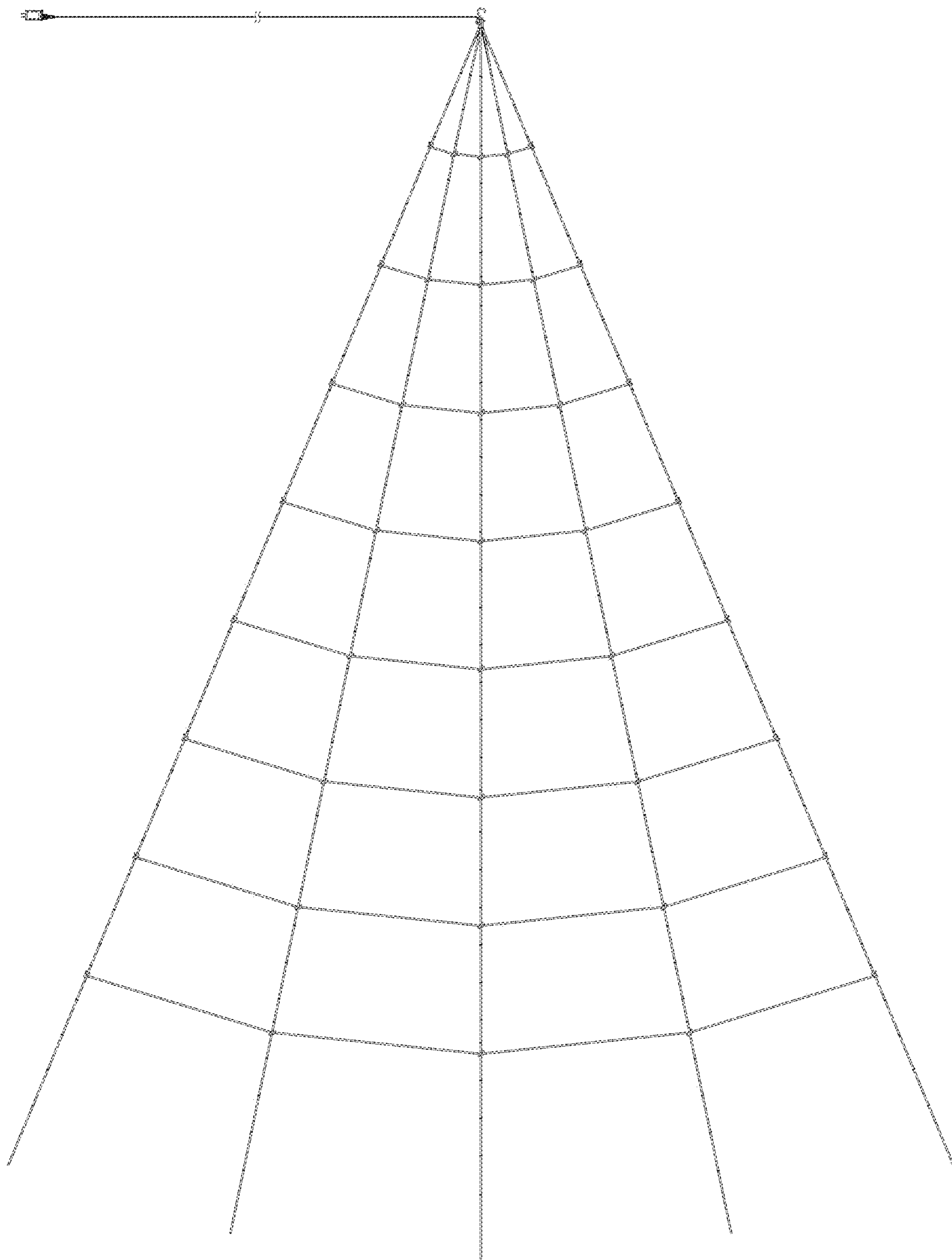


FIG. 3



FIG. 4



FIG.5



FIG.6



FIG.7

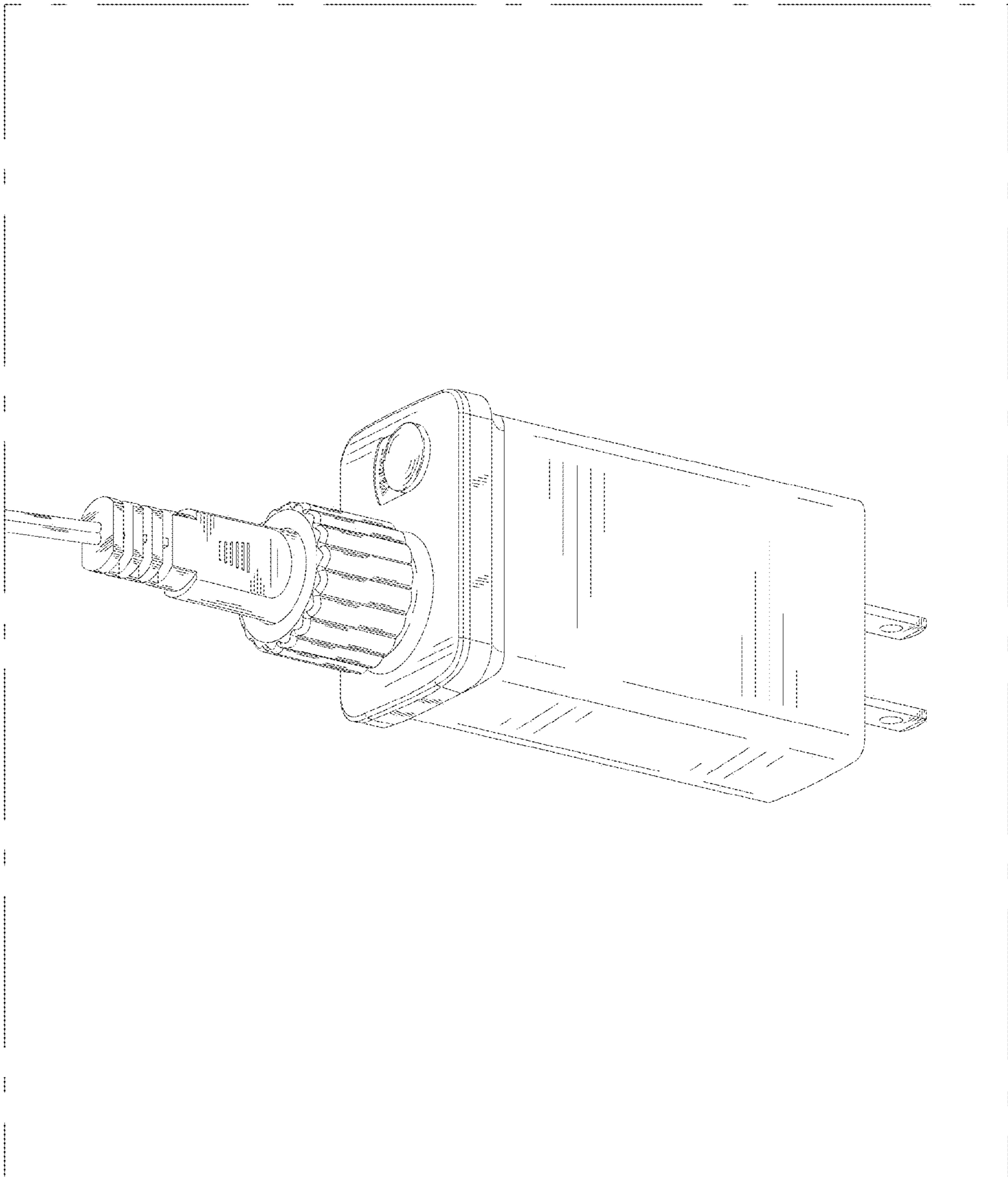


FIG.8




FIG.9

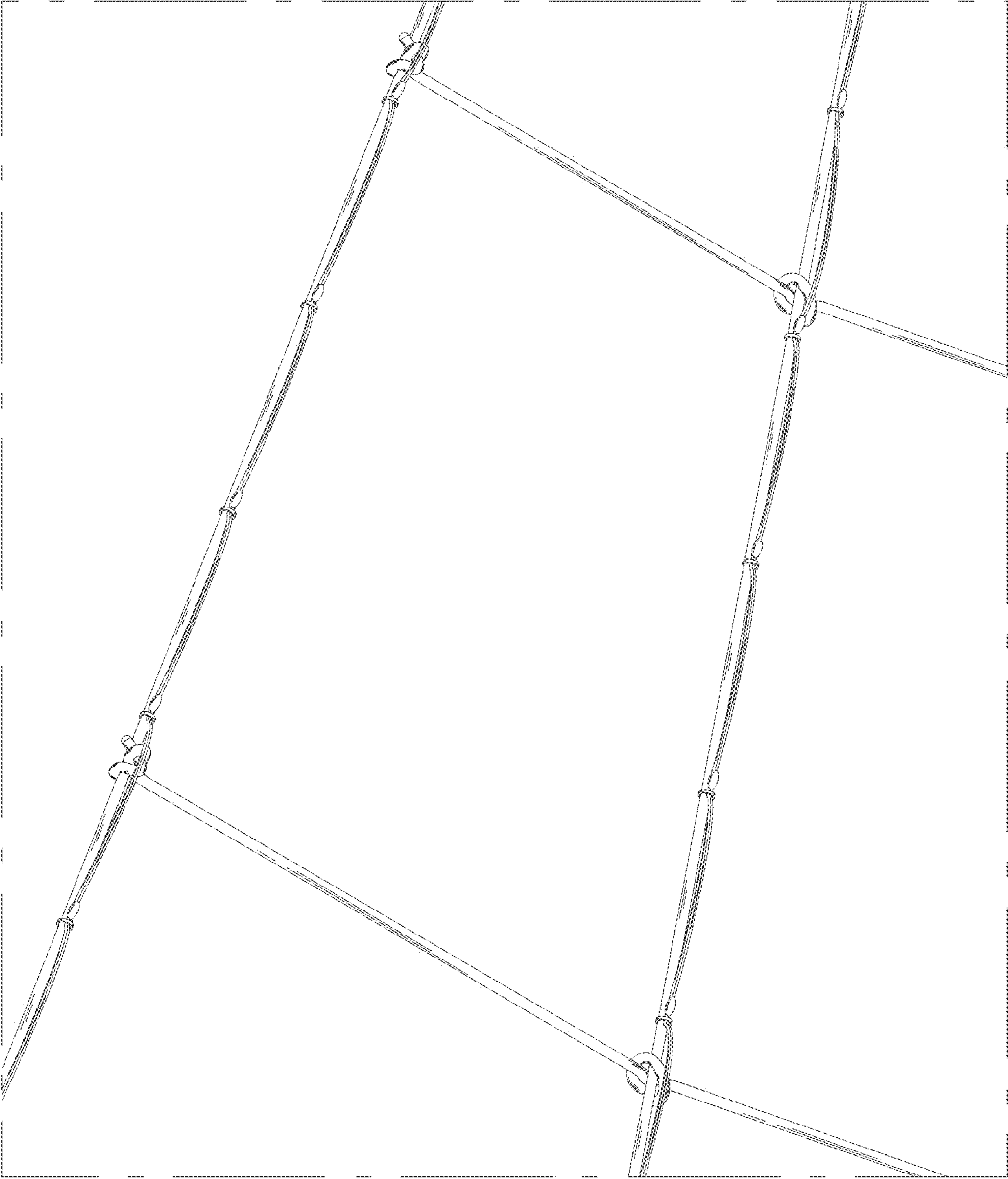


FIG.10