



US00D985786S

(12) **United States Design Patent**  
**Yin**

(10) **Patent No.:** **US D985,786 S**

(45) **Date of Patent:** **\*\* May 9, 2023**

(54) **MESSAGE ROLLER**

(71) Applicant: **Dongguan City Yingshang Industrial Co., Ltd., Dongguan (CN)**

(72) Inventor: **Caixia Yin, Dongguan (CN)**

(73) Assignee: **Dongguan City Yingshang Industrial Co., Ltd., Dongguan (CN)**

(\*\*) Term: **15 Years**

(21) Appl. No.: **29/784,253**

(22) Filed: **May 18, 2021**

(51) **LOC (14) Cl.** ..... **28-03**

(52) **U.S. Cl.**  
USPC ..... **D24/211**

(58) **Field of Classification Search**  
USPC ..... D24/215, 200, 211, 212, 213, 214, 133, D24/107, 231, 184, 209, 206; D7/697; D21/694, 662; D30/160; D28/4, 7, 99  
CPC ..... A61H 7/00; A61H 7/003; A61H 7/004; A61H 15/00; A61H 2015/0007; A61H 2015/0014; A61H 2015/0021; A61H 15/0092

See application file for complete search history.

(56) **References Cited**

**U.S. PATENT DOCUMENTS**

- RE19,696 E \* 9/1935 Hemp ..... A61H 15/0092 601/129
- D366,604 S \* 1/1996 Welch, Jr. .... D8/77
- D725,788 S \* 3/2015 Matsushita ..... D24/211
- D728,115 S \* 4/2015 Matsushita ..... D24/211

- D844,797 S \* 4/2019 Matsushita ..... D24/211
- D857,907 S \* 8/2019 Luo ..... D24/211
- D857,908 S \* 8/2019 Matsushita ..... D24/211
- D866,789 S \* 11/2019 Yamazaki ..... D24/215
- D874,666 S \* 2/2020 Matsushita ..... D24/211
- D922,596 S \* 6/2021 Waletzky ..... D24/211
- 2019/0021941 A1 \* 1/2019 Jeong ..... A61H 15/0092

**OTHER PUBLICATIONS**

Nanshy Face Roller. Date: Apr. 2, 2021. [online]. [Site visited Jan. 12, 2023]. Available from Internet URL: <https://www.amazon.co.uk/dp/B091MFG64M/> (Year: 2021).\*

Massagers. (Design—© Questel) orbit.com. [Online PDF compilation of references] 18 pgs. Print Dates Range Mar. 16, 2016-Apr. 14, 2020 [Retrieved Jan. 23, 2021] <https://www.orbit.com/export/UCZAH96B/pdf4/ace31d6b-d7f7-4171-bcf3-0f9c82715b76-173923.pdf> (Year: 2023).\*

\* cited by examiner

*Primary Examiner* — Eliza Z Harvey

*Assistant Examiner* — Landon Thomas Cassell

(57) **CLAIM**

The ornamental design for a massage roller, as shown and described.

**DESCRIPTION**

- FIG. 1 is front view of a massage roller;
- FIG. 2 is back view of the massage roller;
- FIG. 3 is a right side view of the massage roller;
- FIG. 4 is a left side view of the massage roller;
- FIG. 5 is a top view of the massage roller;
- FIG. 6 is a bottom view of the massage roller; and,
- FIG. 7 is a perspective view of the massage roller.

**1 Claim, 7 Drawing Sheets**

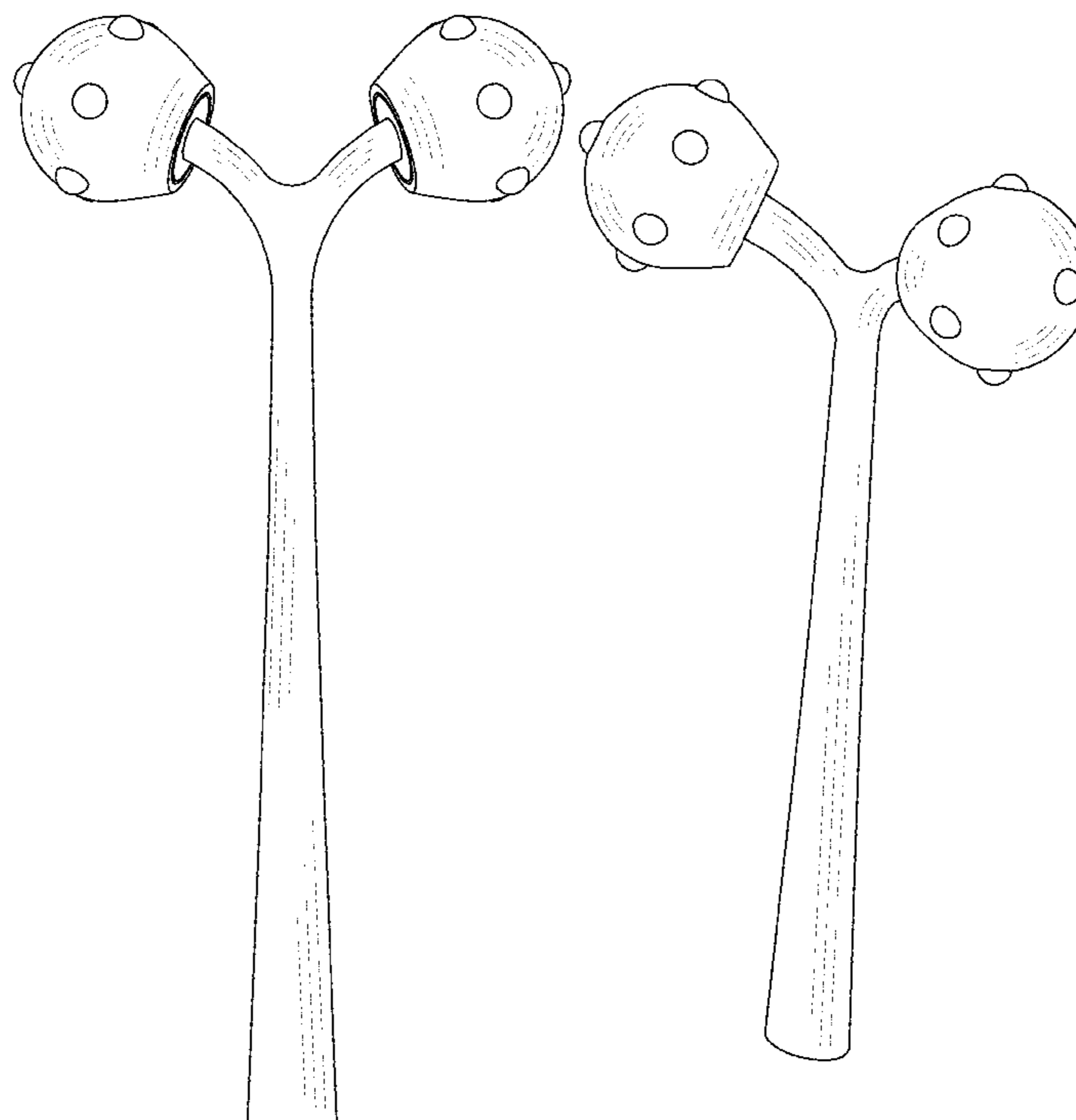




FIG 1

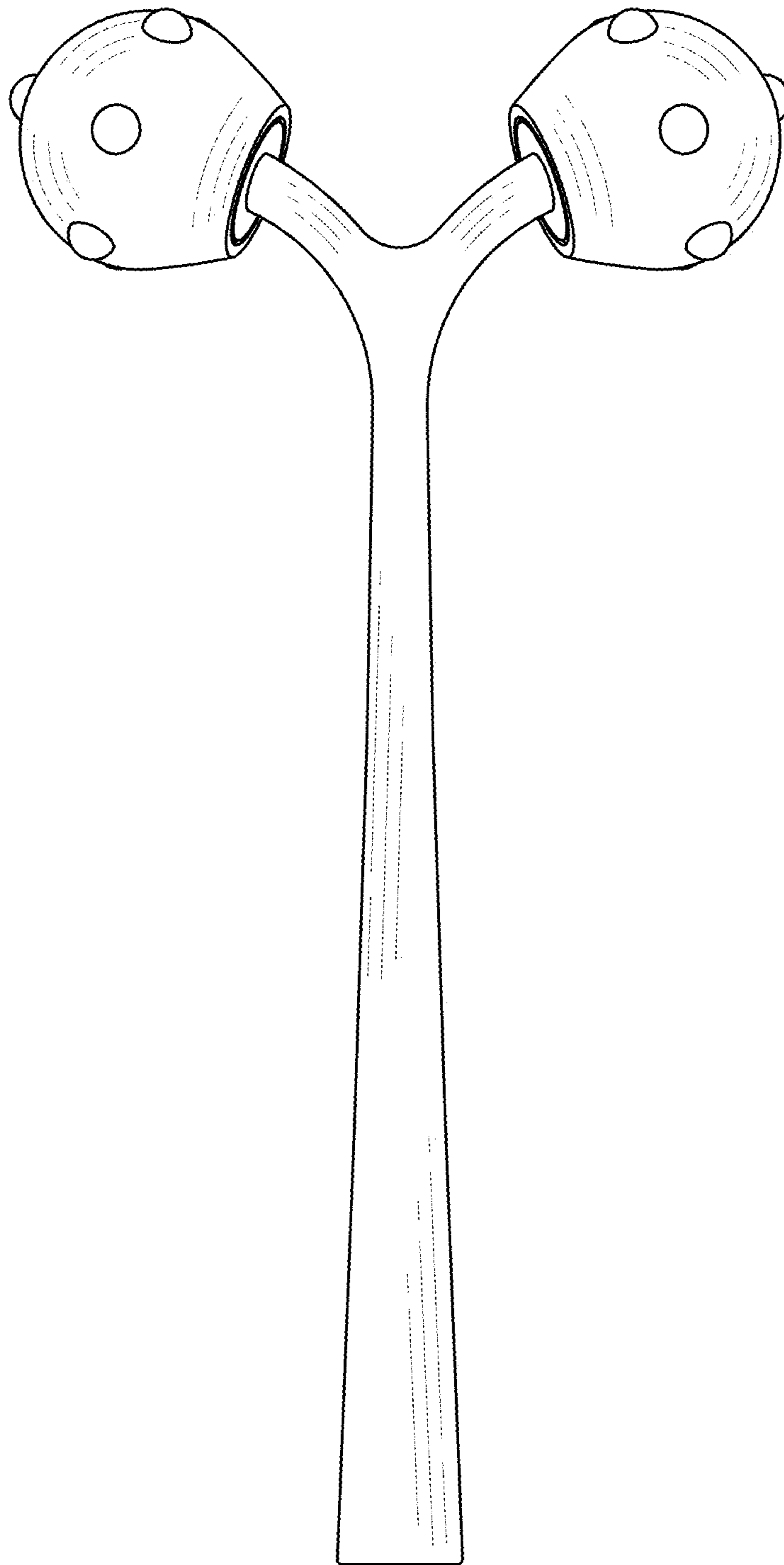


FIG 2

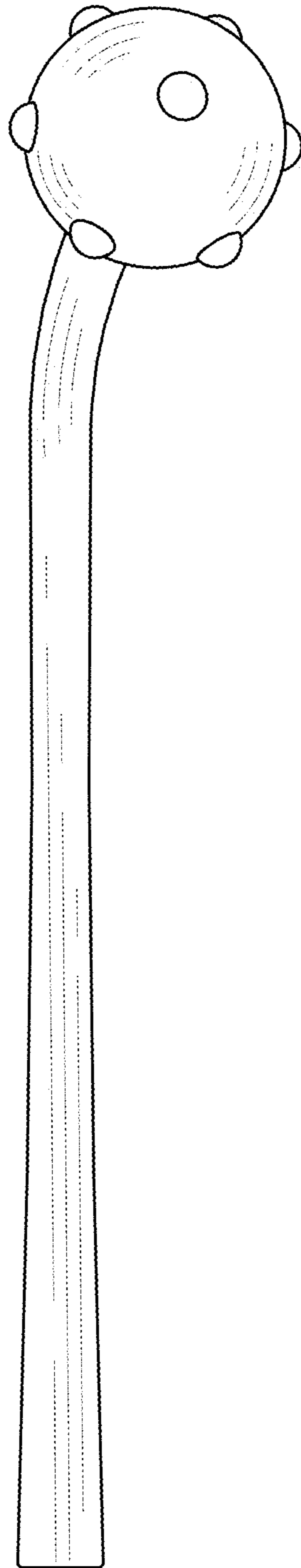


FIG 3

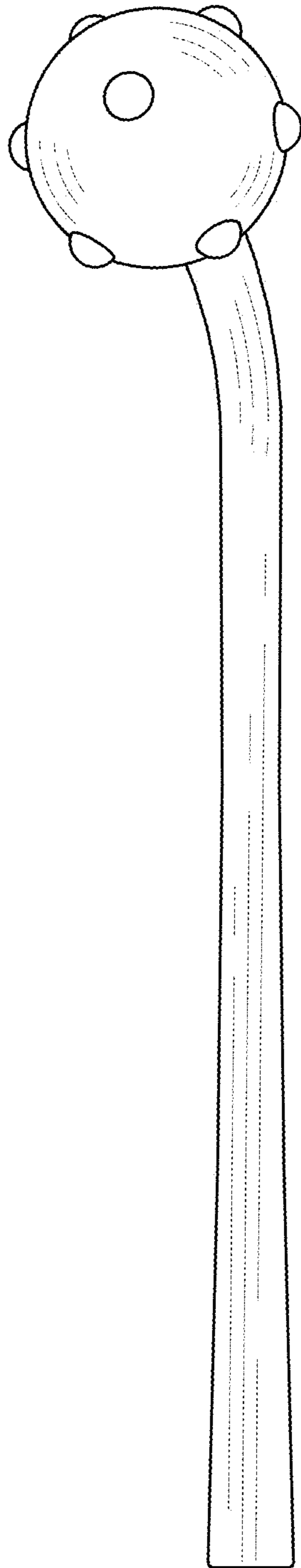


FIG 4

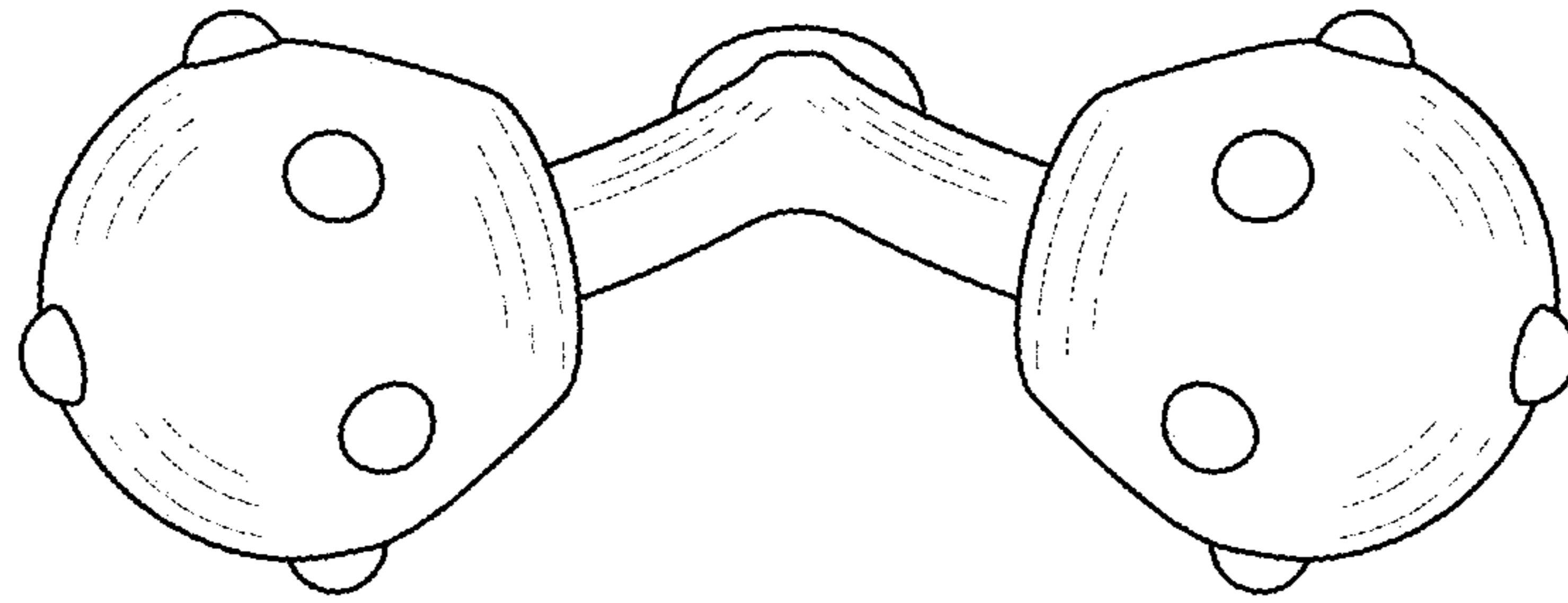


FIG 5

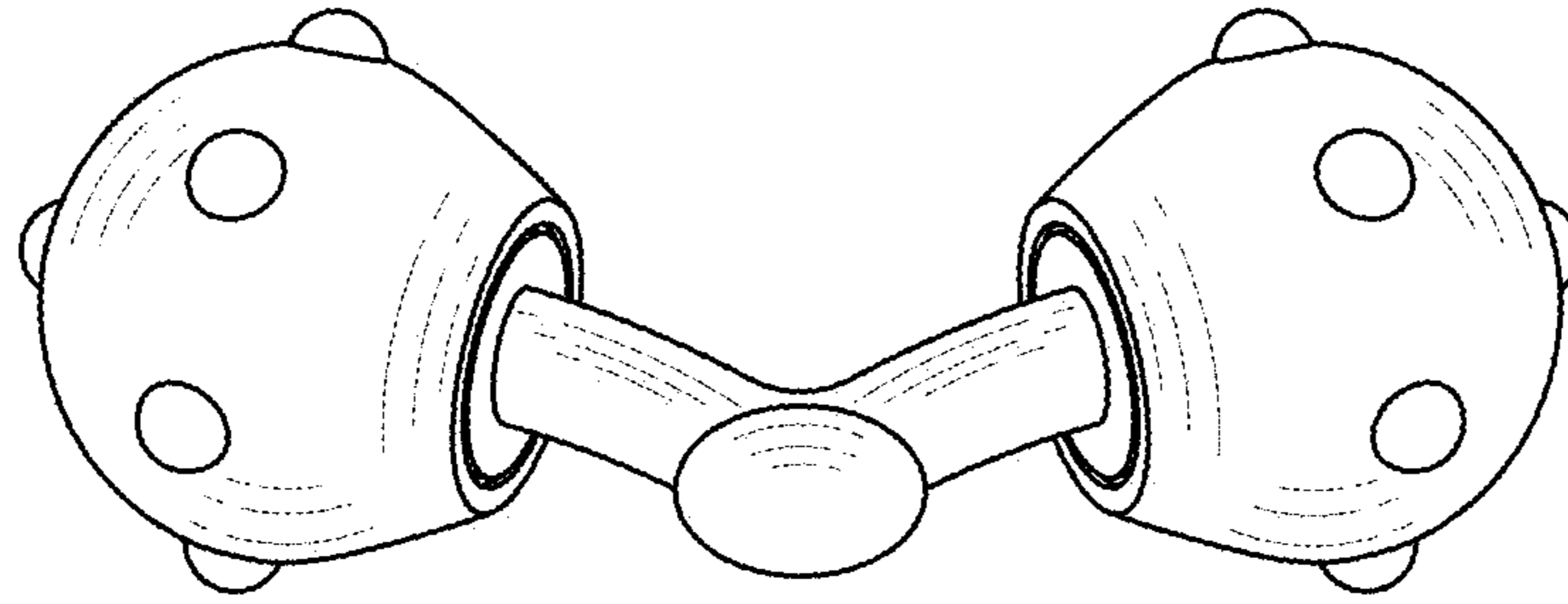


FIG 6

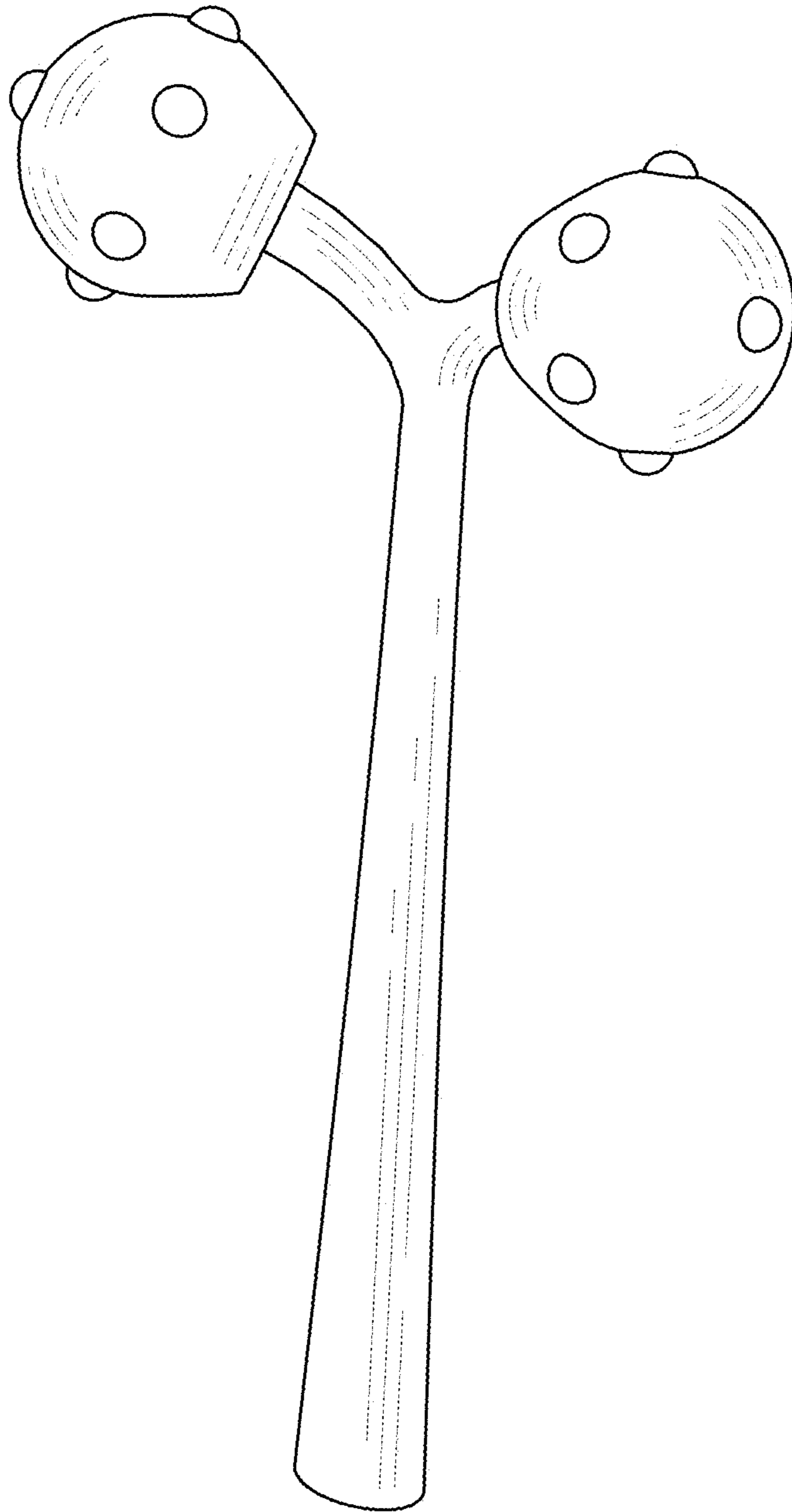


FIG 7