



US00D985785S

(12) **United States Design Patent** (10) **Patent No.:** **US D985,785 S**
Xiao (45) **Date of Patent:** **** May 9, 2023**

(54) **HAND WARMER**

(71) Applicant: **Shenzhen Senyuesheng Technology Co., Ltd.**, Shenzhen (CN)

(72) Inventor: **Meifang Xiao**, Shenzhen (CN)

(73) Assignee: **SHENZHEN SENYUESHENG TECHNOLOGY CO., LTD.**, Shenzhen (CN)

(**) Term: **15 Years**

(21) Appl. No.: **29/808,642**

(22) Filed: **Sep. 22, 2021**

(51) **LOC (14) Cl.** **24-01**

(52) **U.S. Cl.**
USPC **D24/206**

(58) **Field of Classification Search**
USPC D24/141, 200, 209, 206, 207, 208, D24/214-215, 168, 171, 185-192, 231; D13/102-108, 110, 118-119, 184, 199, D13/154, 156, 116; D6/601, 604
CPC . A61B 17/29; A61B 17/0218; A61B 17/2909; A61B 17/282; A61B 7/295; A61B 2017/2926; A61B 10/04; A61B 10/0096; A61B 10/025; A61H 19/30; A61H 19/32; A61H 19/34; A61H 19/40; A61H 19/44; A61H 19/50; A61H 19/00; A61H 2201/0153; A61H 2201/0207; A61H 2201/0263; A61H 2201/0111; A61H 2201/1253; A61H 2205/082; A61H 2205/085; A61H 15/0085; A61M 37/00; A61M 37/0076; A61M 37/0084; A61M 5/46; A61M 5/48; H05B 1/00; H01R 13/516; H01R 13/518; H01R 13/46; H01R 13/52; H01R 13/50; H01R 13/506; H01R 13/5213; H02G 15/18; H01M 2250/30; H01M 2250/40; H01M 2200/30; H01M 10/44; H01M 10/46; H01M 10/465; H01M 10/482; H01M 10/4257; H01M 10/0436; H01M 10/48; A61F 7/02; A61F 7/10; A61F

(Continued)

(56) **References Cited**

U.S. PATENT DOCUMENTS

D901,027 S * 11/2020 Luo D24/206
D919,824 S * 5/2021 Zhu D24/206

(Continued)

FOREIGN PATENT DOCUMENTS

CN 307082488 * 9/2021

OTHER PUBLICATIONS

Hand Warmers Rechargeable., first available Sep. 8, 2022, amazon.ca, [online], [site visited Jan. 23, 2023], Available from internet URL: <https://www.amazon.ca/Rechargeable-Electric-Handwarmer-Long-Lasting-Reusable/dp/B0BD8KPWHY/> (Year: 2022).*

(Continued)

Primary Examiner — Samantha Q Lawrence

Assistant Examiner — Holly M Rodriguez

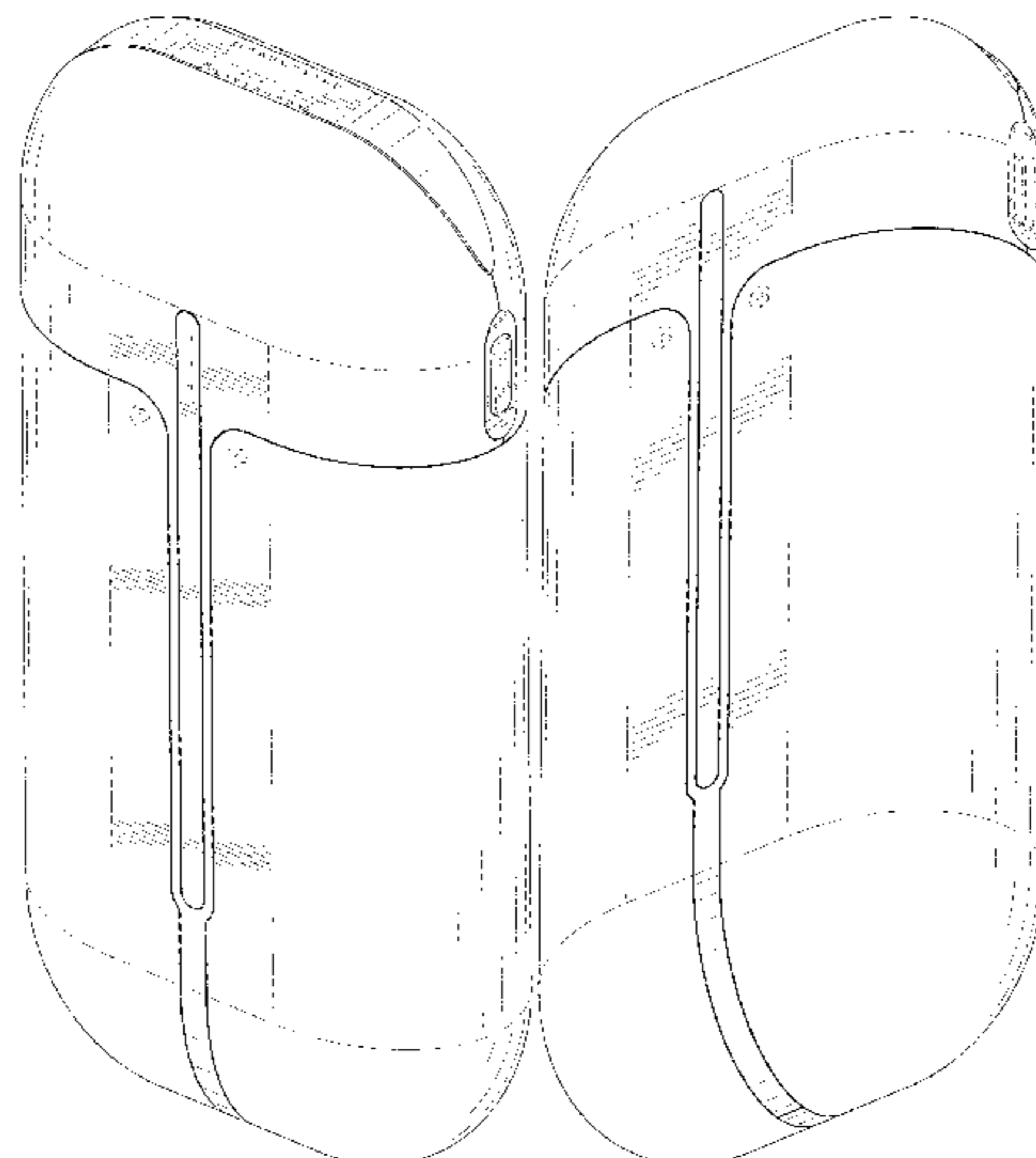
(57) **CLAIM**

The ornamental design for a hand warmer, as shown and described.

DESCRIPTION

FIG. 1 is a perspective view of a hand warmer showing my new design;
FIG. 2 is another perspective view thereof;
FIG. 3 is a front elevational view thereof;
FIG. 4 is a rear elevational view thereof;
FIG. 5 is a left side elevational view thereof;
FIG. 6 is a right side elevational view thereof;
FIG. 7 is a top plan view thereof; and,
FIG. 8 is a bottom plan view thereof.
The broken lines in the drawings depict portions of the hand warmer that form no part of the claimed design.

1 Claim, 8 Drawing Sheets



(58) **Field of Classification Search**

CPC 7/106; A61F 2007/0001; A61F 2007/0024;
A61F 2007/0025; A61F 2007/0026; A61F
2007/0027; A61F 2007/0029; A61F
2007/0091; A61F 2007/0092; A61F
2007/0215; A61F 2007/0217; A61F
2007/0219; A61N 1/36014; A61N
1/36021; A61N 1/36057; A61N 1/36036

See application file for complete search history.

(56) **References Cited**

U.S. PATENT DOCUMENTS

D955,985 S * 6/2022 Xie D13/108
D957,658 S * 7/2022 Ye D24/206

OTHER PUBLICATIONS

Karecel Hand Warmers Rechargeable, first available Aug. 24, 2022,
amazon.com, [online], [site visited Jan. 11, 2023], Available from
internet URL: <https://www.amazon.com/Karecel-Rechargeable-10000mAh-Electric-Handwarmers/dp/B0BBSF87NJ/?th=1> (Year:
2022).*

* cited by examiner

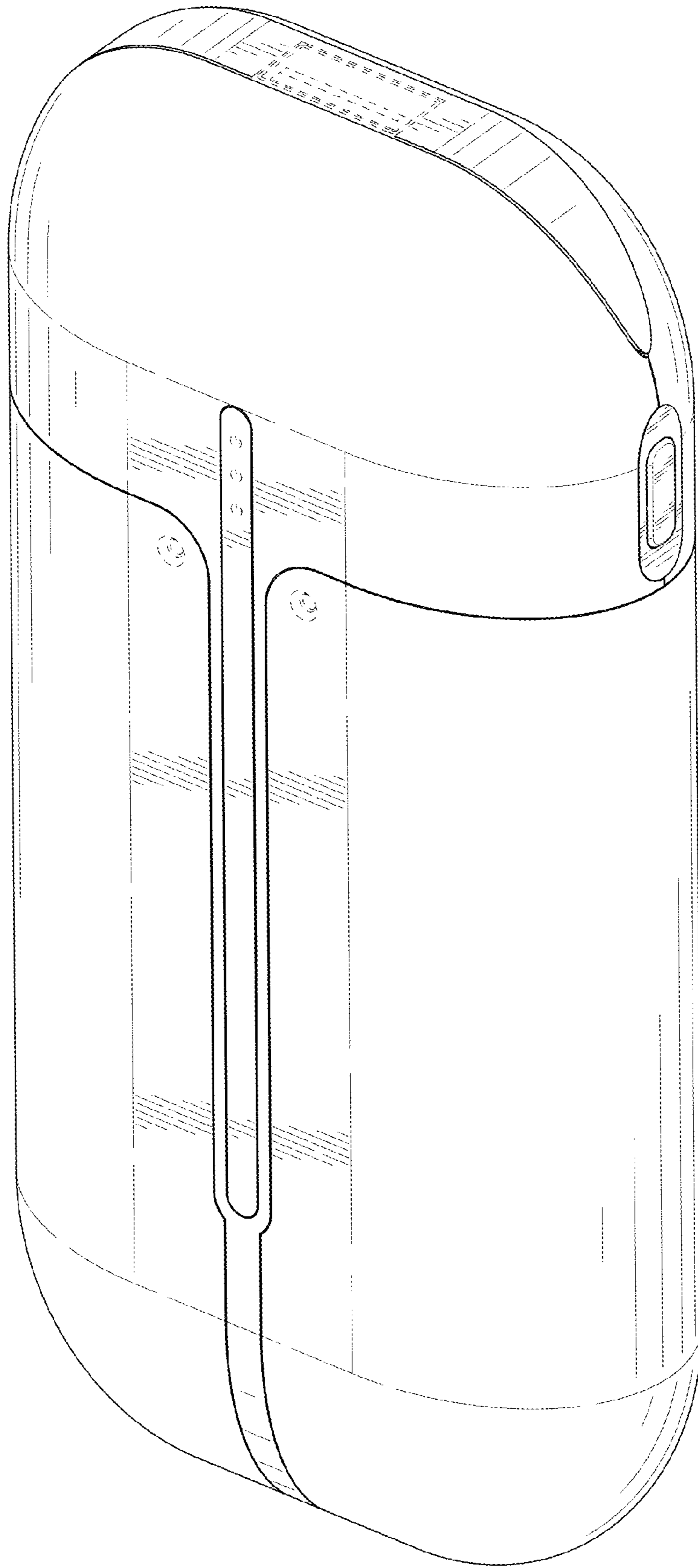


FIG. 1

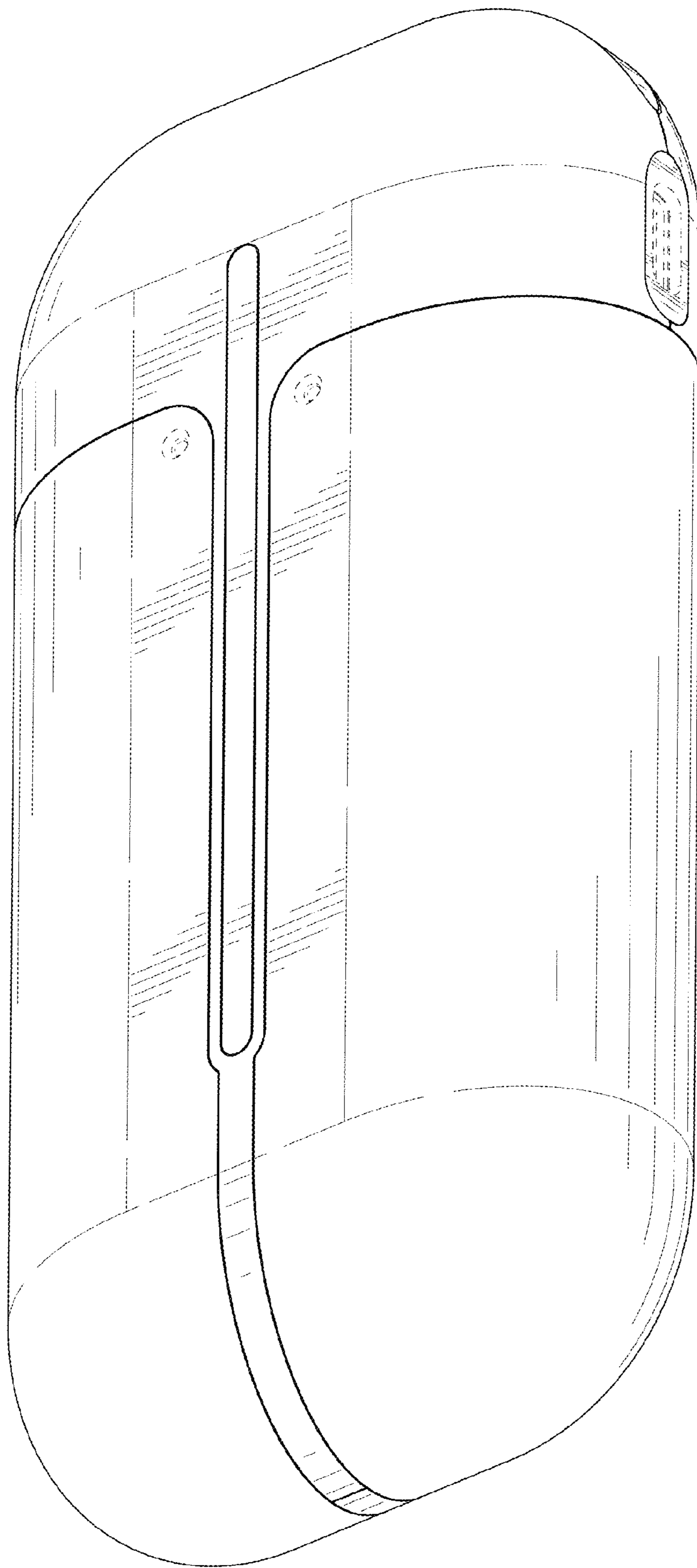


FIG. 2

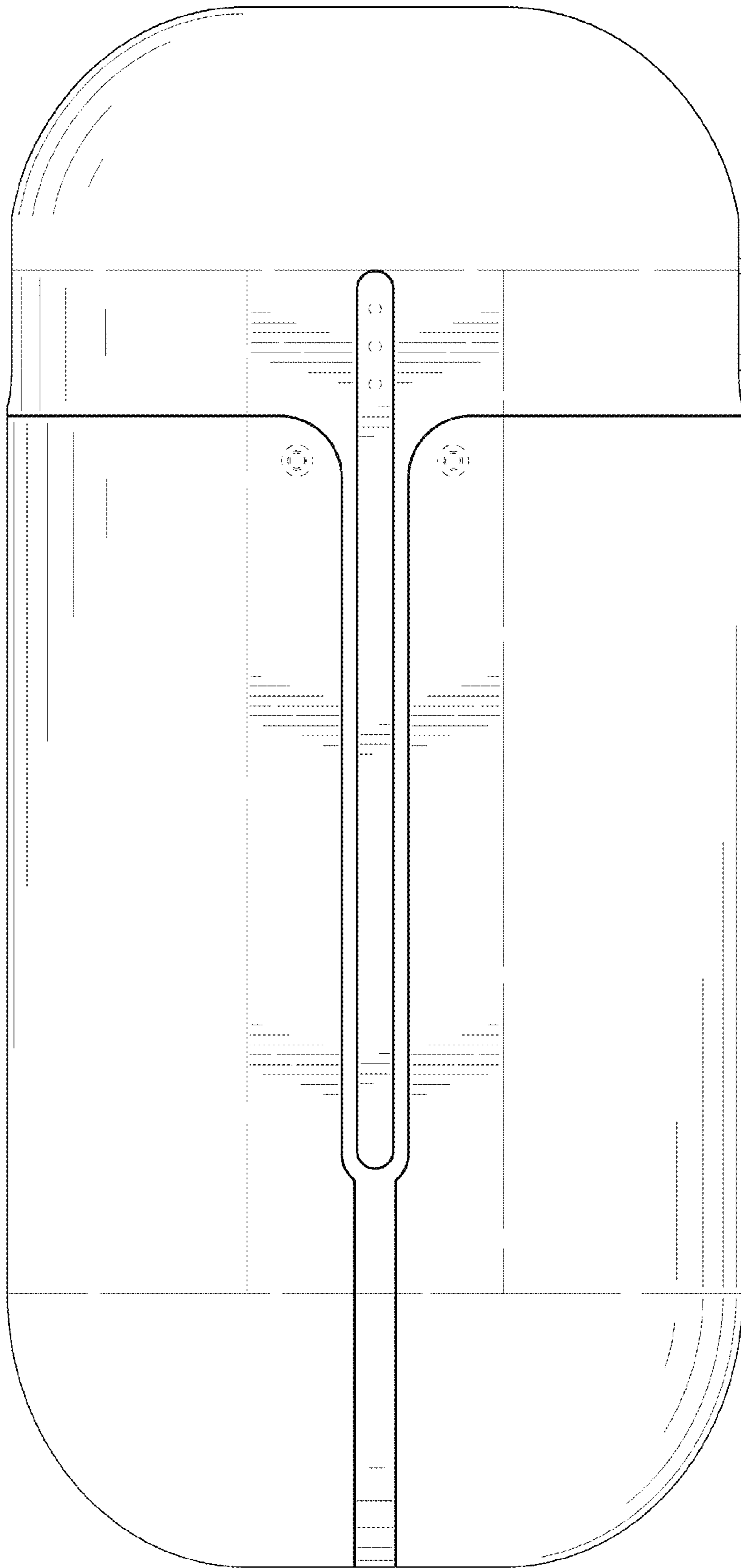


FIG. 3

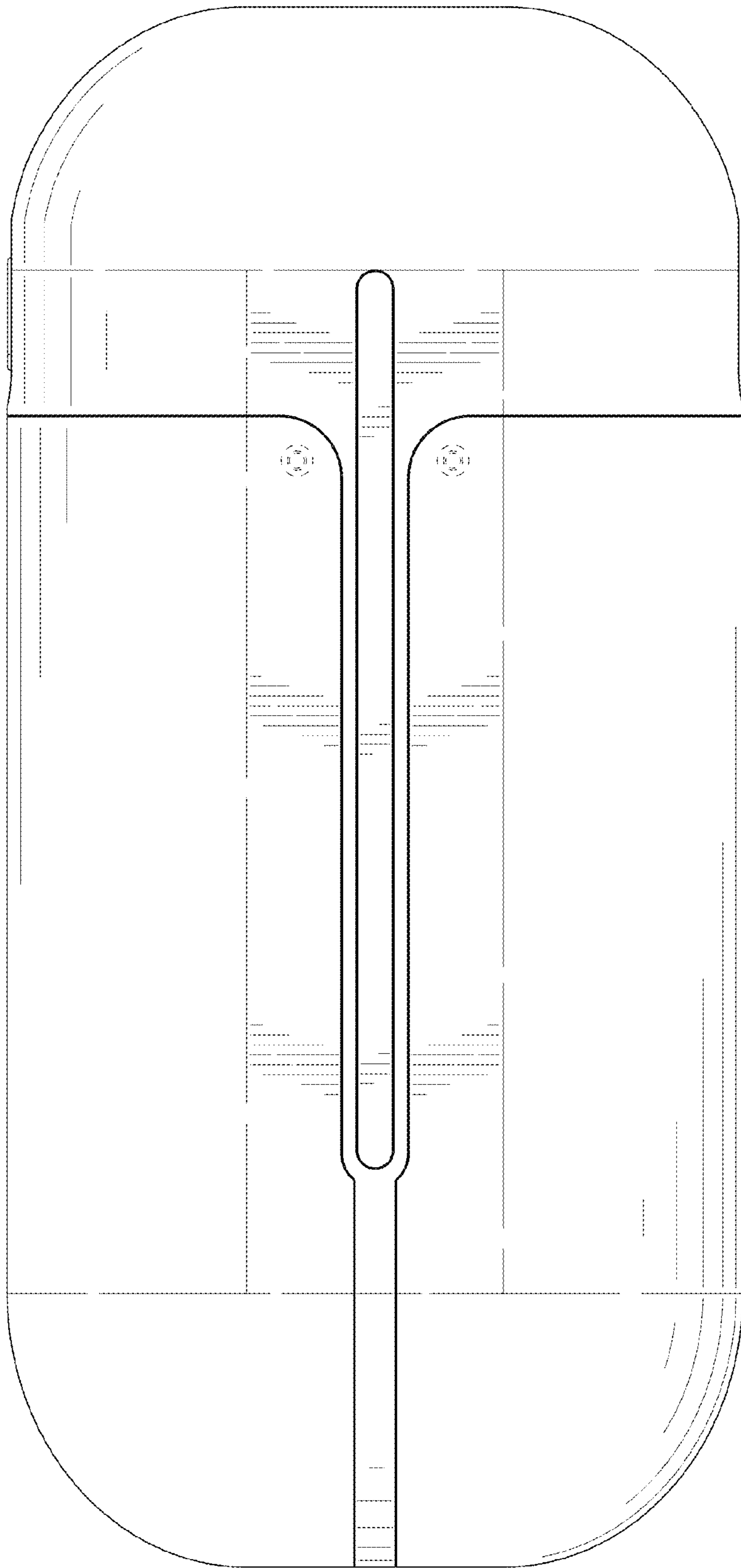


FIG. 4




FIG. 5




FIG. 6

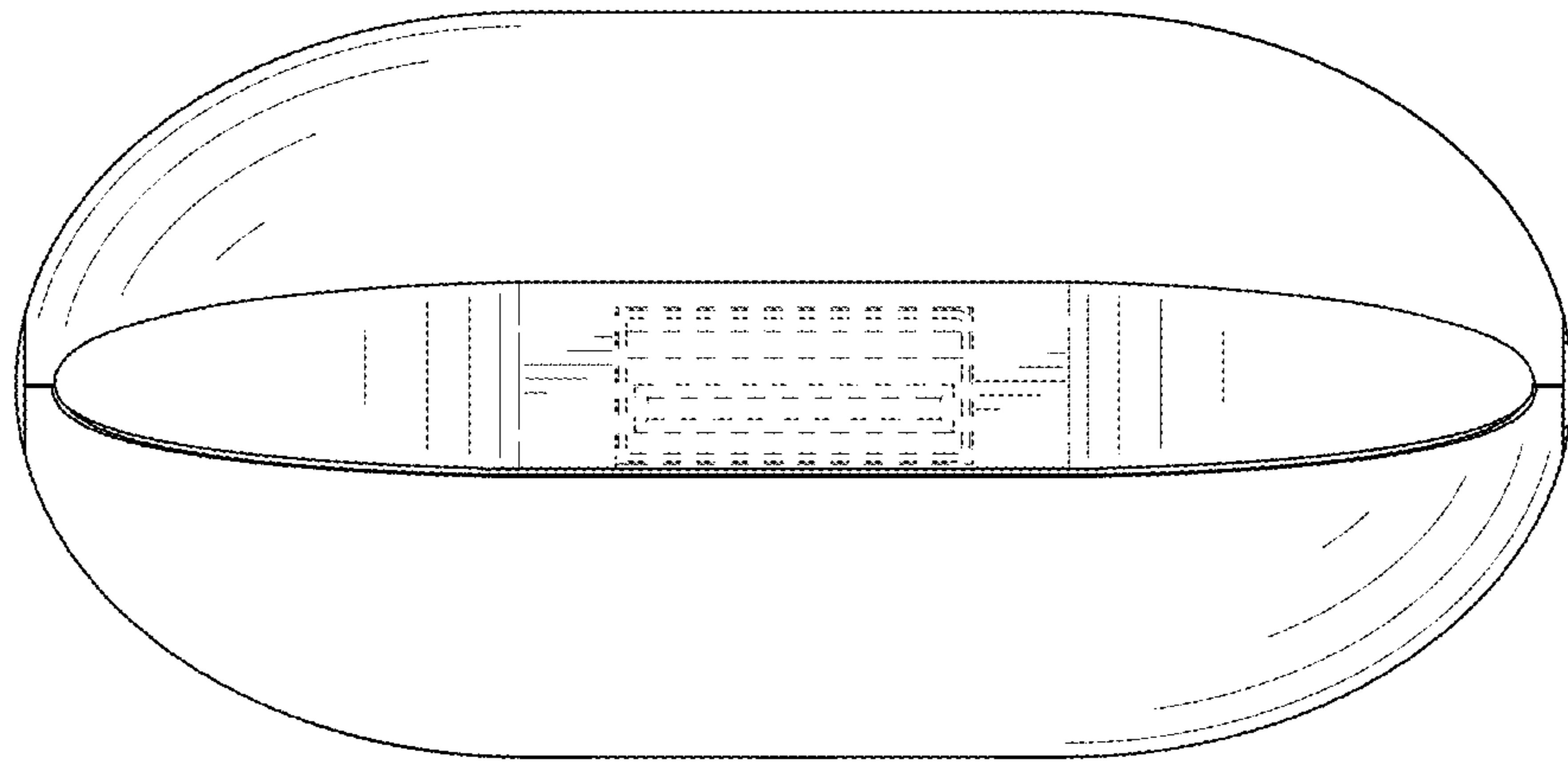


FIG. 7

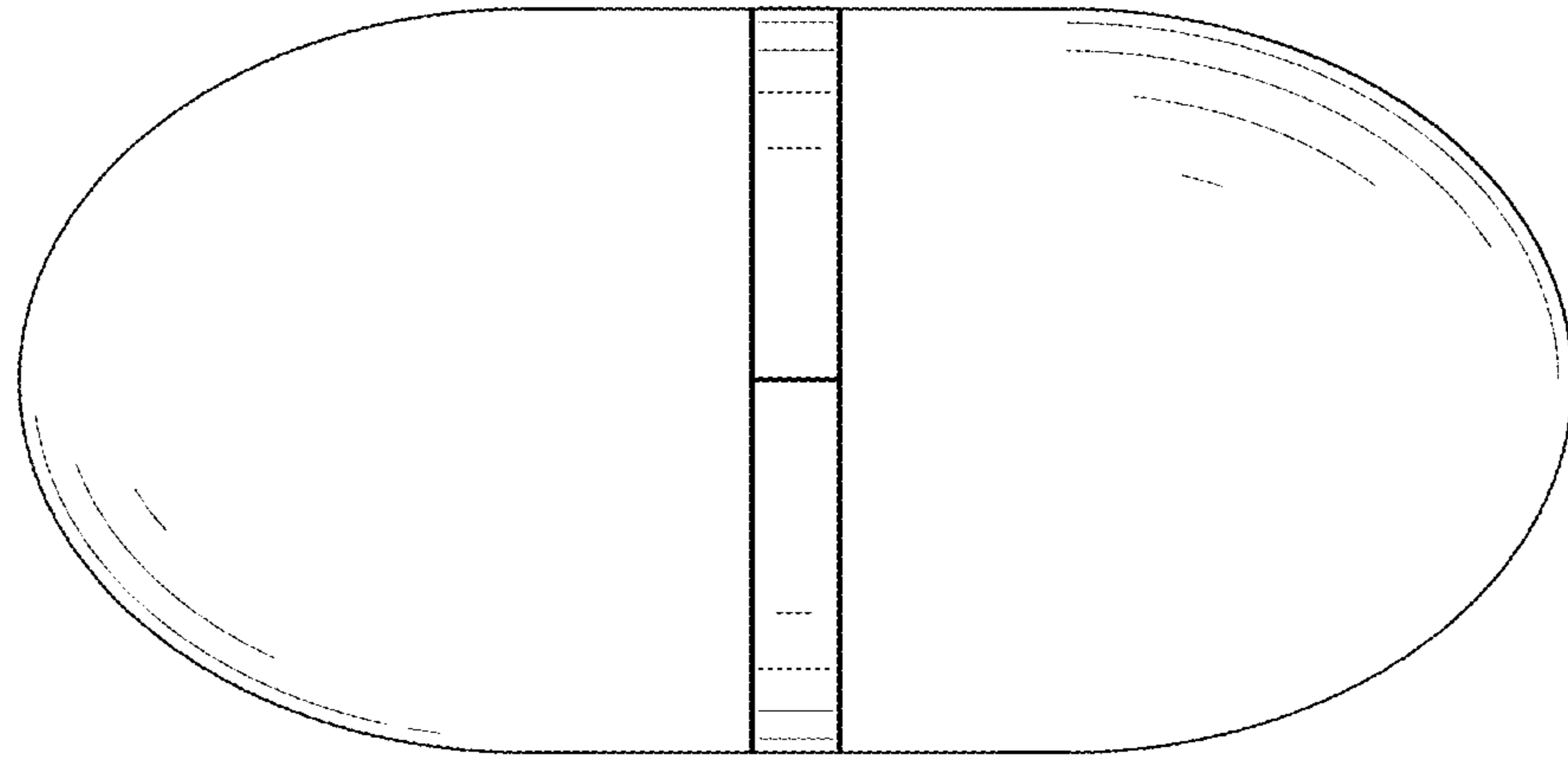


FIG. 8