



US00D985784S

(12) **United States Design Patent** (10) **Patent No.:** **US D985,784 S**
Liu (45) **Date of Patent:** **** May 9, 2023**

(54) **HAND WARMER**

(71) Applicant: **Xiaoxuan Liu**, Guangdong (CN)

(72) Inventor: **Xiaoxuan Liu**, Guangdong (CN)

(**) Term: **15 Years**

(21) Appl. No.: **29/804,324**

(22) Filed: **Aug. 19, 2021**

(51) **LOC (14) Cl.** **24-01**

(52) **U.S. Cl.**
USPC **D24/206**

(58) **Field of Classification Search**

USPC D24/141, 200, 209, 206, 207, 208,
D24/214-215, 168, 171, 185-192, 231;
D13/102-108, 110, 118-119, 184, 199,
D13/154, 156, 116; D6/601, 604
CPC . A61B 17/29; A61B 17/0218; A61B 17/2909;
A61B 17/282; A61B 7/295; A61B
2017/2926; A61B 10/04; A61B 10/0096;
A61B 10/025; A61H 19/30; A61H 19/32;
A61H 19/34; A61H 19/40; A61H 19/44;
A61H 19/50; A61H 19/00; A61H
2201/0153; A61H 2201/0207; A61H
2201/0263; A61H 2201/0111; A61H
2201/1253; A61H 2205/082; A61H
2205/085; A61H 15/0085; A61M 37/00;
A61M 37/0076; A61M 37/0084; A61M
5/46; A61M 5/48; H05B 1/00; H01R
13/516; H01R 13/518; H01R 13/46;
H01R 13/52; H01R 13/50; H01R 13/506;
H01R 13/5213; H02G 15/18; H01M
2250/30; H01M 2250/40; H01M 2200/30;
H01M 10/44; H01M 10/46; H01M
10/465; H01M 10/482; H01M 10/4257;
H01M 10/0436; H01M 10/48; A61F 7/02;
A61F 7/10; A61F 7/106; A61F
2007/0001; A61F 2007/0024;

(Continued)

(56) **References Cited**

U.S. PATENT DOCUMENTS

D316,942 S * 5/1991 Johnson D6/601
D912,261 S * 3/2021 Tang D24/206

(Continued)

FOREIGN PATENT DOCUMENTS

CN 307009029 * 8/2021
CN 307070046 * 9/2021
CN 307468449 * 3/2022

OTHER PUBLICATIONS

Hapaw 10000mAh Hand Warmers, first available Aug. 25, 2022,
amazon.co.uk, [online], [site visited Jan. 28, 2023], Available from
internet URL: <https://www.amazon.co.uk/dp/B0BB7Q57R6/> (Year:
2022).*

(Continued)

Primary Examiner — Samantha Q Lawrence
Assistant Examiner — Holly M Rodriguez
(74) *Attorney, Agent, or Firm* — ScienBiziP, P.C.

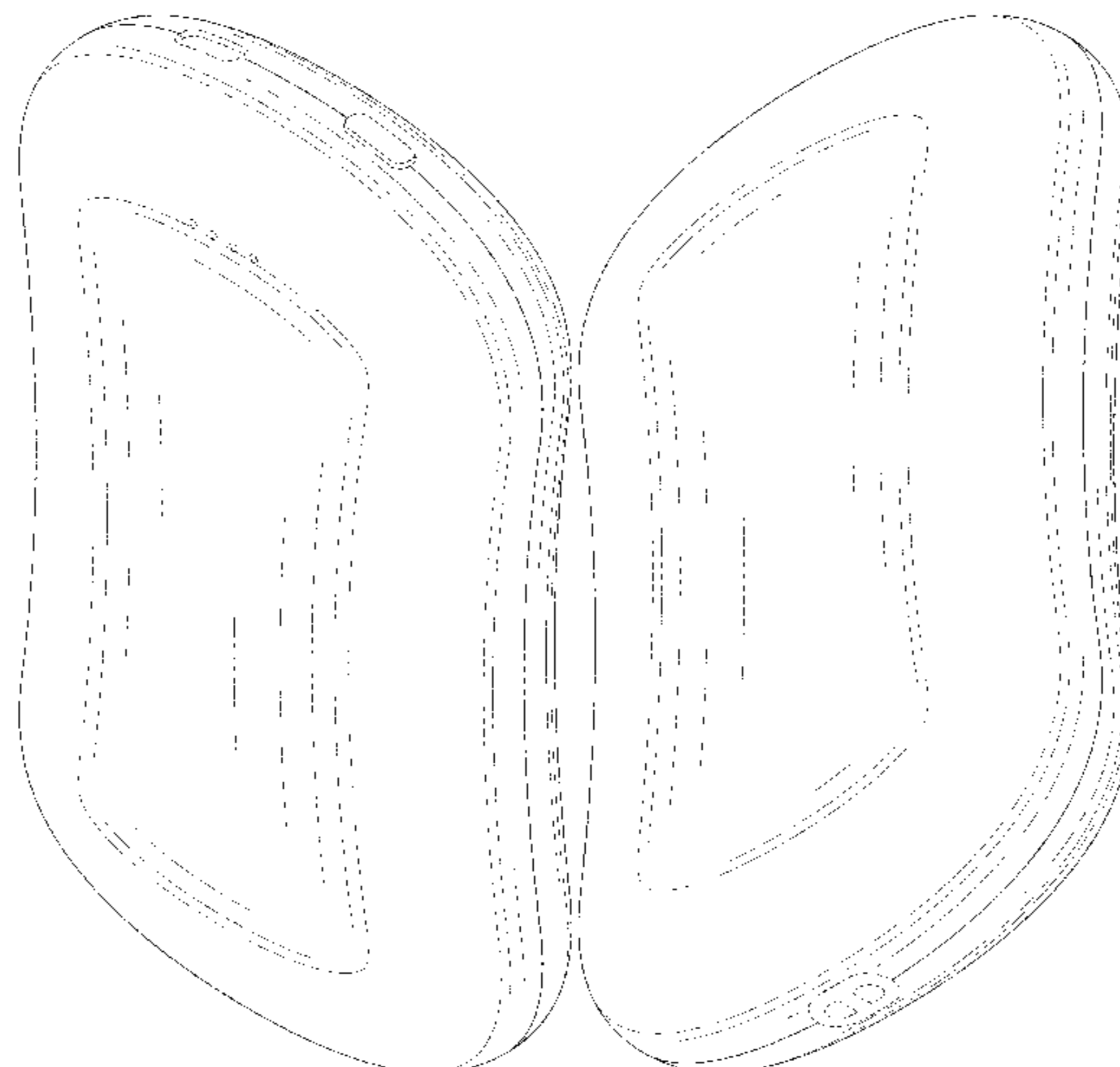
(57) **CLAIM**

The ornamental design for a hand warmer, as shown and
described.

DESCRIPTION

FIG. 1 is a front, right, and top perspective view of a hand
warmer, showing my design.
FIG. 2 is a rear, left, and bottom perspective view thereof.
FIG. 3 is a front elevation view thereof.
FIG. 4 is a rear elevation view thereof.
FIG. 5 is a left side elevation view thereof.
FIG. 6 is a right side elevation view thereof.
FIG. 7 is a top plan view thereof; and,
FIG. 8 is a bottom plan view thereof.

(Continued)



The broken lines shown in the drawings are included for the purpose of illustrating portions of the hand warmer that form no part of the claimed design.

1 Claim, 8 Drawing Sheets

(58) Field of Classification Search

CPC A61F 2007/0025; A61F 2007/0026; A61F 2007/0027; A61F 2007/0029; A61F 2007/0091; A61F 2007/0092; A61F 2007/0215; A61F 2007/0217; A61F 2007/0219; A61N 1/36014; A61N 1/36021; A61N 1/36057; A61N 1/36036
See application file for complete search history.

(56) References Cited

U.S. PATENT DOCUMENTS

D919,106 S * 5/2021 Zhu D24/206
D955,985 S * 6/2022 Xie D13/108
D957,658 S * 7/2022 Ye D24/206

OTHER PUBLICATIONS

Vooneen Hand Warmers, first available Jul. 23, 2020, amazon.co.uk, [online], [site visited Jan. 28, 2023], Available from internet URL: <https://www.amazon.co.uk/dp/B08DHTV58L/> (Year: 2020).*
Hand Warmer, first available Jul. 22, 2020, amazon.ca, [online], [site visited Jan. 23, 2023], Available from internet URL: <https://www.amazon.ca/9000mah-Electric-Portable-Reusable-Outdoor/dp/B08DCMLC45/> (Year: 2020).*

* cited by examiner



FIG. 1



FIG. 2




FIG. 3




FIG. 4




FIG. 5




FIG. 6

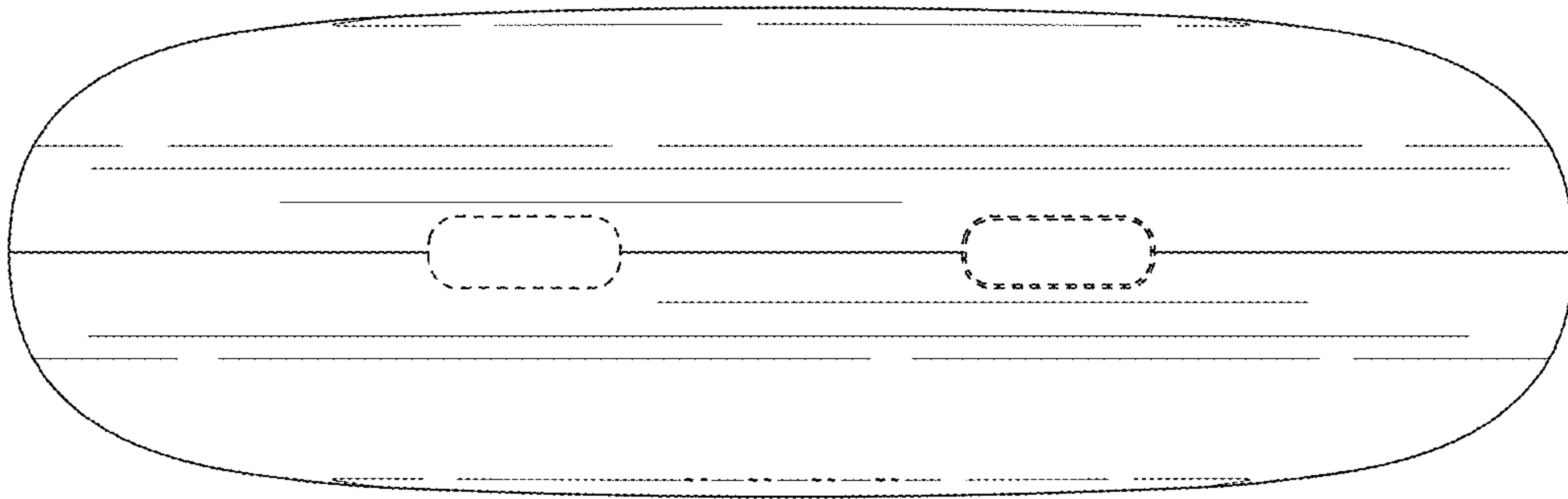


FIG. 7

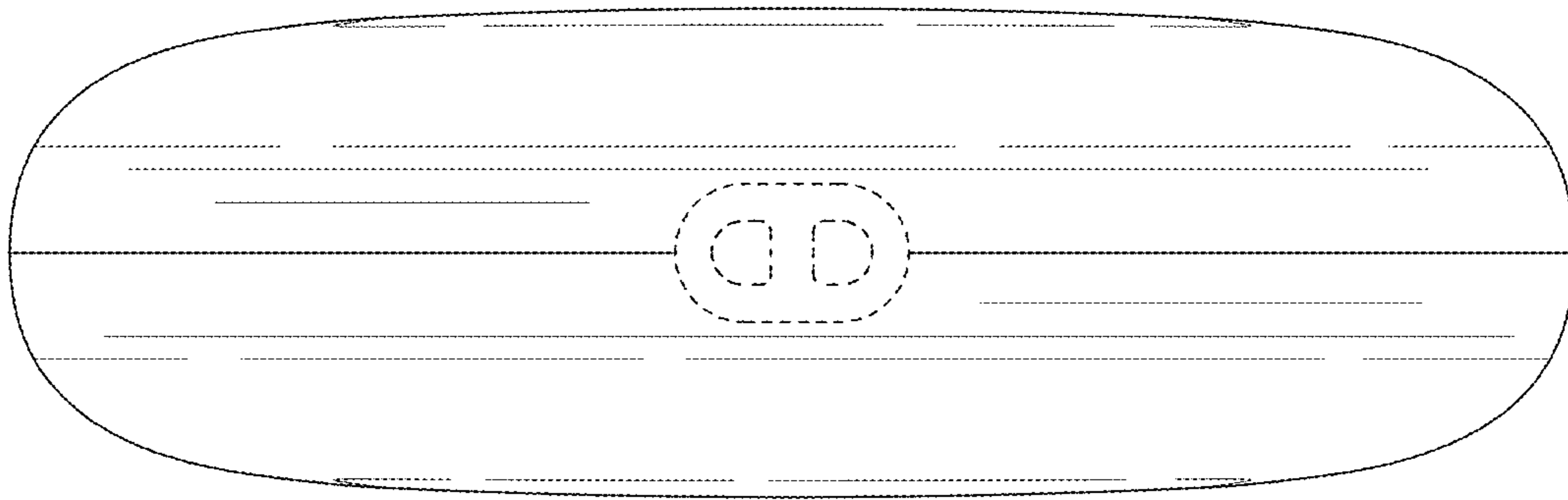


FIG. 8