



US00D985776S

(12) **United States Design Patent**
Tsai et al.

(10) **Patent No.:** **US D985,776 S**

(45) **Date of Patent:** **** May 9, 2023**

(54) **FETAL MONITORING DEVICE**

(71) Applicant: **SiriuXense Co., Ltd**, Hsinchu (TW)

(72) Inventors: **Fu-Ji Tsai**, New Taipei (TW);
Chih-Chien Lu, Taoyuan (TW); **Ji-De Huang**, Hsinchu (TW); **Ju-Yu Hung**, Taichung (TW); **Chen-I Kuo**, Taipei (TW)

(73) Assignee: **SIRIUXENSE CO., LTD.**, Hsinchu (TW)

(**) Term: **15 Years**

(21) Appl. No.: **29/806,739**

(22) Filed: **Sep. 6, 2021**

(30) **Foreign Application Priority Data**

Jul. 26, 2021 (TW) 110303850

(51) **LOC (14) Cl.** **24-02**

(52) **U.S. Cl.**
USPC **D24/187**

(58) **Field of Classification Search**
USPC D24/107, 168, 186, 187, 189, 200
CPC A61B 5/042; A61B 5/0404; A61B 5/0416;
A61N 1/046; A61N 1/0472
See application file for complete search history.

(56) **References Cited**

U.S. PATENT DOCUMENTS

D361,555 S * 8/1995 Erickson D24/155
6,298,255 B1 * 10/2001 Cordero A61B 5/303
600/372

D519,636 S * 4/2006 Okuda D24/168
D701,315 S * 3/2014 Huang D24/164
D705,428 S * 5/2014 Cheney D24/189
D748,275 S * 1/2016 Vosch D24/187
D775,730 S * 1/2017 Suwito D24/147
D790,069 S * 6/2017 Wong D24/187
D801,528 S * 10/2017 Bardy D24/167
D816,229 S * 4/2018 Frick D24/169
D842,996 S * 3/2019 Frick D24/169
D914,222 S * 3/2021 Buggedo-Albizuri D24/189
D926,325 S * 7/2021 Barry D24/169
D935,617 S * 11/2021 Vardi D24/167
D940,881 S * 1/2022 Hadley D24/186
D972,150 S * 12/2022 Kale D24/186

* cited by examiner

Primary Examiner — Omeed Agilee

(57) **CLAIM**

The ornamental design for a fetal monitoring device, as shown and described.

DESCRIPTION

FIG. 1 is a top, front and left side perspective view of a fetal monitoring device showing our design;
FIG. 2 is a front view thereof;
FIG. 3 is a rear view thereof;
FIG. 4 is a left side view thereof, left and right side views being mirror images to each other;
FIG. 5 is a top view thereof;
FIG. 6 is a bottom view thereof; and,
FIG. 7 is a top, rear and left side perspective view thereof.

1 Claim, 7 Drawing Sheets



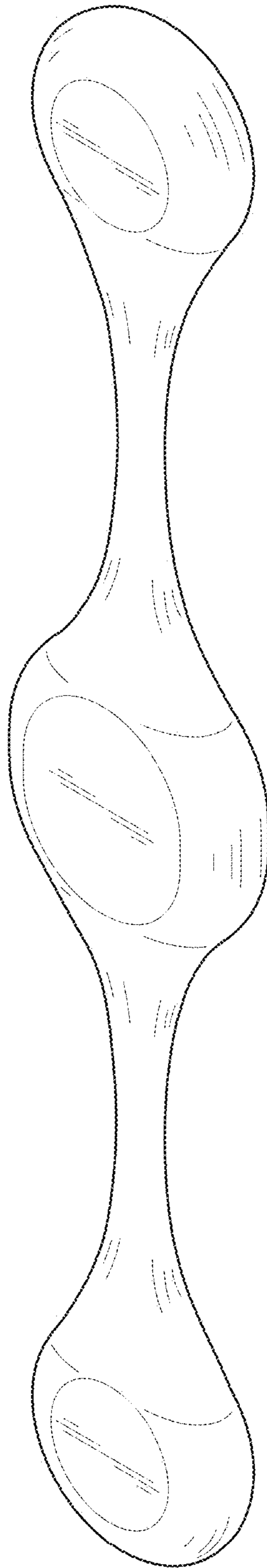


FIG. 1

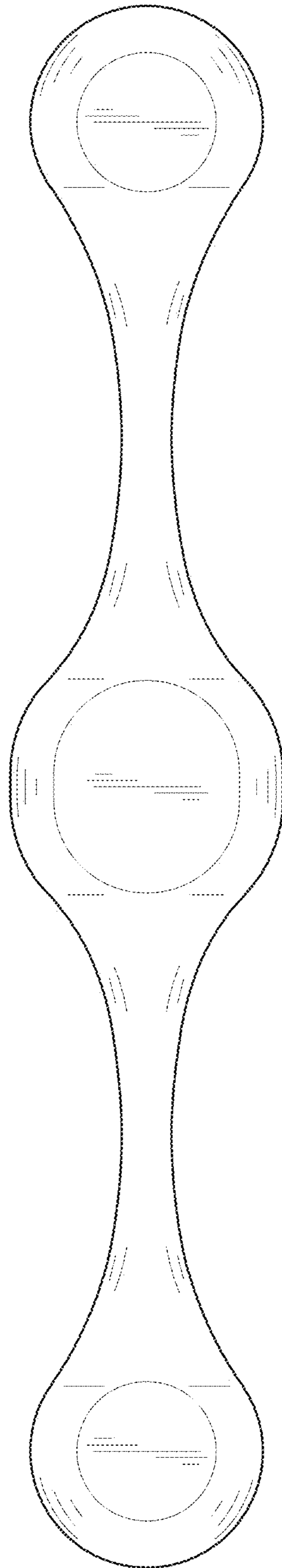


FIG. 2

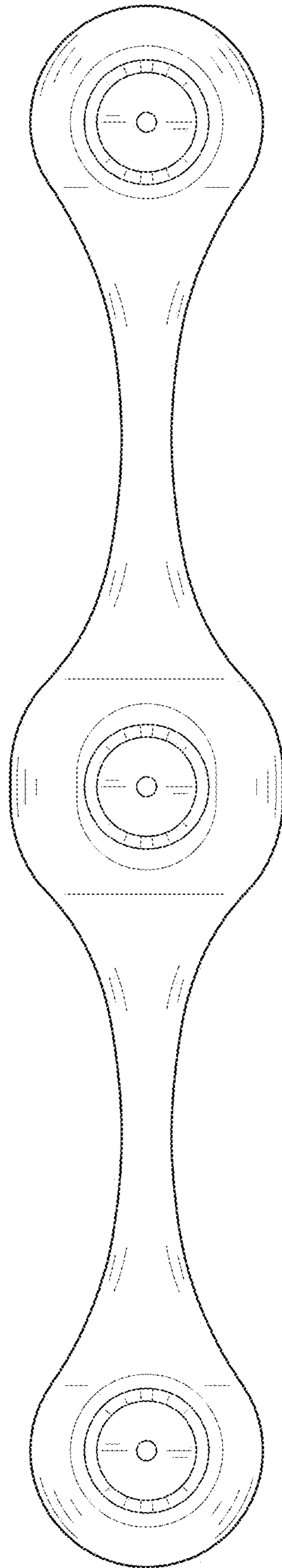


FIG. 3

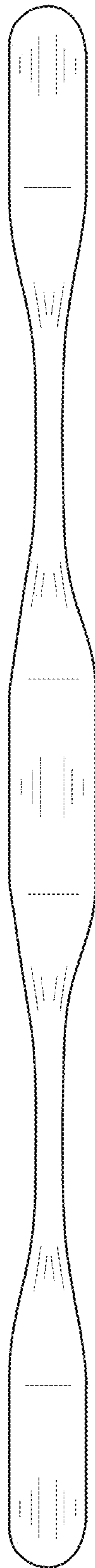


FIG. 4



FIG. 5



FIG. 6

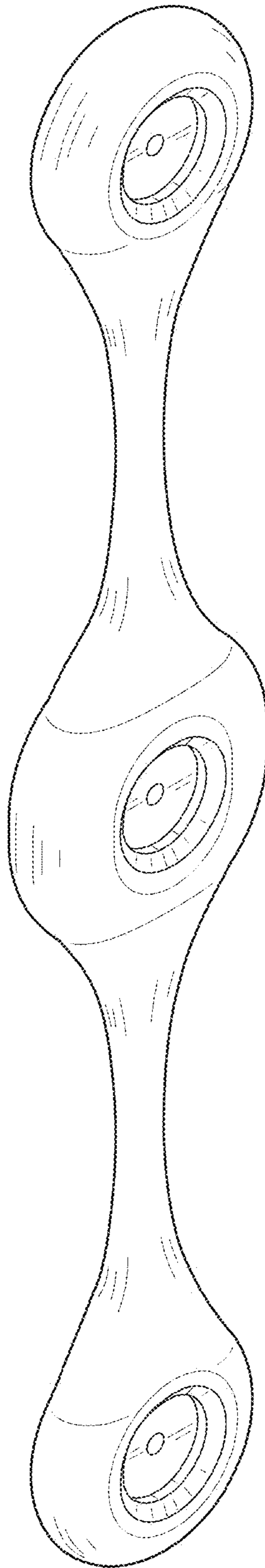


FIG. 7