



US00D985768S

(12) **United States Design Patent** (10) **Patent No.:** **US D985,768 S**
Parr, Jr. (45) **Date of Patent:** **** May 9, 2023**

(54) **FOOTBALL SHAPED ABSORBENT URINE PAD**
(71) Applicant: **Irvin L. Parr, Jr.**, Valrico, FL (US)
(72) Inventor: **Irvin L. Parr, Jr.**, Valrico, FL (US)
(**) Term: **15 Years**
(21) Appl. No.: **29/725,216**
(22) Filed: **Feb. 24, 2020**
(51) **LOC (14) Cl.** **24-04**
(52) **U.S. Cl.**
USPC **D24/124**
(58) **Field of Classification Search**
USPC D24/124–126, 188–190; D29/101.5, 119;
D2/700, 701; D32/19, 39, 40; D20/29
CPC A61F 13/15; A61F 13/45; A61F 13/47;
A61F 13/4704; A61F 13/47218; A61F
13/47236; A61F 13/47272; A61F 13/475;
A61F 13/4751; A61F 13/4752; A61F
13/4755; A61F 13/4756; A61F 13/4757;
A61F 13/4758; A61F 13/476; A61F
13/56; A61F 13/5605; A61F 13/5611;
A61F 13/5616; A61F 13/535; A61F
13/539; A61F 2013/16; A61F 2013/4587;
A61F 2013/4706; A61F 2013/4708
See application file for complete search history.

(56) **References Cited**
U.S. PATENT DOCUMENTS
D340,985 S * 11/1993 Arginsky D24/189
D354,349 S * 1/1995 Grein D30/118
D355,975 S * 3/1995 Patoskie D21/712
D487,659 S * 3/2004 Kerr D6/707.13
D515,280 S * 2/2006 Luciano D20/29

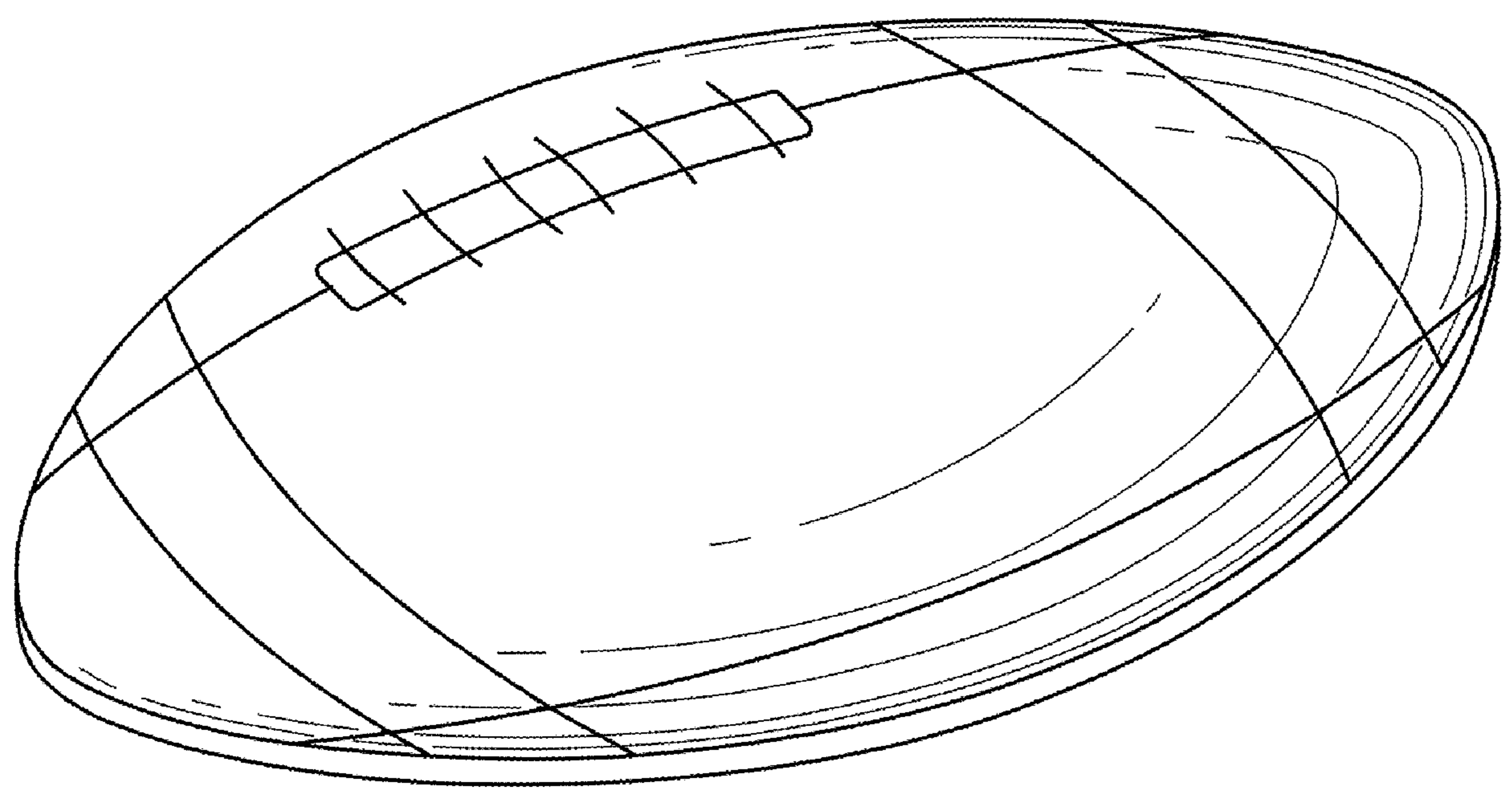
D563,616 S * 3/2008 Lynde D32/40
D642,825 S * 8/2011 Hayek D6/688.1
D659,330 S * 5/2012 Davis D32/43
D691,780 S * 10/2013 Hodges D2/719
D878,609 S * 3/2020 Simmons D24/189
D879,978 S * 3/2020 Bannwart D24/189
D891,625 S * 7/2020 Sharkus D24/189
D927,705 S * 8/2021 Bannwart D24/189
D954,271 S * 6/2022 Wallace D24/188

* cited by examiner
Primary Examiner — Daniel J Domino
Assistant Examiner — Lee D. Starr
(74) *Attorney, Agent, or Firm* — Sanchelima &
Associates, P.A.; Christian Sanchelima; Jesus Sanchelima

(57) **CLAIM**
The ornamental design for a football shaped absorbent urine pad, as shown and described.

DESCRIPTION
FIG. 1 is an isometric view of a football shaped absorbent urine pad showing my new design;
FIG. 2 is a front elevational view thereof;
FIG. 3 is a rear elevational view thereof;
FIG. 4 is a left side elevational view thereof;
FIG. 5 is a right elevational view thereof;
FIG. 6 is a top plan view thereof;
FIG. 7 is a bottom plan view thereof; and,
FIG. 8 is my design in an operational setting adhered to boxer shorts.
The broken line showing of boxer shorts in FIG. 8 depicts environmental subject matter which forms no part of the claimed design. All other broken lines depict portions of the football shaped absorbent urine pad that form no part of the claimed design.

1 Claim, 6 Drawing Sheets



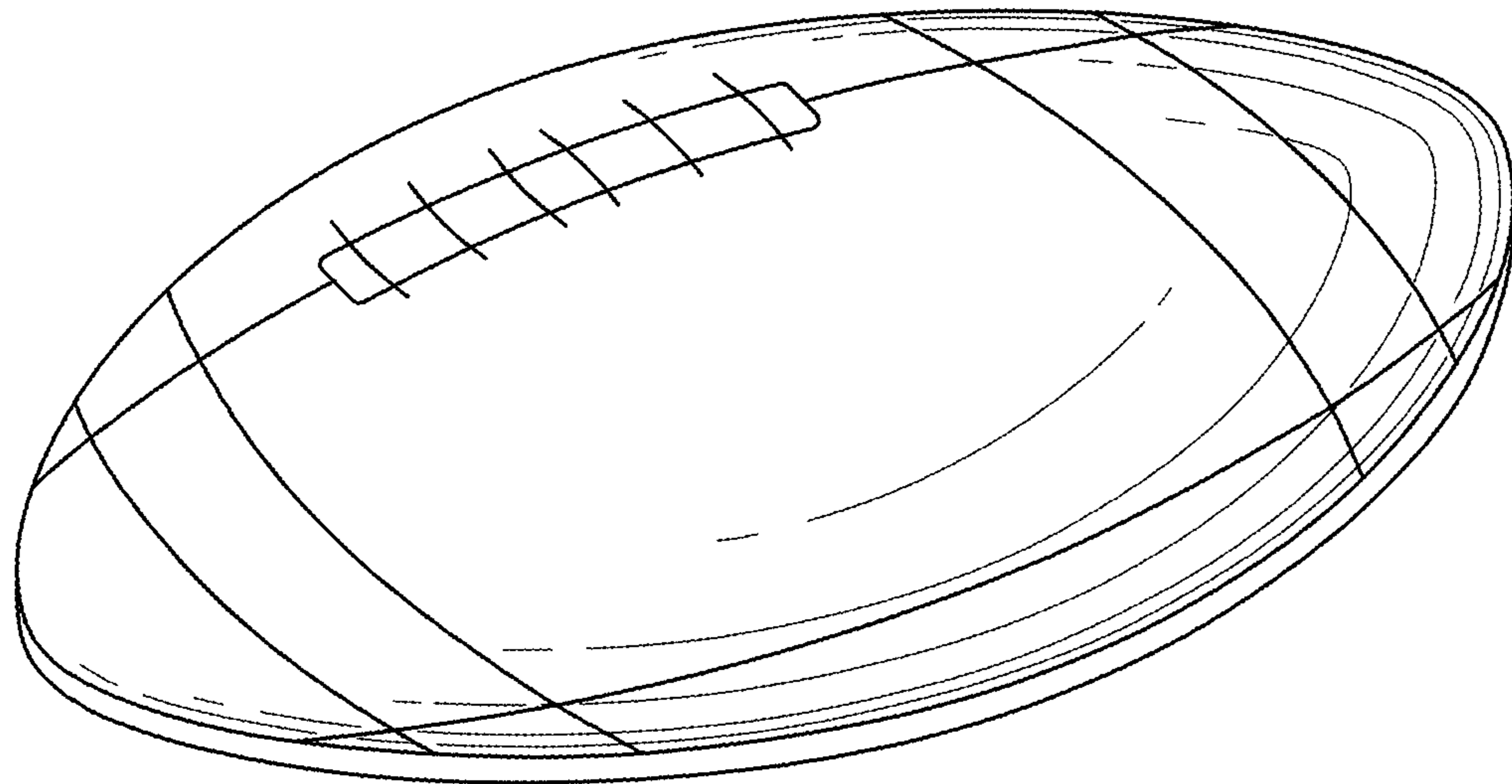


FIG. 1

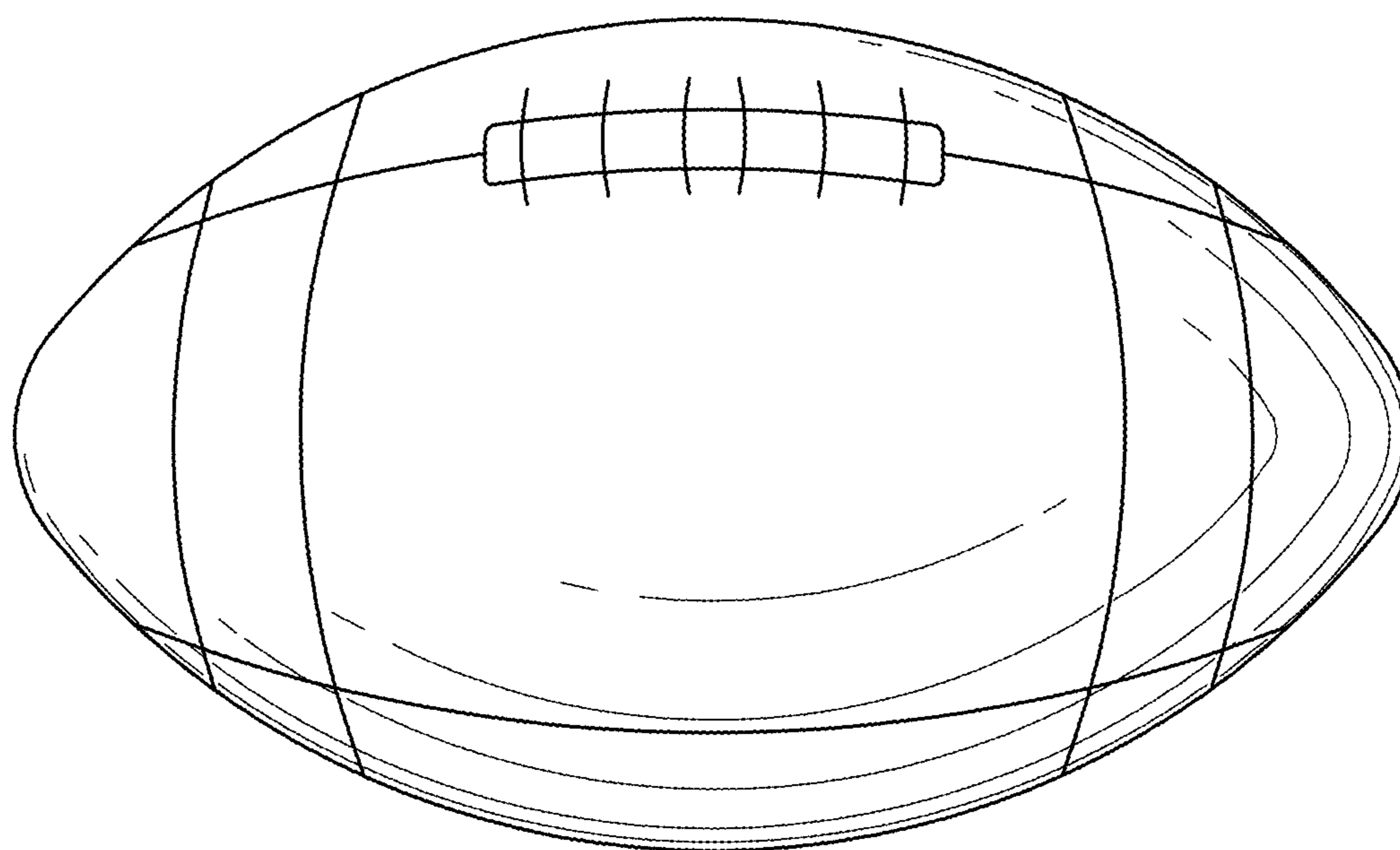


FIG. 2

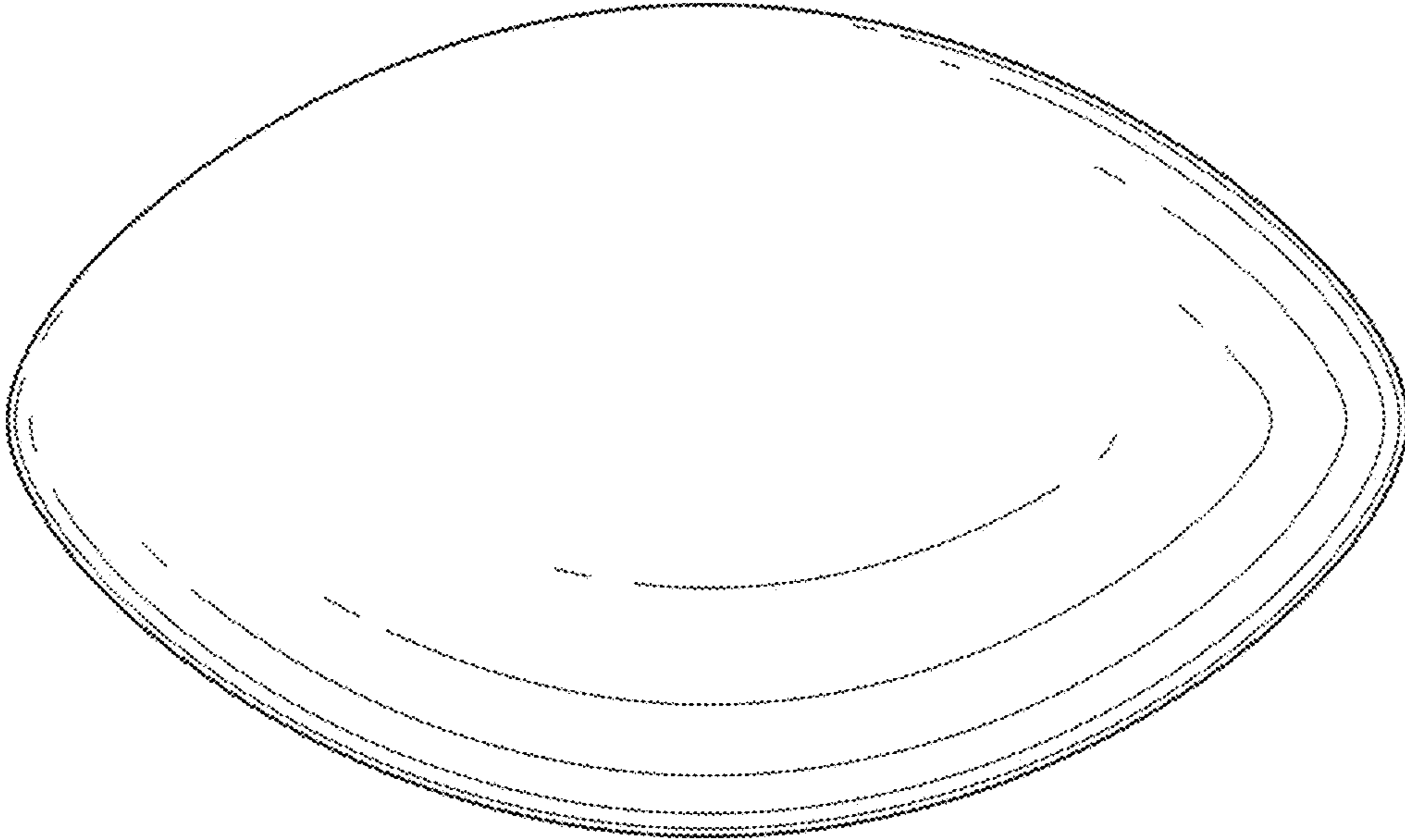


FIG. 3



FIG. 4



FIG. 5




FIG. 6



FIG. 7

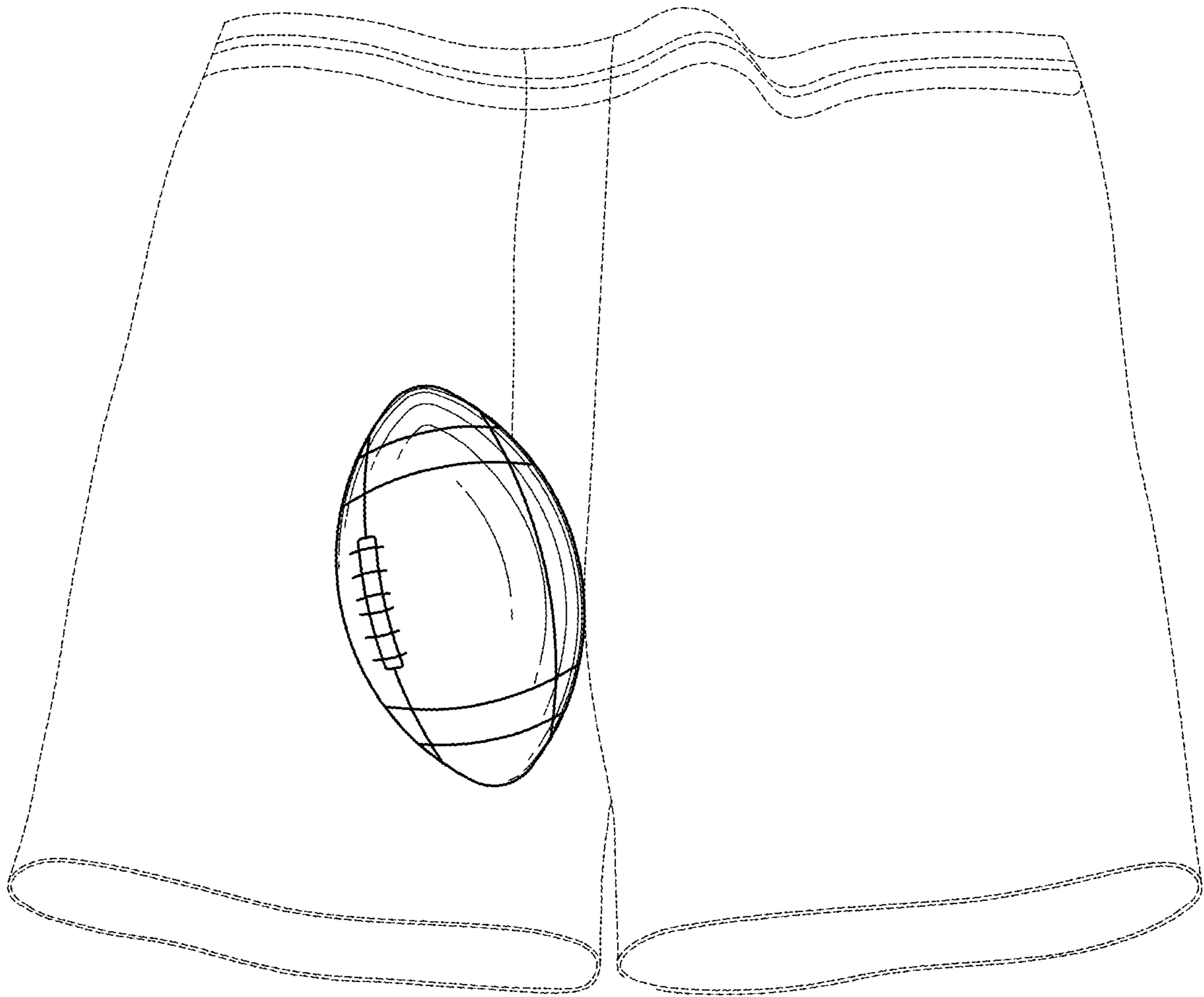


FIG. 8