



US00D985766S

(12) **United States Design Patent**
Eves et al.

(10) **Patent No.:** **US D985,766 S**

(45) **Date of Patent:** **** May 9, 2023**

(54) **COMBINED CUSHION AND FRAME
MODULE FOR PATIENT INTERFACE**

(71) Applicant: **ResMed Pty Ltd**, Bella Vista (AU)

(72) Inventors: **Matthew Eves**, Sydney (AU);
Ravikumar Baluchagi, Sydney (AU);
Elisa Anne Jeffery, Sydney (AU);
Chiew Khuen Wong, Sydney (AU);
Gerard Michael Rummery, Woodford
(AU); **Lachlan Richard Goldspink**,
Sydney (AU); **Luke Emmanuel
Klinkenberg**, Sydney (AU); **Lochlan
Von Moger**, Sydney (AU)

(73) Assignee: **ResMed Pty Ltd**, Bella Vista (AU)

(**) Term: **15 Years**

(21) Appl. No.: **29/795,979**

(22) Filed: **Jun. 22, 2021**

Related U.S. Application Data

(62) Division of application No. 29/703,012, filed on Aug.
23, 2019, now Pat. No. Des. 941,993.

(51) **LOC (14) Cl.** **29-02**

(52) **U.S. Cl.**
USPC **D24/110.2; D24/110.4**

(58) **Field of Classification Search**
USPC **D24/110-110.6, 127, 129; D29/110**
(Continued)

(56) **References Cited**

U.S. PATENT DOCUMENTS

5,243,971 A * 9/1993 Sullivan A61M 16/06
128/207.18

D428,139 S * 7/2000 Smart D24/110.4
(Continued)

OTHER PUBLICATIONS

Eves et al., U.S. Appl. No. 29/703,012, filed Aug. 23, 2019, for
“Patient Interface and/or Components Thereof,” (parent applica-
tion).

Primary Examiner — Aula Soroush

(74) *Attorney, Agent, or Firm* — Nixon & Vanderhye P.C.

(57) **CLAIM**

The ornamental design for a combined cushion and frame
module for patient interface, as shown and described.

DESCRIPTION

FIG. 1 is a front perspective view of a combined cushion and
frame module for patient interface showing a first embodi-
ment of our new design;

FIG. 2 is an enlarged view thereof showing the Combined
cushion and frame module in isolation;

FIG. 3 is a front view thereof;

FIG. 4 is a rear view thereof;

FIG. 5 is a top view thereof;

FIG. 6 is a bottom view thereof;

FIG. 7 is a left side view thereof;

FIG. 8 is a right side view thereof;

FIG. 9 is a rear perspective view thereof;

FIG. 10 is a front perspective view of a combined cushion
and frame module for patient interface showing a second
embodiment of our new design;

FIG. 11 is an enlarged view thereof showing the combined
cushion and frame module in isolation;

FIG. 12 is a front view thereof;

FIG. 13 is a rear view thereof;

FIG. 14 is a top view thereof;

FIG. 15 is a bottom view thereof;

FIG. 16 is a left side view thereof;

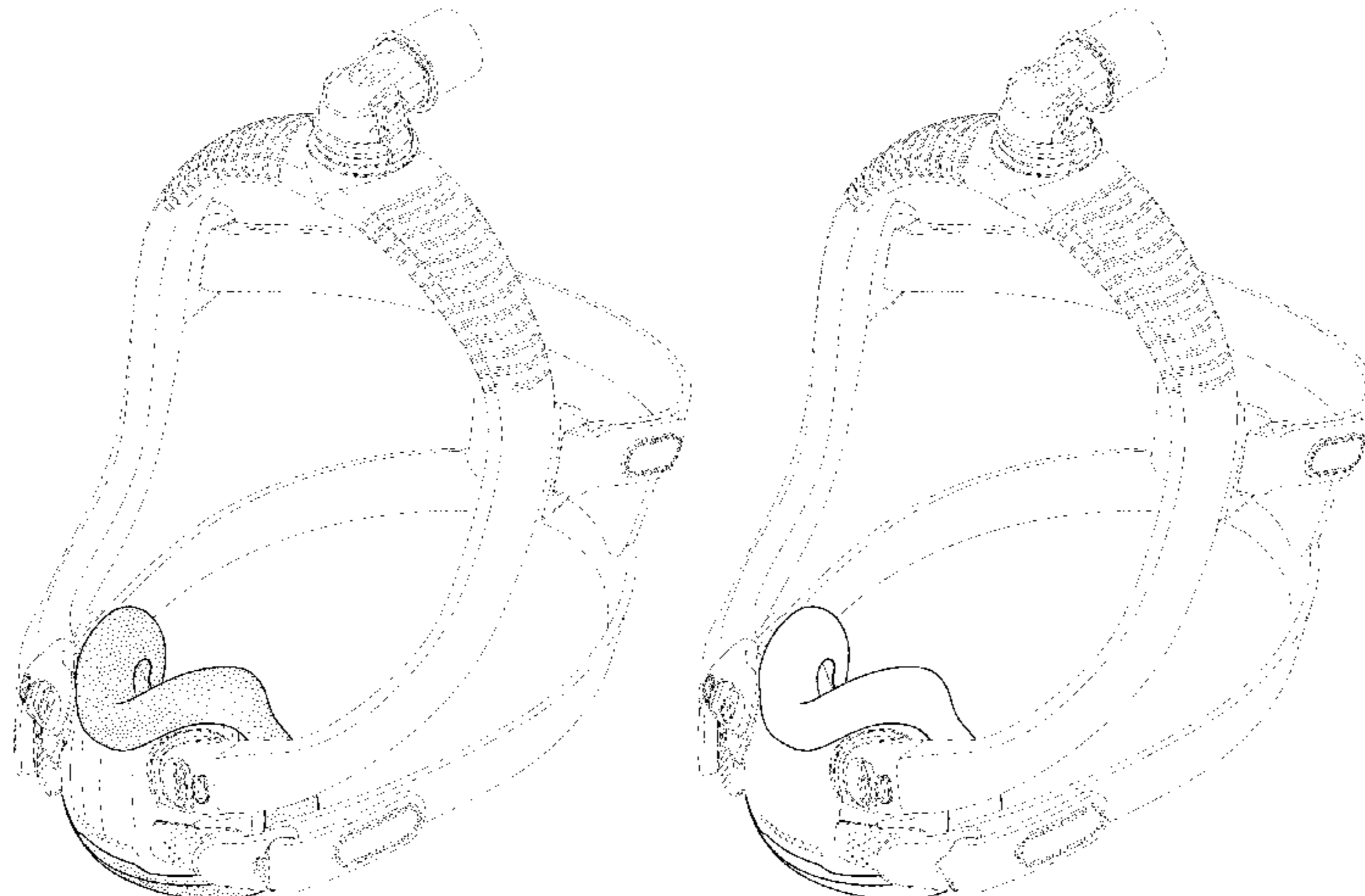
FIG. 17 is a right side view thereof; and,

FIG. 18 is a rear perspective view thereof.

The broken lines represent portions of the patient interface
that do not form a part of the claimed design.

The combination of line shading and stippling in FIGS. 1-9
is to convey a contrast in appearance.

(Continued)



The dotted lines represent the bounds of the claimed design and form no part of the claimed design.

1 Claim, 16 Drawing Sheets

(58) Field of Classification Search

CPC A61M 16/0616; A61M 16/0633; A61M 16/06; A61M 16/0666; A61M 16/0683; A61M 16/0605; A61M 16/0622; A61M 16/0644; A61M 16/0875; A61M 16/0816; A61M 16/08; B63C 11/205; B63C 11/16; B63C 11/186; B63C 11/12

See application file for complete search history.

(56) References Cited

U.S. PATENT DOCUMENTS

6,119,694 A * 9/2000 Correa A61M 16/0666
128/207.18
D439,326 S * 3/2001 Hecker D24/110.5
D586,907 S * 2/2009 Judson D24/110.5
D623,288 S * 9/2010 Lubke D24/110.4
D656,231 S * 3/2012 Henry D24/110.4
D659,237 S * 5/2012 Lubke D24/110.5
D664,250 S * 7/2012 Scheiner D24/110.1
8,220,459 B2 * 7/2012 Davidson A61M 16/0622
128/207.14
8,371,293 B2 * 2/2013 Henry A61M 16/0605
623/7
D679,378 S * 4/2013 von Hollen D24/110.4
8,534,285 B2 9/2013 Lee
D691,712 S * 10/2013 Judson D24/110.1
D692,554 S * 10/2013 Siew D24/110.4
8,573,201 B2 11/2013 Rummery
D704,329 S * 5/2014 Collazo D24/110.4
D708,736 S * 7/2014 Judson D24/110.5
8,869,797 B2 * 10/2014 Davidson A61M 16/06
128/206.28
9,056,178 B2 * 6/2015 McAuley A61M 16/06
D737,953 S * 9/2015 Wells D24/110
D740,935 S * 10/2015 Cullen D24/110.4
D743,535 S * 11/2015 Wells D24/110
D751,687 S * 3/2016 Daly D24/110
D757,252 S * 5/2016 Von Moger D24/110.5
D764,049 S * 8/2016 Cullen D24/110.4

D766,421 S * 9/2016 Ging D24/110
D770,036 S * 10/2016 Walls D24/110.4
9,468,782 B2 * 10/2016 Koehler A62B 18/082
D771,238 S 11/2016 Scheiner
9,545,491 B2 * 1/2017 Eifler A61M 16/0622
D784,514 S * 4/2017 Duval D24/110.1
D784,515 S * 4/2017 Prentice D24/110.1
D787,661 S * 5/2017 Edwards D24/110.4
D787,662 S 5/2017 Guney
D794,772 S * 8/2017 Cullen D24/110.4
D797,277 S * 9/2017 Blanch D24/110
D797,921 S * 9/2017 Huang D24/110.4
9,782,553 B2 * 10/2017 Brambilla A61M 16/0616
9,784,387 B2 10/2017 Kaye
9,802,015 B2 10/2017 Virr
D805,630 S * 12/2017 Formica D24/110
D808,516 S 1/2018 Edwards
9,872,967 B2 1/2018 Sims
9,903,371 B2 2/2018 Row
9,907,924 B2 * 3/2018 Eury, Jr. A61M 16/0611
D815,728 S * 4/2018 Walls D24/110.4
10,105,510 B2 10/2018 Buechi
10,195,775 B2 * 2/2019 Burz B29C 45/4407
D865,158 S 10/2019 Khera
D867,577 S * 11/2019 Walls D24/110.4
D868,959 S * 12/2019 Bornholdt D24/110.1
D870,266 S * 12/2019 Bornholdt D24/110.1
D871,569 S * 12/2019 Barbara D24/110.1
D878,546 S 3/2020 Formica
D879,287 S * 3/2020 Walls D24/110.4
D880,686 S 4/2020 Stoks
D882,755 S * 4/2020 Huang D24/110.1
10,675,426 B2 * 6/2020 Eifler A61M 16/0622
10,688,264 B2 * 6/2020 Manning A61M 16/0616
D898,898 S * 10/2020 Walls D24/110.4
10,926,050 B2 * 2/2021 Eves A61M 16/0683
11,052,210 B2 * 7/2021 Eves A61M 16/0666
D939,078 S * 12/2021 Li D24/110.1
D952,133 S * 5/2022 Cohen D24/110.5
2005/0155604 A1 7/2005 Ging
2007/0181130 A1 8/2007 Worley
2010/0116272 A1 5/2010 Row
2012/0227738 A1 9/2012 Virr
2016/0051784 A1 2/2016 Eury
2016/0151596 A1 6/2016 Slight
2016/0213878 A1 7/2016 Browning, Jr.
2017/0100556 A1 4/2017 Munkelt
2020/0246572 A1 8/2020 Scheiner

* cited by examiner

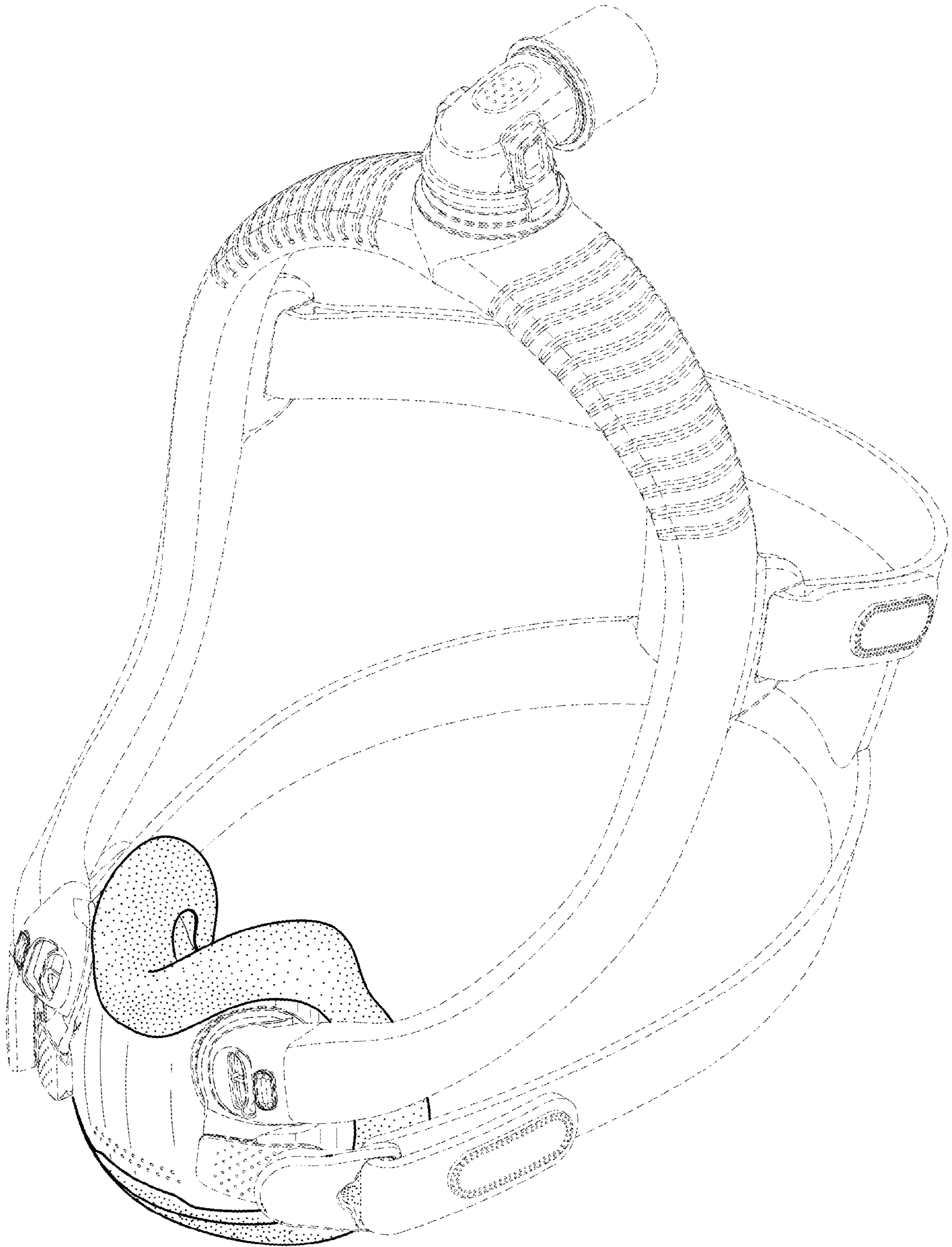


FIG. 1

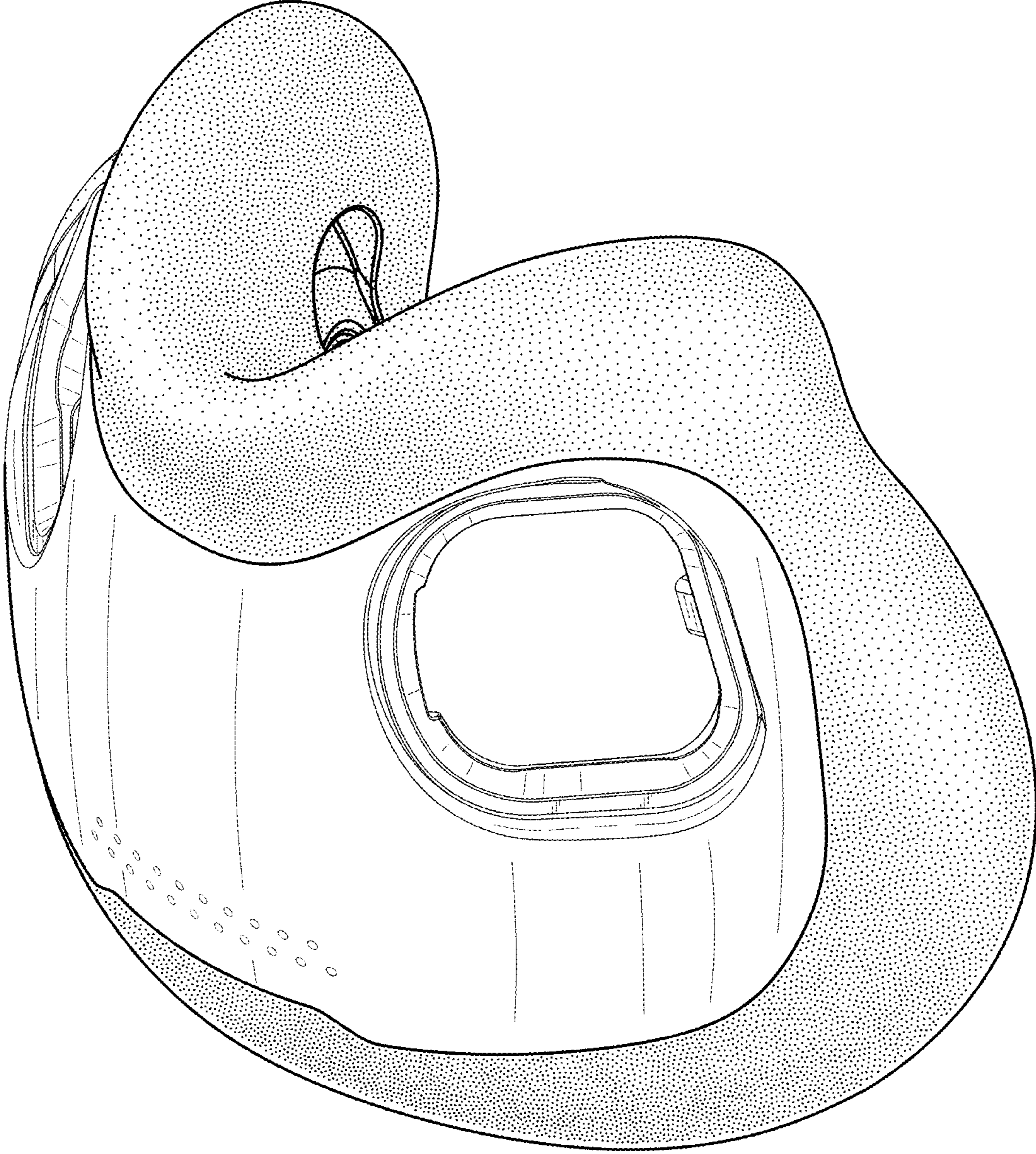


FIG. 2

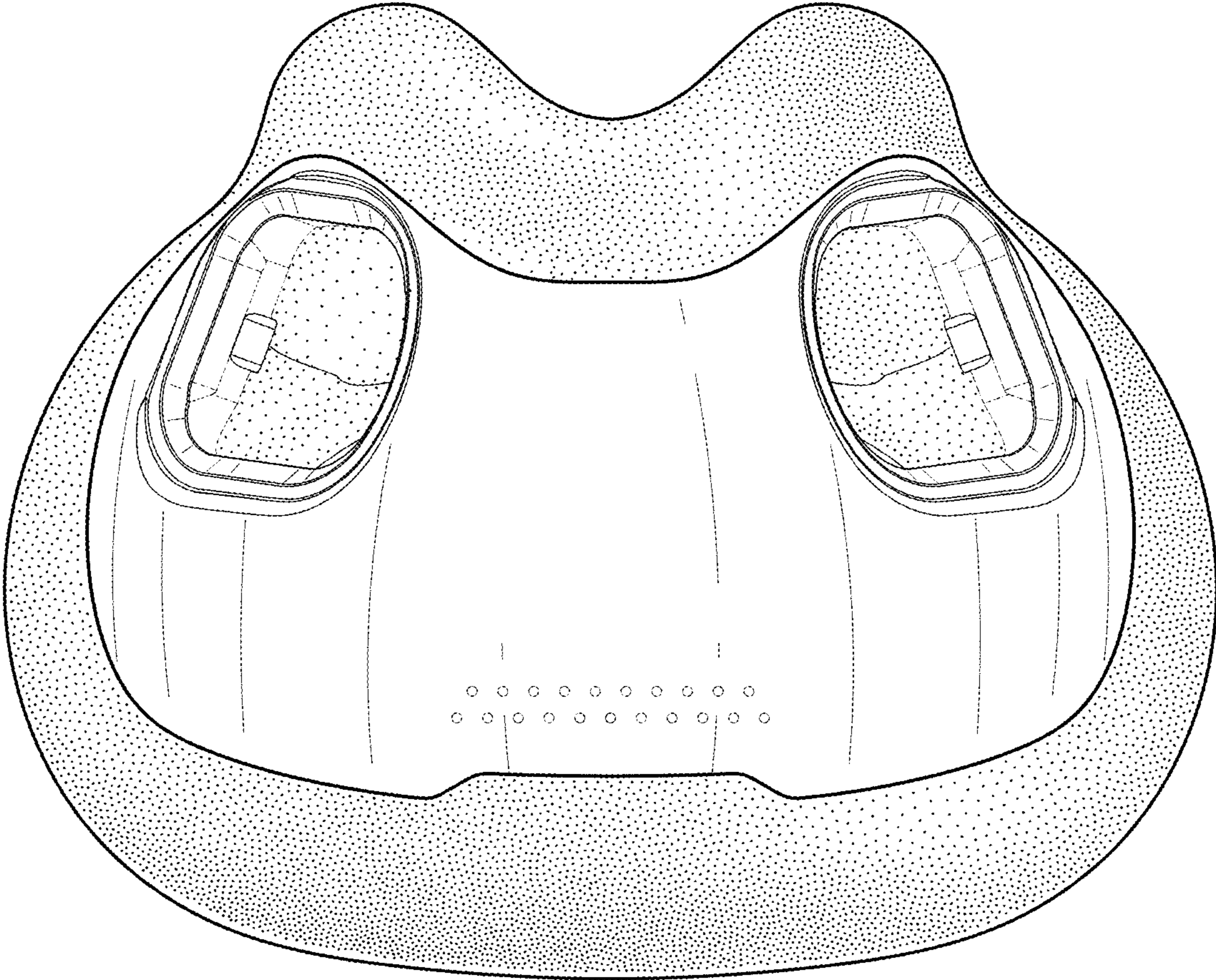


FIG. 3

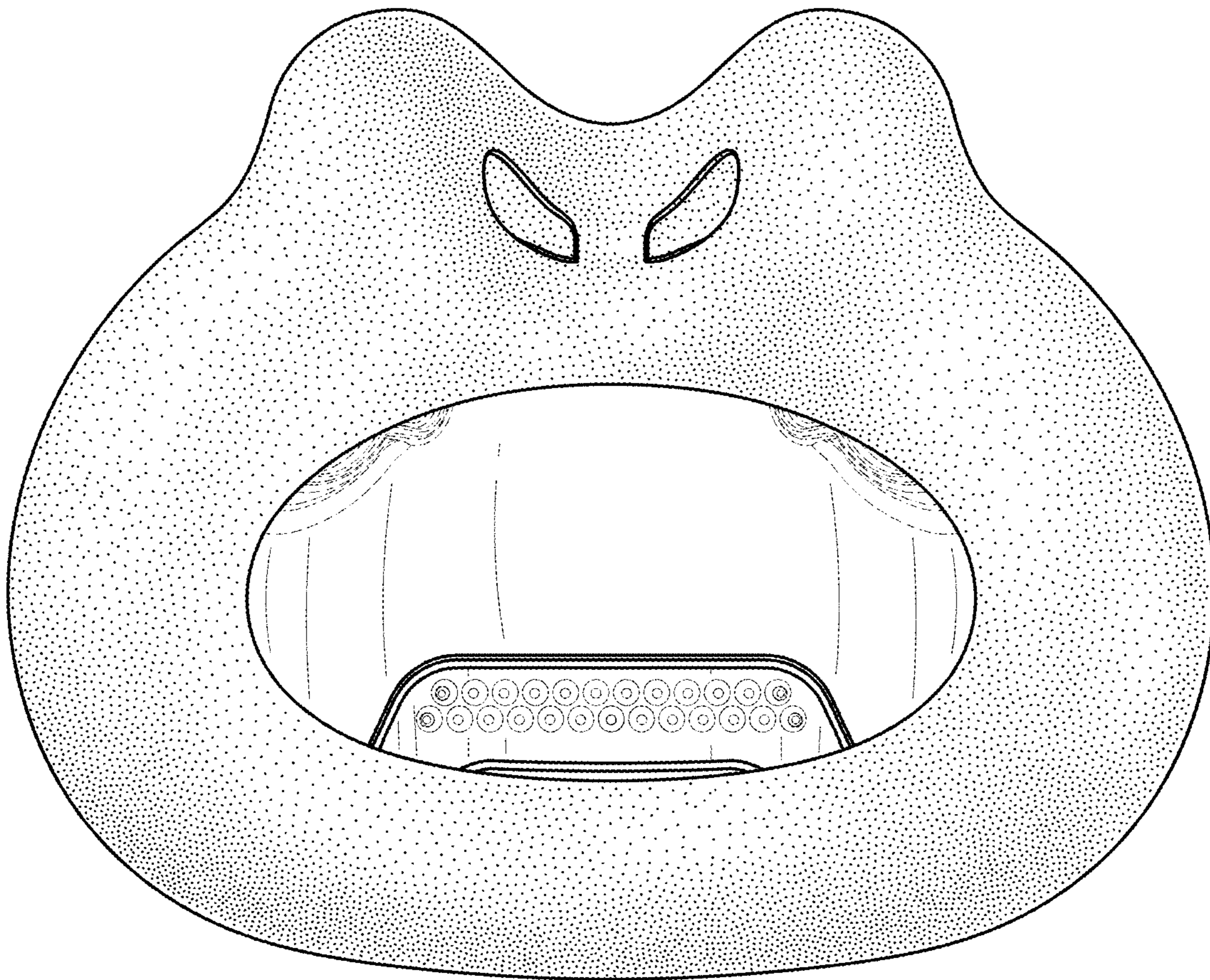


FIG. 4

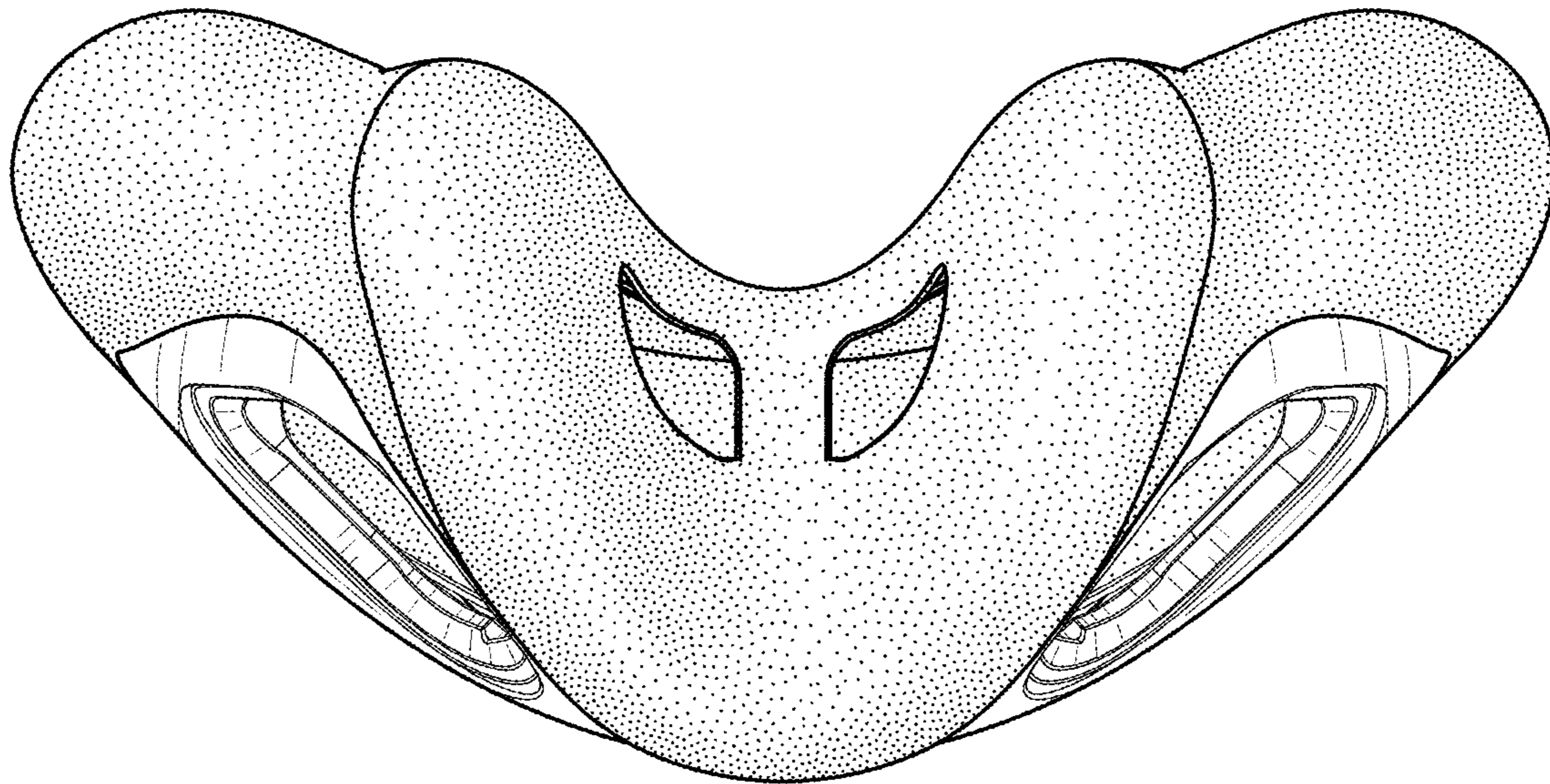


FIG. 5

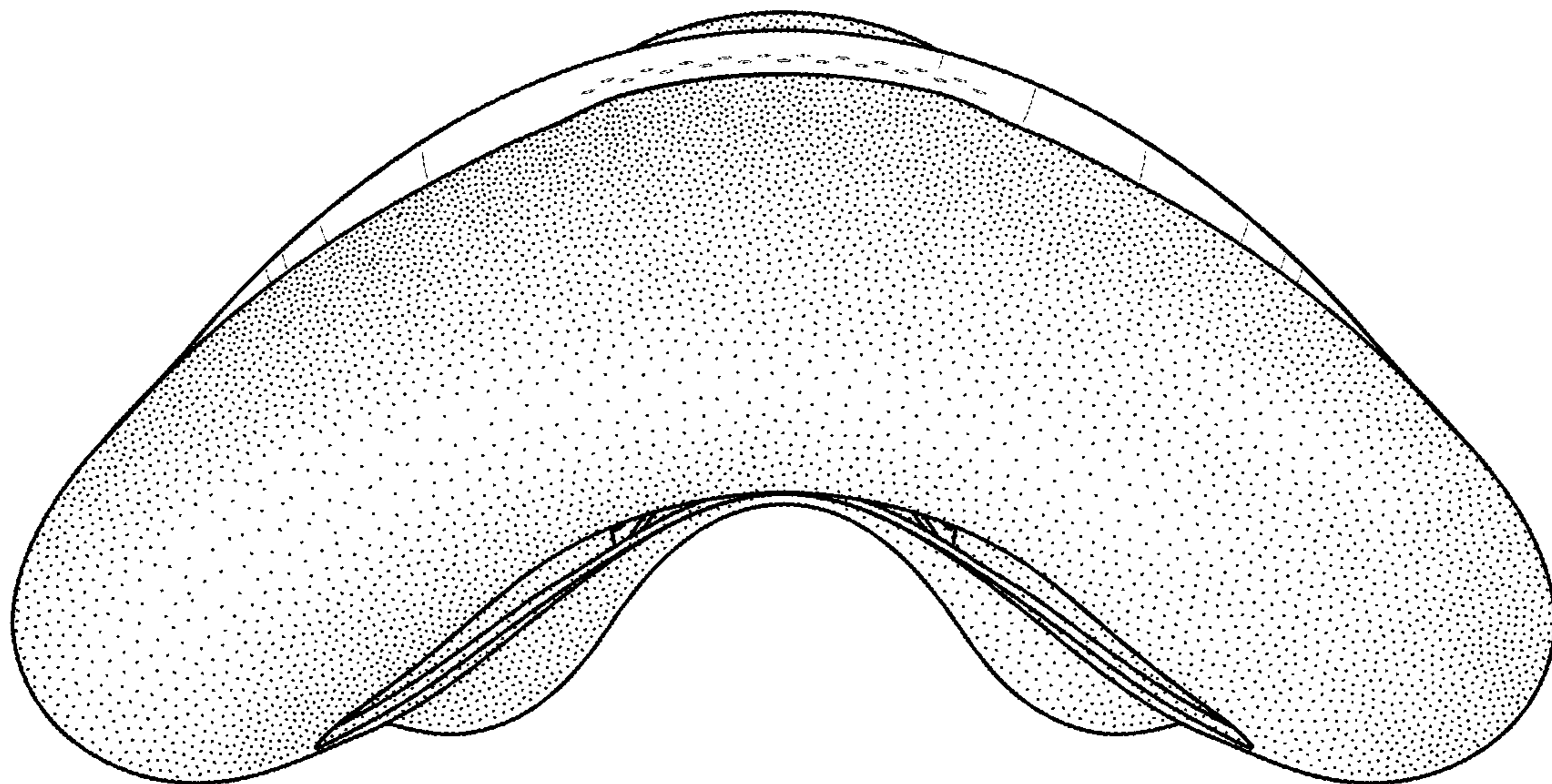


FIG. 6

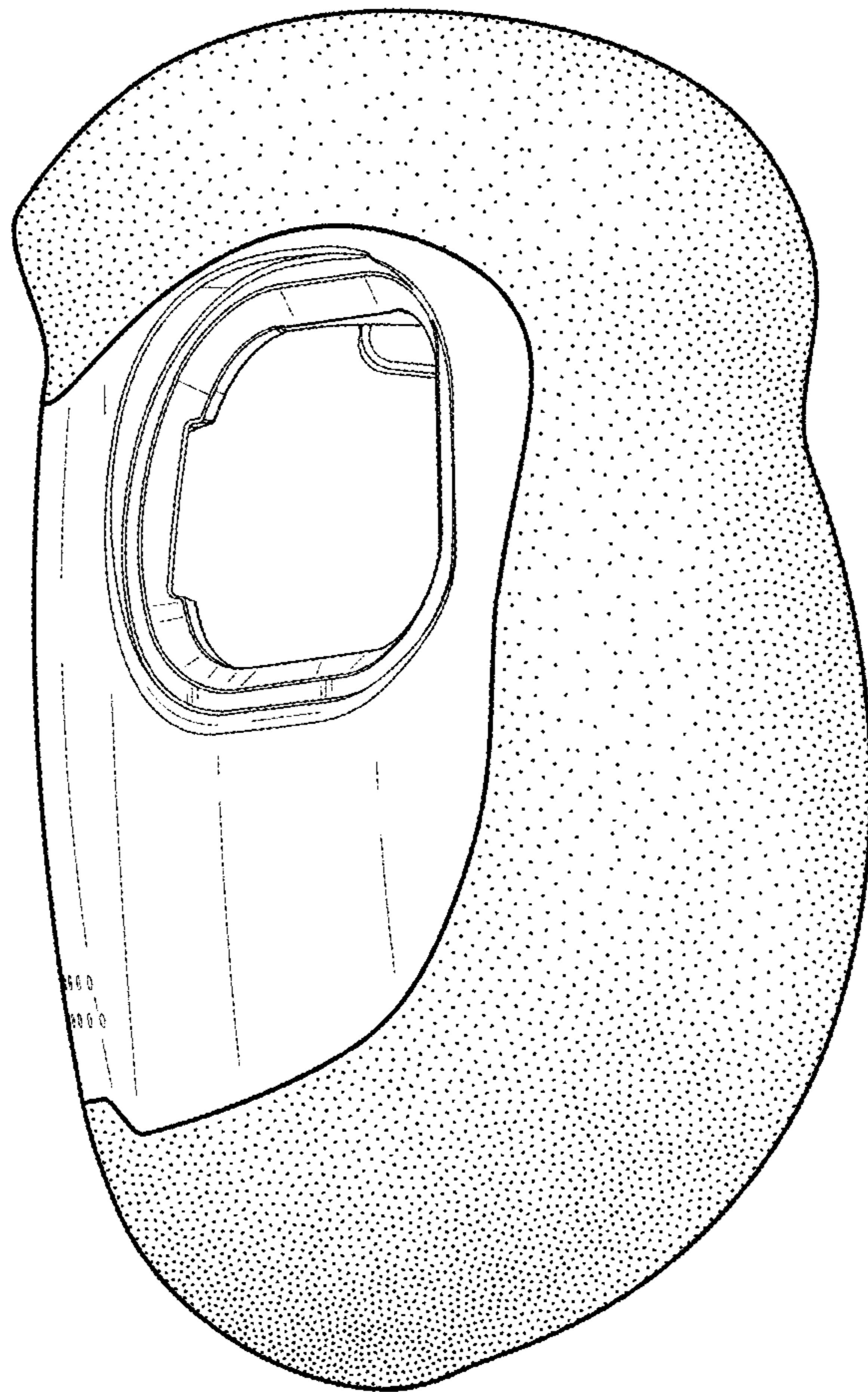


FIG. 7

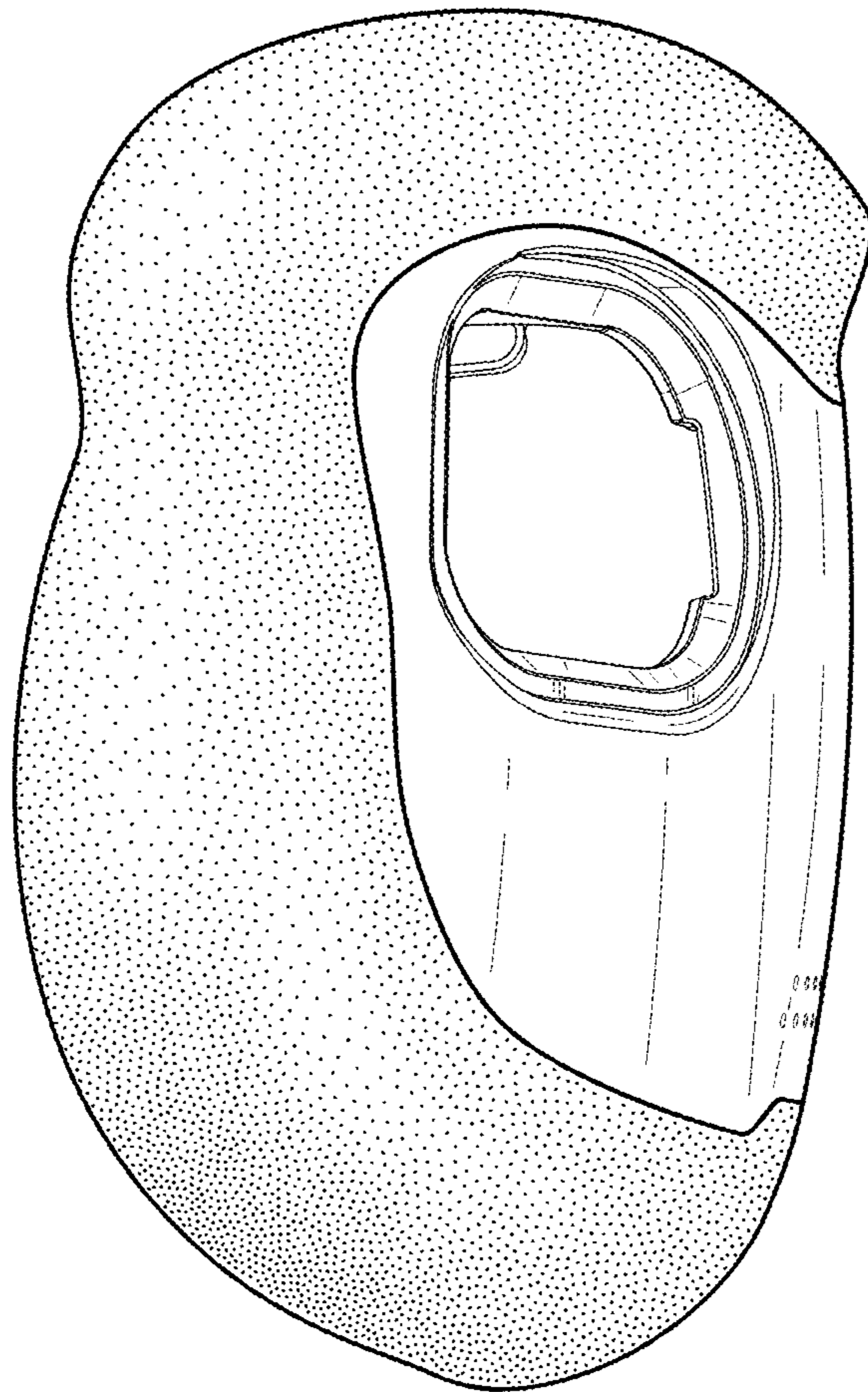


FIG. 8

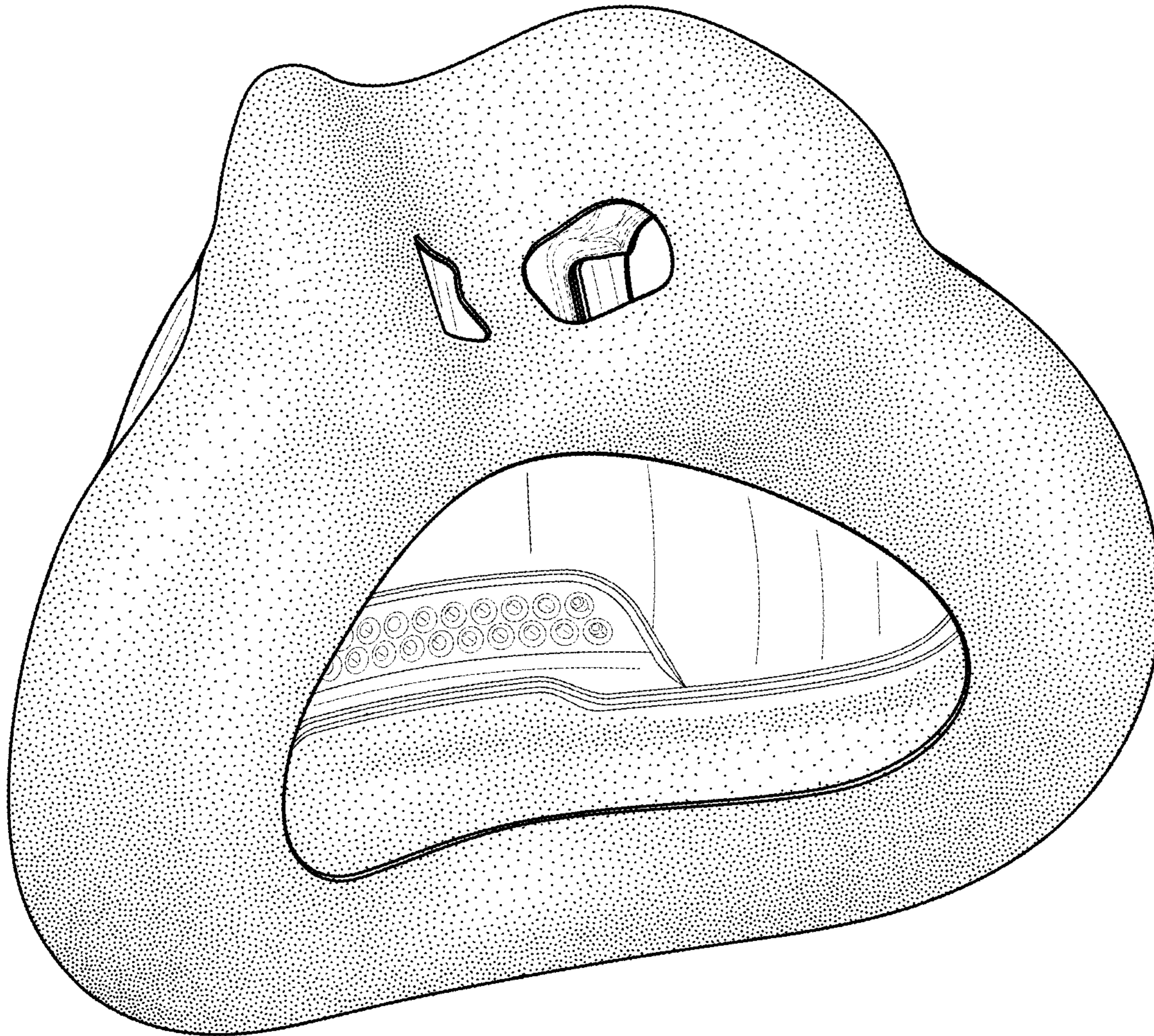


FIG. 9

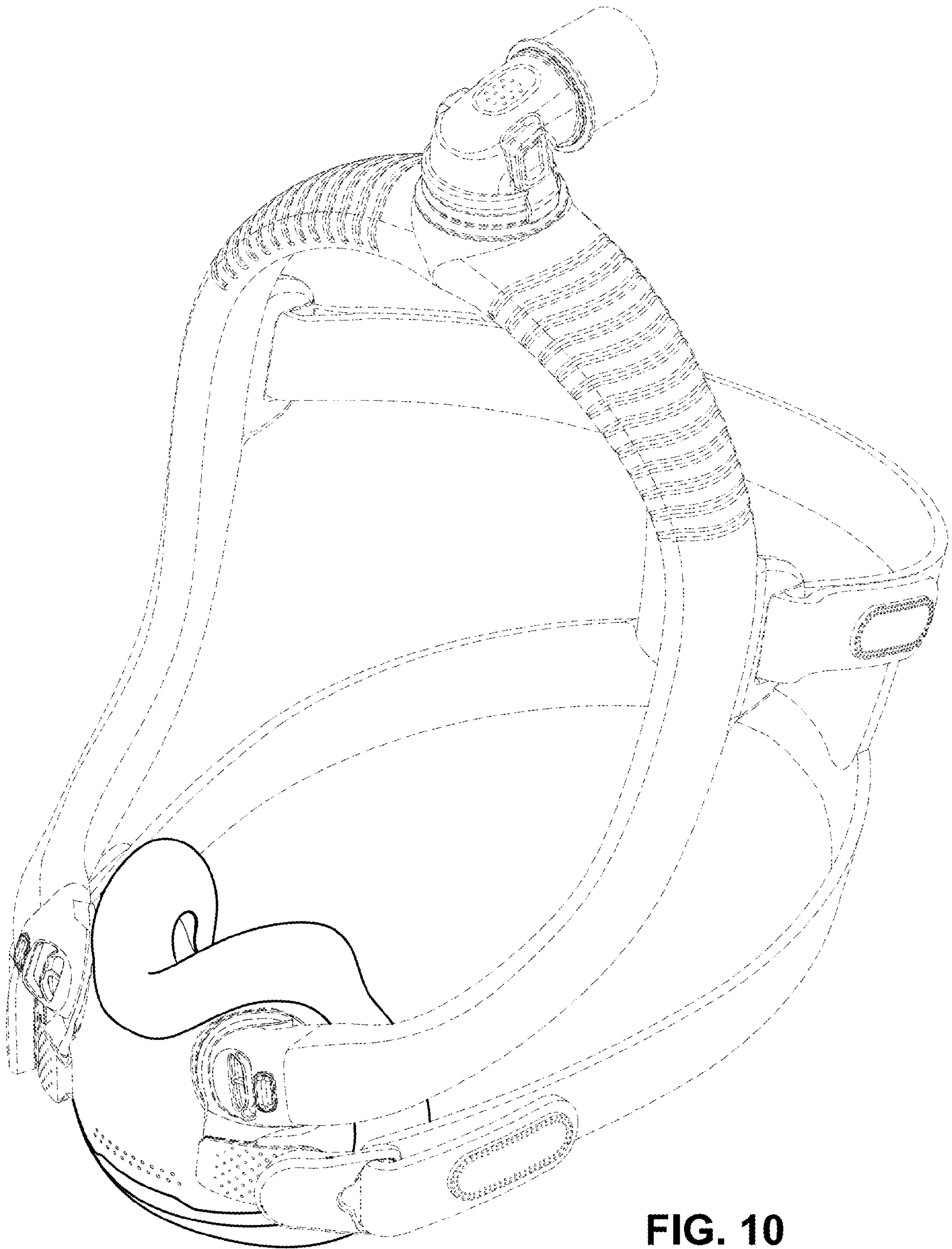


FIG. 10

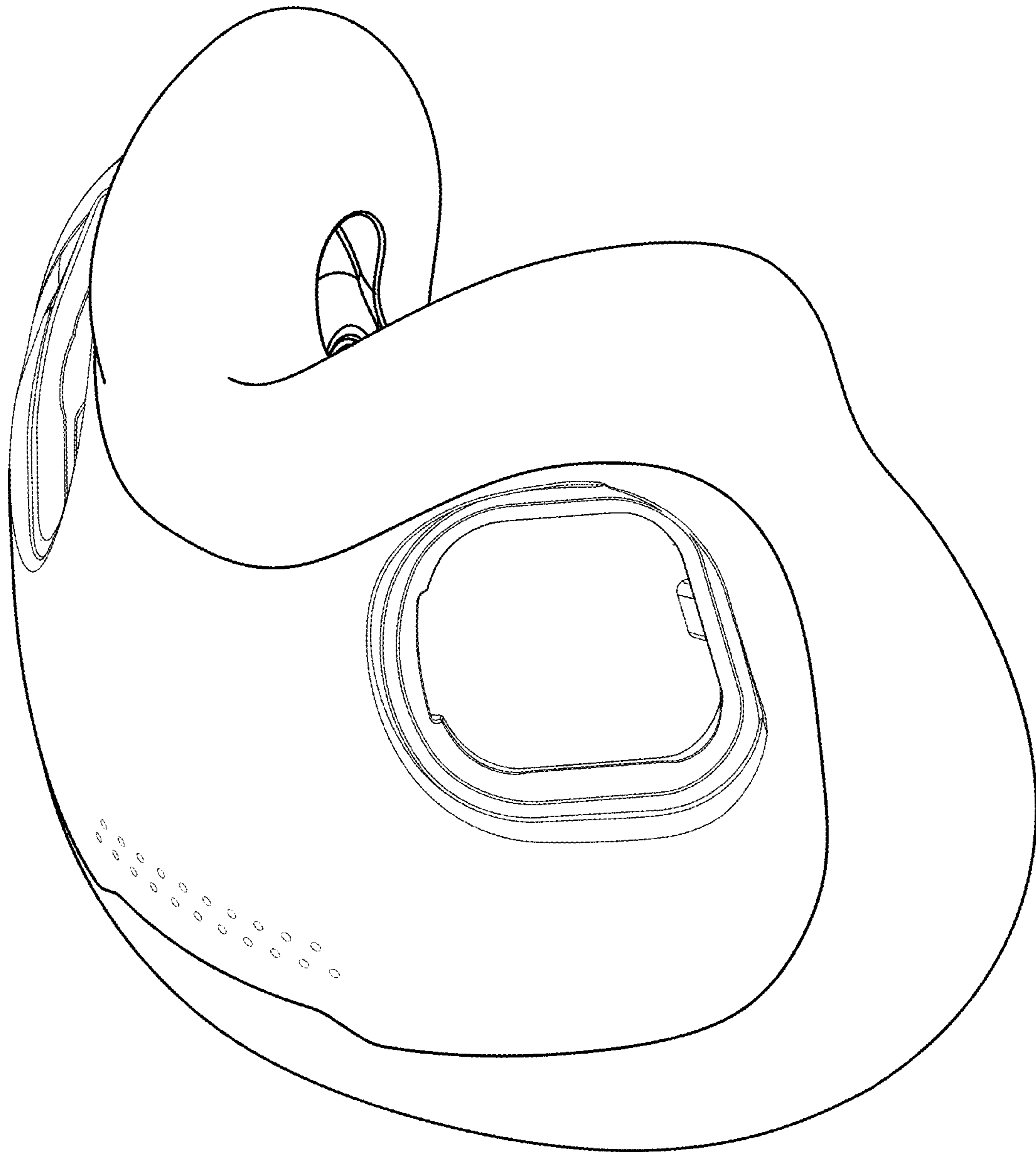


FIG. 11

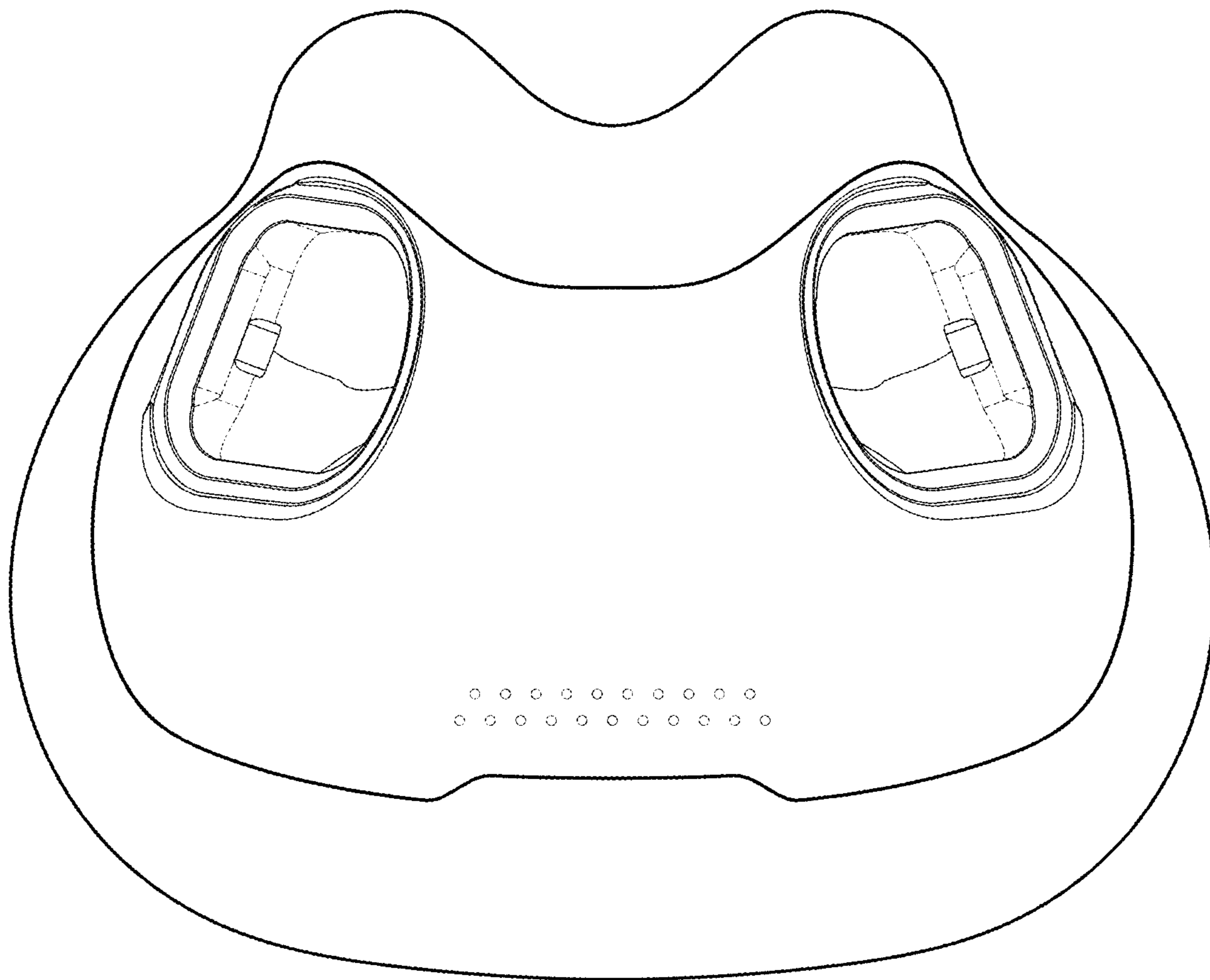


FIG. 12

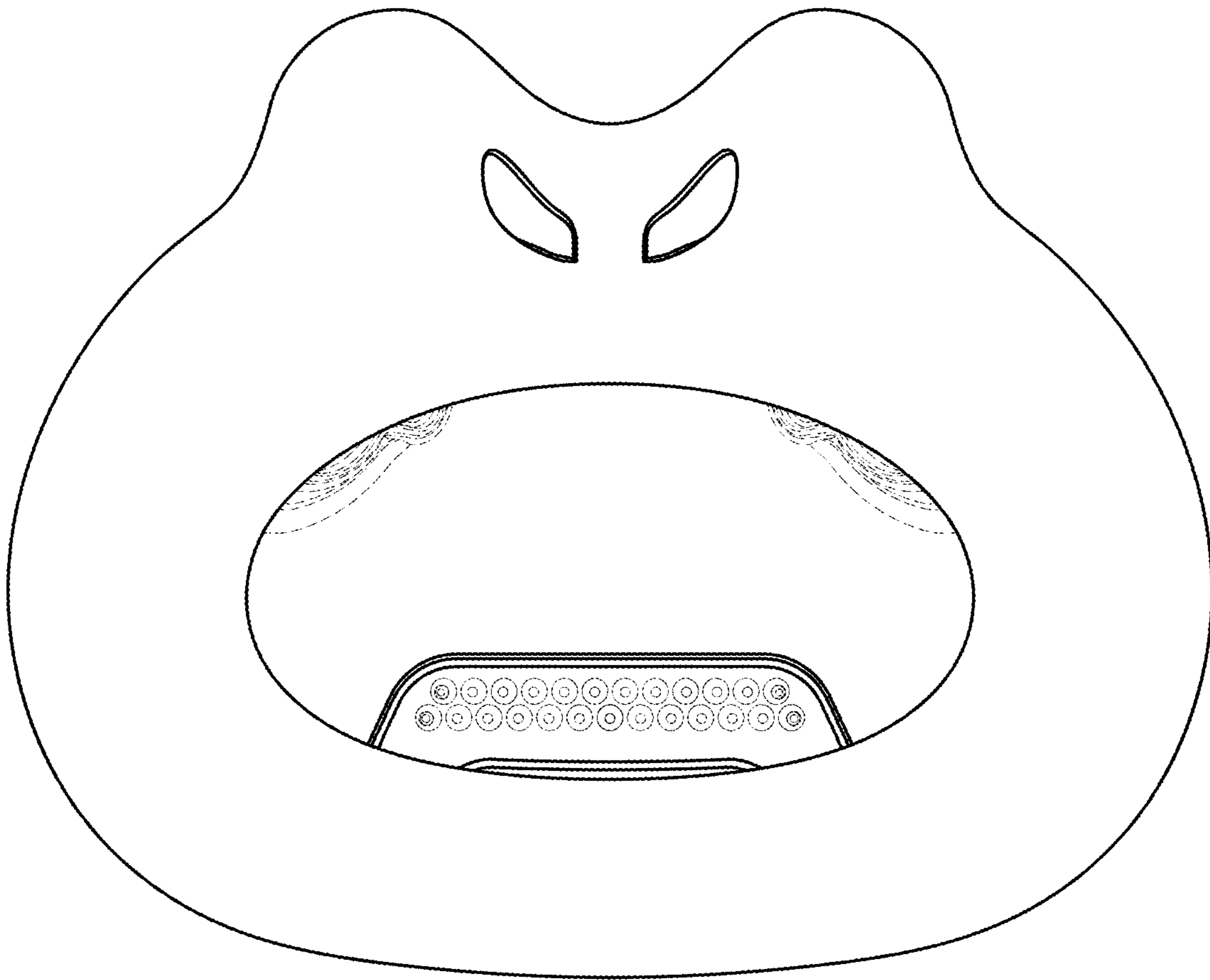


FIG. 13




FIG. 14

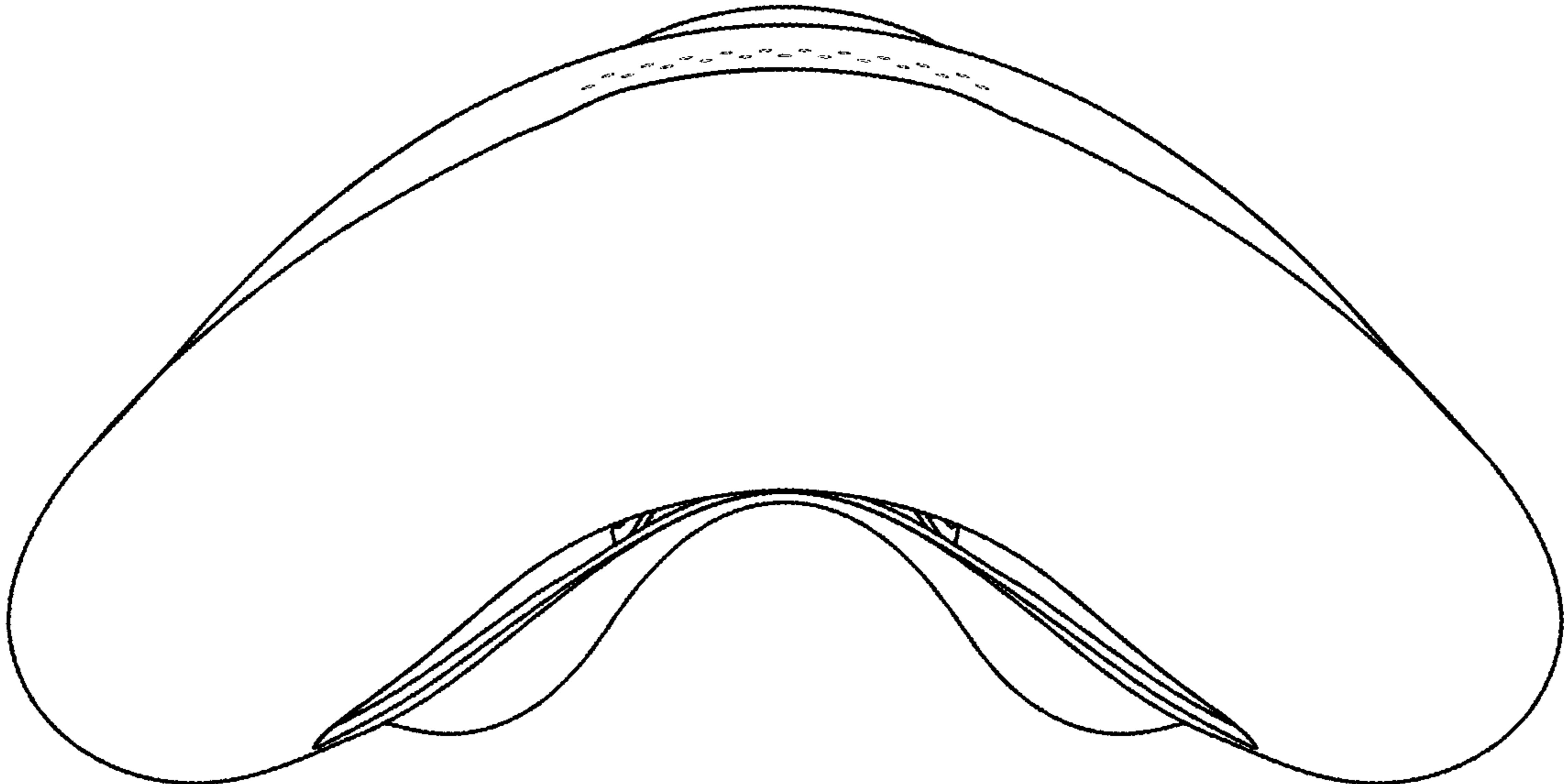


FIG. 15

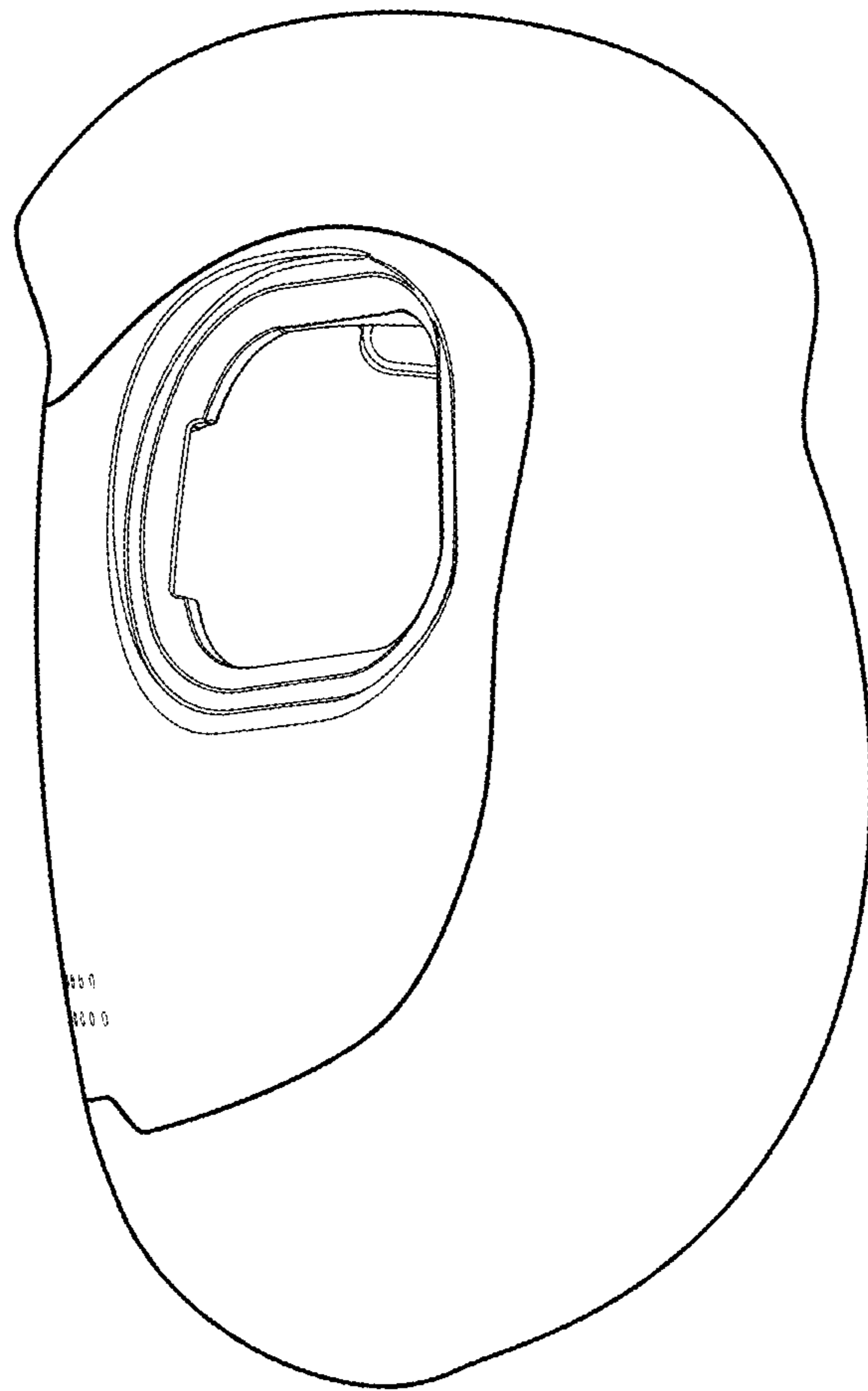


FIG. 16

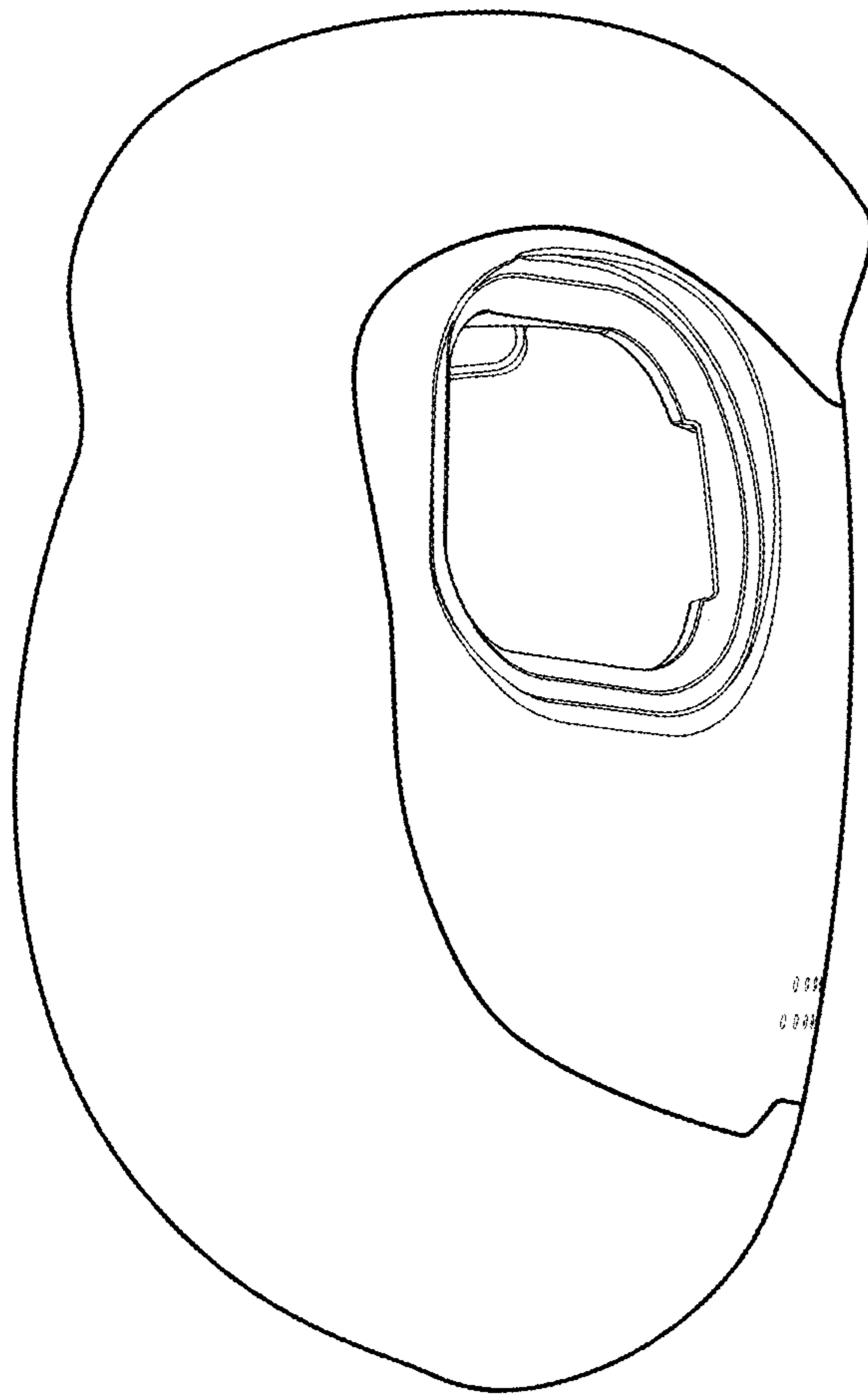


FIG. 17

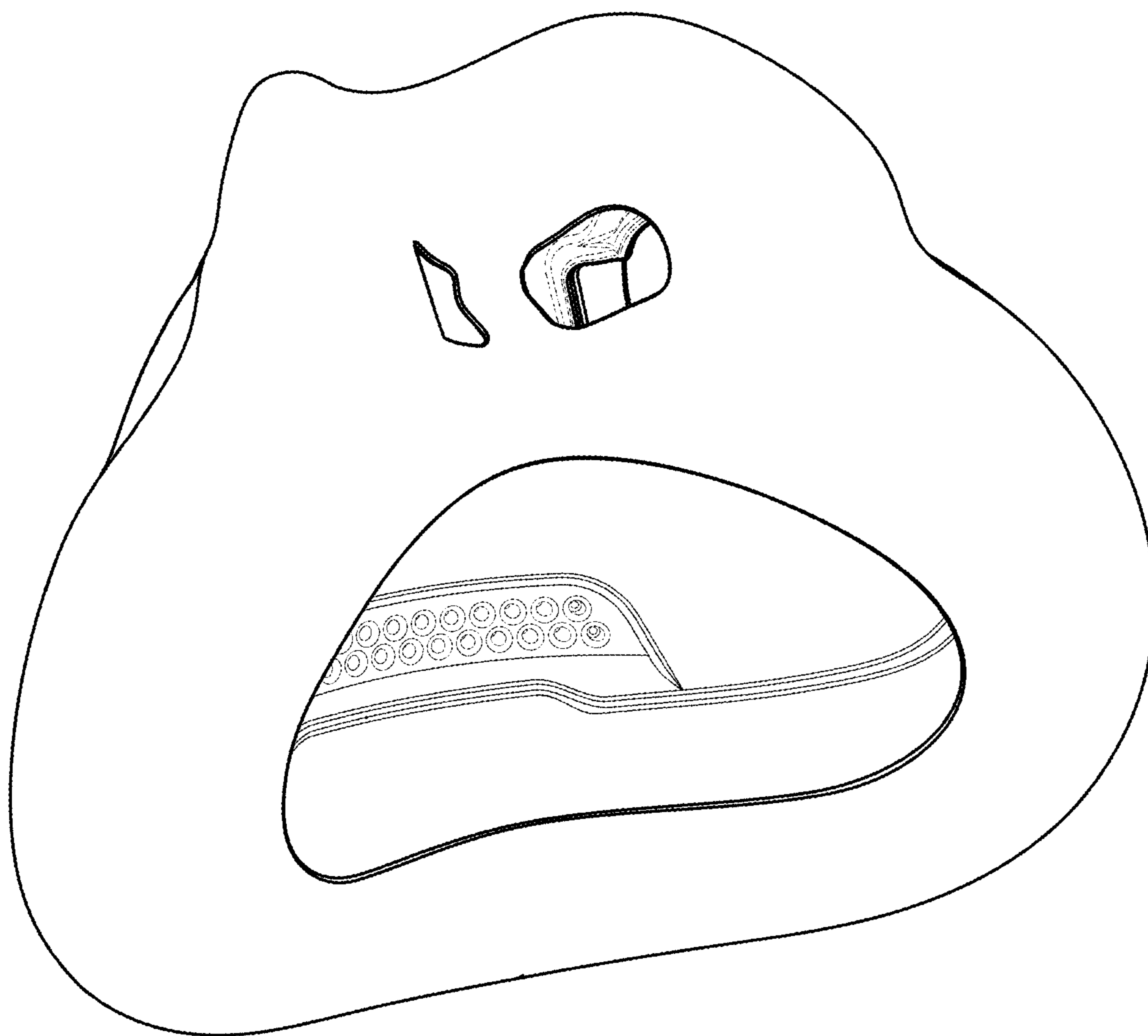


FIG. 18