



US00D985755S

(12) **United States Design Patent** (10) **Patent No.:** **US D985,755 S**
Askem et al. (45) **Date of Patent:** **** May 9, 2023**

(54) **PORTABLE NEGATIVE PRESSURE APPARATUS**

FOREIGN PATENT DOCUMENTS

(71) Applicant: **Smith & Nephew PLC**, Watford (GB)

CN 304647487 * 5/2018
CN 306688605 * 7/2021

(Continued)

(72) Inventors: **Ben Alan Askem**, York (GB); **Sarah Jenny Collinson**, York (GB); **Philip Walsh**, Bristol (GB); **Tom Moy**, Norfolk (GB); **Fabio Foleghi**, Giussano (IT); **Christian Riva**, Cinisello Balsamo (IT)

OTHER PUBLICATIONS

Pump Status and Troubleshooting Guide Pico 7. Copyright date: 2018. Retrieval date: Jun. 13, 2022. Retrieved from internet: <https://www.smith-nephew.com/documents/education%20and%20evidence/literature/2020/awm/us%20customer%20support%20collections/pico/pico%207%20troubleshooting.pdf> (Year: 2018).*

(Continued)

(73) Assignee: **Smith & Nephew PLC**, Watford (GB)

(**) Term: **15 Years**

Primary Examiner — Daniel J Domino

Assistant Examiner — Lee D. Starr

(21) Appl. No.: **29/689,345**

(74) *Attorney, Agent, or Firm* — Knobbe, Martens Olson & Bear LLP

(22) Filed: **Apr. 29, 2019**

Related U.S. Application Data

(62) Division of application No. 29/556,366, filed on Feb. 29, 2016, now abandoned.

(51) **LOC (14) Cl.** **24-01**

(52) **U.S. Cl.**
USPC **D24/108**

(58) **Field of Classification Search**

USPC ... D24/110, 110.5, 107, 108, 164, 185, 186, D24/188, 189; D10/119.1–119.3
CPC .. A61M 11/00; A61M 11/002; A61M 11/003; A61M 11/005; A61M 11/006; A61M 11/007; A61M 11/008; A61M 11/02; A61M 1/90; A61F 13/00068; A61F 13/0203; A61F 13/0206; A61F 13/0209; A61F 13/022

See application file for complete search history.

(56) **References Cited**

U.S. PATENT DOCUMENTS

D41,984 S 12/1911 Marcuse
3,972,328 A 8/1976 Chen

(Continued)

(57) **CLAIM**

The ornamental design for a portable negative pressure apparatus, as shown and described.

DESCRIPTION

FIG. 1 is a front perspective view of a portable negative pressure apparatus with various features shown in broken lines.

FIG. 2 is a rear perspective view of the apparatus of FIG. 1.

FIG. 3 is a front view of the apparatus of FIG. 1.

FIG. 4 is a rear view of the apparatus of FIG. 1.

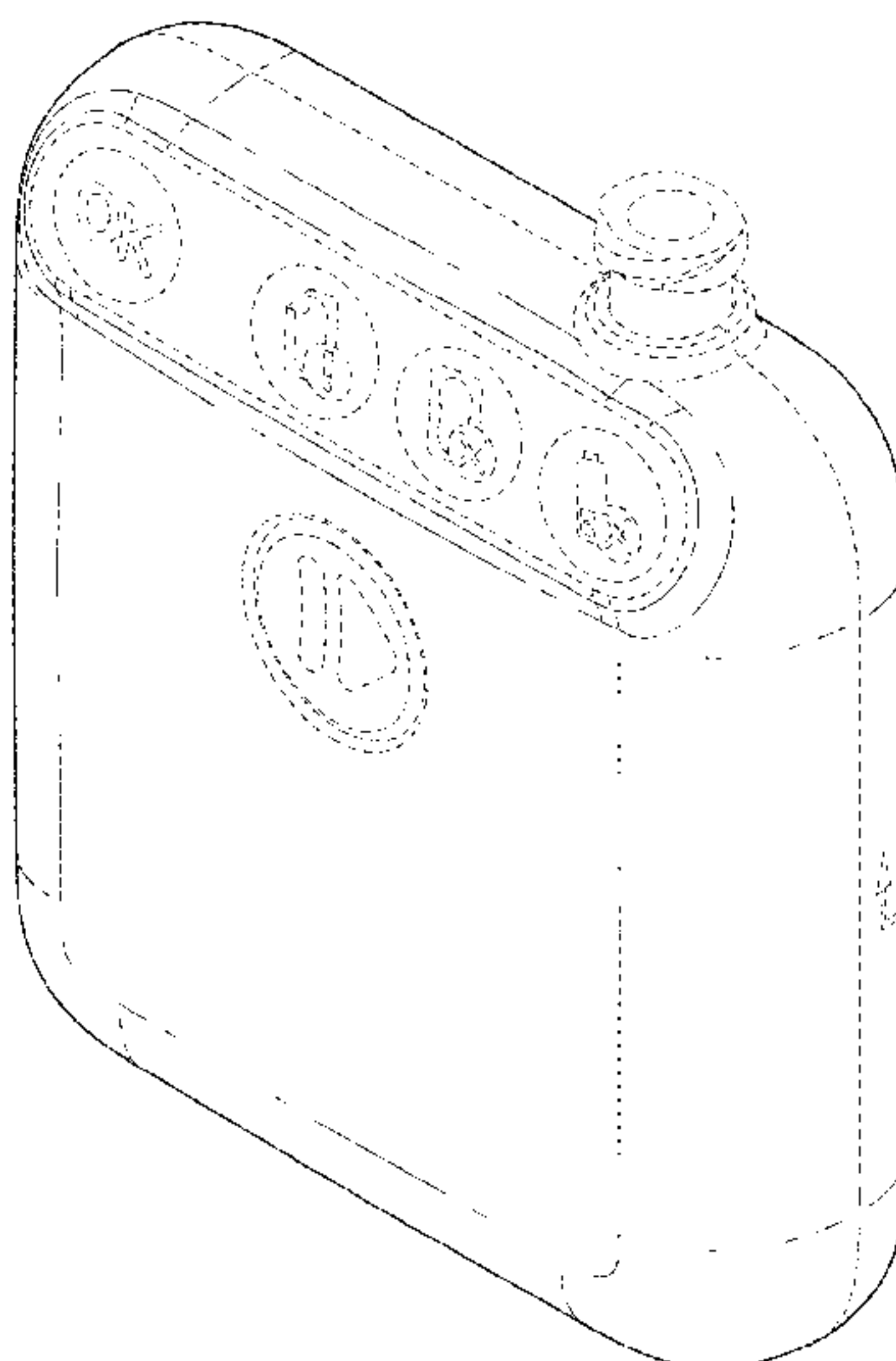
FIG. 5 is a top view of the apparatus of FIG. 1.

FIG. 6 is a bottom view of the apparatus of FIG. 1.

FIG. 7 is a left side view of the apparatus of FIG. 1; and, FIG. 8 is a right side view of the apparatus of FIG. 1.

In the drawings, the dashed broken lines denote portions of the portable negative pressure apparatus that form no part of the claimed design.

1 Claim, 5 Drawing Sheets



(56)

References Cited

U.S. PATENT DOCUMENTS

4,029,598 A	6/1977	Neisius et al.	7,625,362 B2	12/2009	Boehringer et al.
D246,289 S	11/1977	Boucher	D610,579 S	2/2010	Behar et al.
D258,577 S	3/1981	Bottner	D611,040 S	3/2010	Neu et al.
D270,485 S	9/1983	Cervantes	7,699,823 B2	4/2010	Haggstrom et al.
D278,207 S	4/1985	McLaughlin	7,700,819 B2	4/2010	Ambrosio et al.
D281,827 S	12/1985	Bakic	7,708,724 B2	5/2010	Weston
4,728,499 A	3/1988	Fehder	7,718,249 B2	5/2010	Russell et al.
4,749,109 A	6/1988	Kamen	7,722,582 B2	5/2010	Lina et al.
4,813,942 A	3/1989	Alvarez	7,749,531 B2	7/2010	Booher
5,056,510 A	10/1991	Gilman	7,759,537 B2	7/2010	Bishop et al.
D327,123 S	6/1992	Stracener et al.	7,759,539 B2	7/2010	Shaw et al.
5,181,905 A	1/1993	Flam	7,775,998 B2	8/2010	Riesinger
5,238,732 A	8/1993	Krishnan	7,779,625 B2	8/2010	Joshi et al.
D339,192 S *	9/1993	Nicholson D24/110	D625,303 S	10/2010	Kim
5,549,584 A	8/1996	Gross	D625,740 S	10/2010	Varini
5,707,499 A	1/1998	Joshi et al.	7,811,269 B2	10/2010	Boynton et al.
5,759,570 A	6/1998	Arnold	7,838,717 B2	11/2010	Haggstrom et al.
5,852,126 A	12/1998	Barnard et al.	D629,502 S	12/2010	Au et al.
D423,102 S	4/2000	Mertenant	7,846,141 B2	12/2010	Weston
D424,236 S	5/2000	Reed	7,910,791 B2	3/2011	Coffey
6,071,267 A	6/2000	Zamierowski	7,922,703 B2	4/2011	Riesinger
D434,150 S	11/2000	Tumey et al.	D637,951 S	5/2011	Perez
D439,341 S	3/2001	Tumey et al.	7,959,624 B2	6/2011	Riesinger
D449,891 S	10/2001	Moro	7,964,766 B2	6/2011	Blott et al.
D468,525 S	1/2003	Boyle et al.	7,976,519 B2	7/2011	Bubb et al.
6,626,891 B2	9/2003	Ohmstede	7,985,008 B2	7/2011	Kaisser et al.
6,648,862 B2	11/2003	Watson	D642,594 S	8/2011	Mattson et al.
6,685,681 B2	2/2004	Lockwood et al.	D642,908 S	8/2011	Fine et al.
D488,928 S	4/2004	Foley et al.	D646,673 S	10/2011	Fathollahi
6,752,794 B2	6/2004	Lockwood et al.	D647,518 S	10/2011	Fathollahi
D497,074 S	10/2004	Dardashti	8,034,037 B2	10/2011	Adams et al.
6,936,037 B2	8/2005	Bubb et al.	D647,895 S	11/2011	Fathollahi
6,951,553 B2	10/2005	Bubb et al.	D647,896 S	11/2011	Chen et al.
6,979,324 B2	12/2005	Bybordi et al.	D647,921 S	11/2011	Akana et al.
D514,103 S	1/2006	Huang et al.	D648,270 S	11/2011	Jiang
D516,217 S	2/2006	Brown et al.	D648,353 S	11/2011	Mattson et al.
7,004,915 B2	2/2006	Boynton et al.	D648,689 S	11/2011	Mehlsen
7,070,584 B2	7/2006	Johnson et al.	D648,862 S	11/2011	Mattson et al.
7,108,683 B2	9/2006	Zamierowski	8,062,272 B2	11/2011	Weston
D529,713 S	10/2006	Guyot et al.	8,062,331 B2	11/2011	Zamierowski
D532,414 S	11/2006	Storti et al.	8,073,204 B2	12/2011	Kramer et al.
D542,242 S	5/2007	Mathews Reynolds et al.	8,080,702 B2	12/2011	Blott et al.
D542,784 S	5/2007	Franck et al.	D654,095 S	2/2012	Mattson et al.
7,216,651 B2	5/2007	Argenta et al.	D654,164 S	2/2012	Cole et al.
D544,092 S	6/2007	Lewis	8,118,794 B2	2/2012	Weston et al.
D546,952 S	7/2007	May	8,152,785 B2	4/2012	Vitaris
D554,266 S	10/2007	Striepe et al.	8,162,907 B2	4/2012	Heagle
D565,298 S	4/2008	Braun	D659,717 S	5/2012	Mattson et al.
7,361,184 B2	4/2008	Joshi	D660,409 S	5/2012	Taggerty et al.
D568,310 S	5/2008	Franck et al.	8,207,392 B2	6/2012	Haggstrom et al.
7,381,859 B2	6/2008	Hunt et al.	D663,524 S	7/2012	Penttinen
D578,302 S	10/2008	Arvidsson et al.	D665,732 S	8/2012	Saito et al.
D578,961 S	10/2008	Fisher et al.	8,235,972 B2	8/2012	Adahan
D580,285 S	11/2008	Hendrickson et al.	8,241,261 B2	8/2012	Randolph et al.
D581,521 S	11/2008	Locke et al.	D669,096 S	10/2012	Katsura
D585,135 S	1/2009	Mori et al.	D669,890 S	10/2012	Hopkins et al.
D585,137 S	1/2009	Onoda et al.	8,282,611 B2	10/2012	Weston
D585,395 S	1/2009	Cho et al.	8,303,552 B2	11/2012	Weston
D585,543 S	1/2009	Yodfat et al.	D676,371 S	2/2013	Son
D586,466 S	2/2009	Smith et al.	8,372,049 B2	2/2013	Jaeb et al.
D587,376 S	2/2009	Takano et al.	8,372,050 B2	2/2013	Jaeb et al.
D588,160 S	3/2009	Beale et al.	8,377,018 B2	2/2013	Bendele et al.
D590,841 S	4/2009	Muhlenberend	D678,898 S	3/2013	Walsh et al.
D593,406 S	6/2009	Verebelyi et al.	D679,379 S	4/2013	Katsura
D593,940 S	6/2009	Nomi et al.	D679,730 S	4/2013	Tyler et al.
D596,626 S	7/2009	Andre et al.	8,425,478 B2	4/2013	Olson
D598,375 S	8/2009	Nomi	D682,546 S	5/2013	Nicolini
D598,472 S	8/2009	Andersen et al.	D682,868 S	5/2013	Frijlink
7,569,742 B2	8/2009	Haggstrom et al.	8,444,612 B2	5/2013	Patel et al.
D602,582 S	10/2009	Pidgeon et al.	8,460,255 B2	6/2013	Joshi et al.
D602,583 S	10/2009	Pidgeon et al.	D690,002 S	9/2013	Storey et al.
7,605,298 B2	10/2009	Bechert et al.	8,540,688 B2	9/2013	Eckstein et al.
7,615,036 B2	11/2009	Joshi et al.	8,545,466 B2	10/2013	Andresen et al.
7,622,629 B2	11/2009	Aail	8,568,386 B2	10/2013	Malhi
D606,549 S	12/2009	He	D692,939 S	11/2013	Huang et al.
			8,628,505 B2	1/2014	Weston
			8,641,691 B2	2/2014	Fink
			8,663,198 B2	3/2014	Buan et al.
			8,715,256 B2	5/2014	Greener

(56)

References Cited

U.S. PATENT DOCUMENTS

D708,727 S	7/2014	Postma	
8,764,732 B2	7/2014	Hartwell	
8,795,243 B2	8/2014	Weston	
8,795,800 B2	8/2014	Evans	
8,808,274 B2	8/2014	Hartwell	
8,829,263 B2	9/2014	Haggstrom et al.	
8,834,451 B2	9/2014	Blott et al.	
8,834,452 B2	9/2014	Hudspeth et al.	
D719,153 S	12/2014	Lim et al.	
D720,347 S	12/2014	Lo	
D720,367 S	12/2014	Woo	
8,905,985 B2	12/2014	Allen et al.	
8,956,336 B2	2/2015	Haggstrom et al.	
D723,734 S	3/2015	Liu	
D723,735 S	3/2015	Liu	
D723,736 S	3/2015	Liu	
D723,737 S	3/2015	Liu	
D724,462 S	3/2015	Bould et al.	
D724,581 S	3/2015	Johnson	
D724,970 S	3/2015	Hasegawa et al.	
D725,591 S *	3/2015	Chien	D13/103
D727,259 S	4/2015	Hwang	
9,012,714 B2	4/2015	Fleischmann	
D728,776 S	5/2015	Rogers	
D728,855 S	5/2015	Liu	
D731,523 S	6/2015	Frew et al.	
9,061,095 B2	6/2015	Adie et al.	
9,067,003 B2	6/2015	Buan et al.	
D733,780 S	7/2015	Chen	
D735,260 S	7/2015	Bould et al.	
D735,476 S *	8/2015	Duvigneau	D3/294
D736,455 S	8/2015	Liu	
D738,904 S	9/2015	Tyler et al.	
9,127,665 B2	9/2015	Locke et al.	
9,168,330 B2	10/2015	Joshi et al.	
D743,333 S	11/2015	Nomi	
D743,886 S	11/2015	Nomi	
9,199,012 B2	12/2015	Vitaris et al.	
9,220,822 B2	12/2015	Hartwell et al.	
D746,711 S	1/2016	Li	
D748,325 S	1/2016	Leidel	
D750,992 S	3/2016	Perez	
D752,203 S *	3/2016	Sung	D24/108
9,283,118 B2	3/2016	Locke et al.	
D753,336 S	4/2016	Chen	
9,302,033 B2	4/2016	Riesinger	
D758,655 S	6/2016	Freshwater et al.	
D759,012 S	6/2016	Golden et al.	
9,375,353 B2	6/2016	Vitaris et al.	
9,375,521 B2	6/2016	Hudspeth et al.	
9,381,283 B2	7/2016	Adams et al.	
D764,460 S	8/2016	Veja et al.	
D764,953 S	8/2016	Virhia et al.	
D765,099 S	8/2016	Kim et al.	
9,427,505 B2	8/2016	Askem et al.	
D765,646 S	9/2016	Deng et al.	
D765,908 S	9/2016	Zahr et al.	
D766,904 S	9/2016	Jung	
D766,905 S	9/2016	Lee	
D766,906 S	9/2016	Kim	
D767,573 S	9/2016	Kim	
9,446,178 B2	9/2016	Blott et al.	
9,452,248 B2	9/2016	Blott et al.	
D769,520 S	10/2016	Hua	
D769,879 S	10/2016	Kim	
D771,687 S	11/2016	Fino	
D771,867 S	11/2016	Leidel et al.	
D775,762 S	1/2017	Chen	
D776,051 S	1/2017	Wang	
D776,340 S	1/2017	Seibel et al.	
D776,526 S	1/2017	Hendricks et al.	
D776,802 S *	1/2017	Loew	D24/108
D777,167 S	1/2017	Wengreen	
D778,192 S	2/2017	Bolger et al.	
D780,740 S	3/2017	Kim	
D780,798 S	3/2017	Yang et al.	
D782,342 S	3/2017	Dwivedula et al.	
D782,926 S	4/2017	Hojo et al.	
D783,619 S	4/2017	Couture et al.	
D784,397 S	4/2017	Kim et al.	
9,610,388 B2	4/2017	Aceto et al.	
9,629,986 B2	4/2017	Patel et al.	
D785,608 S	5/2017	Weaver et al.	
D788,363 S	5/2017	Chen	
D788,364 S	5/2017	Chen	
D788,911 S	6/2017	Deutsch et al.	
D789,598 S	6/2017	Chen	
D790,766 S	6/2017	Li	
9,682,179 B2	6/2017	May	
D792,438 S	7/2017	Kim et al.	
D793,264 S	8/2017	Ye	
D796,735 S	9/2017	Foleghi	
D797,275 S	9/2017	Evans et al.	
D802,834 S	11/2017	Mathias et al.	
D803,289 S	11/2017	Glazer et al.	
D806,388 S	1/2018	Akana et al.	
D814,016 S	3/2018	Bjelovuk et al.	
D815,727 S	4/2018	Bjelovuk et al.	
D816,070 S	4/2018	Marzynski et al.	
D816,525 S	5/2018	Sawai et al.	
D816,528 S	5/2018	Wen	
D817,269 S	5/2018	Sukphist et al.	
D818,637 S	5/2018	Ringel	
D818,640 S	5/2018	Kakoun	
D821,374 S	6/2018	Jun et al.	
9,994,380 B1	6/2018	Szeremeta et al.	
D823,370 S	7/2018	Lee et al.	
D824,983 S	8/2018	Wong et al.	
10,046,096 B2	8/2018	Askem et al.	
D828,950 S	9/2018	Gu	
10,076,449 B2	9/2018	Allen et al.	
D830,446 S	10/2018	Muhlenkamp, IV et al.	
D830,869 S	10/2018	Siminoff et al.	
D877,321 S *	3/2020	DiMatteo	D24/110
D902,921 S *	11/2020	Riot	D14/344
D936,833 S *	11/2021	Sunada	D24/164
D939,829 S *	1/2022	Goldstein	D3/294
D948,728 S *	4/2022	Park	D24/186
11,471,573 B2 *	10/2022	Rice	A61B 5/1076
2003/0125646 A1	7/2003	Whitlock	
2004/0057855 A1	3/2004	Gerlach et al.	
2004/0105230 A1	6/2004	Lin	
2004/0167482 A1	8/2004	Watson	
2006/0009744 A1	1/2006	Edrman et al.	
2006/0129137 A1	6/2006	Lockwood et al.	
2007/0040454 A1	2/2007	Freudenberger et al.	
2007/0055209 A1	3/2007	Patel et al.	
2007/0225663 A1	9/2007	Watt et al.	
2007/0255194 A1	11/2007	Gudnason et al.	
2008/0009815 A1	1/2008	Grabenkort et al.	
2008/0031748 A1	2/2008	Ihle et al.	
2008/0033400 A1	2/2008	Holper et al.	
2008/0132821 A1	6/2008	Propp et al.	
2008/0306456 A1	12/2008	Riesinger	
2009/0125004 A1	5/2009	Shen et al.	
2009/0157024 A1	6/2009	Song	
2009/0227969 A1	9/2009	Jaeb et al.	
2009/0234306 A1	9/2009	Vitaris	
2009/0288660 A1	11/2009	Chen et al.	
2009/0299251 A1	12/2009	Buan	
2009/0299306 A1	12/2009	Buan	
2009/0312728 A1	12/2009	Randolph et al.	
2010/0125258 A1	5/2010	Coulthard et al.	
2010/0125259 A1	5/2010	Olson	
2010/0259406 A1	10/2010	Caso et al.	
2010/0265649 A1	10/2010	Singh et al.	
2010/0305526 A1	12/2010	Robinson et al.	
2010/0318052 A1	12/2010	Ha et al.	
2011/0004172 A1	1/2011	Eckstein et al.	
2011/0004188 A1	1/2011	Shekalim	
2011/0118683 A1	5/2011	Weston	
2011/0152799 A1	6/2011	Bendele et al.	
2011/0224631 A1	9/2011	Simmons	
2012/0051945 A1	3/2012	Orndorff et al.	

(56)

References Cited

U.S. PATENT DOCUMENTS

2012/0095380 A1 4/2012 Gergley et al.
 2012/0123358 A1 5/2012 Hall et al.
 2012/0136325 A1* 5/2012 Allen A61M 5/48
 604/319
 2013/0066285 A1 3/2013 Locke et al.
 2013/0066289 A1 3/2013 Song et al.
 2013/0090616 A1 4/2013 Neubauer
 2013/0116635 A1 5/2013 Fleischmann
 2013/0116639 A1 5/2013 Bendele et al.
 2013/0138054 A1 5/2013 Fleischmann
 2013/0144227 A1 6/2013 Locke et al.
 2013/0144230 A1 6/2013 Wu et al.
 2013/0150814 A1 6/2013 Buan
 2013/0165878 A1 6/2013 Heagle
 2013/0274688 A1 10/2013 Weston
 2013/0296762 A1 11/2013 Toth
 2013/0302545 A1 11/2013 Schnelker et al.
 2013/0331822 A1 12/2013 Patel et al.
 2014/0114268 A1 4/2014 Auguste et al.
 2014/0121638 A1 5/2014 Mosa et al.
 2014/0160349 A1 6/2014 Huang et al.
 2014/0200533 A1 7/2014 Whyte et al.
 2014/0228791 A1 8/2014 Hartwell
 2014/0236109 A1 8/2014 Greener
 2014/0316359 A1 10/2014 Collinson et al.
 2014/0343516 A1 11/2014 Coulthard et al.
 2015/0025482 A1 1/2015 Begin et al.
 2015/0032035 A1 1/2015 Banwell et al.
 2015/0065965 A1 3/2015 Haggstrom et al.
 2015/0119831 A1 4/2015 Robinson et al.
 2015/0119832 A1 4/2015 Locke
 2015/0119833 A1 4/2015 Coulthard et al.
 2015/0209492 A1 7/2015 Blott et al.
 2015/0308994 A1 10/2015 Hammond et al.
 2015/0320604 A1 11/2015 Adie et al.
 2016/0000611 A1 1/2016 Niederauer et al.
 2016/0001019 A1* 1/2016 Fink A61M 11/005
 128/200.14
 2016/0018051 A1 1/2016 Lin
 2016/0051737 A1 2/2016 Joshi et al.
 2016/0067392 A1 3/2016 Pratt et al.
 2016/0081859 A1 3/2016 Hartwell
 2016/0136339 A1 5/2016 Begin et al.
 2016/0144084 A1 5/2016 Collinson et al.
 2016/0250410 A1 9/2016 Traversaz et al.
 2016/0298620 A1 10/2016 Cordoba et al.
 2016/0317357 A1 11/2016 Vitaris et al.
 2017/0095598 A1 4/2017 Joshi et al.
 2017/0128642 A1 5/2017 Buan
 2017/0181896 A1 6/2017 Hartwell
 2017/0181897 A1 6/2017 Hartwell
 2017/0216501 A1 8/2017 Armstrong et al.
 2017/0296716 A1 10/2017 Middleton et al.
 2017/0368239 A1 12/2017 Askem et al.
 2018/0000650 A1 1/2018 Robinson et al.
 2018/0008470 A1 1/2018 Barta et al.
 2018/0133378 A1 5/2018 Askem et al.
 2018/0140814 A1 5/2018 Pratt et al.
 2018/0200414 A1 7/2018 Askem et al.
 2018/0200419 A1 7/2018 Locke et al.
 2018/0228654 A1* 8/2018 Sarangapani A61F 13/00068
 2018/0318476 A1 11/2018 Askem et al.
 2018/0326129 A1 11/2018 Askem et al.
 2022/0241486 A1* 8/2022 Allen A61M 1/74

FOREIGN PATENT DOCUMENTS

DE 34 43 101 5/1986
 DE 20 2004 017 052 7/2005
 EP 0 257 916 3/1988
 EP 0 340 018 11/1989
 EP 1 476 217 3/2008
 EP 1 955 887 8/2008
 EP 2 302 127 3/2011

EP 2 021 046 3/2012
 EP 2 462 908 6/2012
 EP 2 544 642 1/2015
 EP 2 648 668 1/2015
 EP 3628289 B1 11/2021
 FR 1 163 907 10/1958
 GB 1255395 12/1971
 GB 2307180 B 6/2000
 GB 2468905 A 9/2010
 JP D1583266 * 8/2017
 RU 00104137 * 7/2017
 WO WO 1983/00742 3/1983
 WO WO-9216245 A1 10/1992
 WO WO 1995/029959 11/1995
 WO WO 1996/05873 2/1996
 WO WO 2004/077387 9/2004
 WO WO 2005/025447 3/2005
 WO WO-2005046760 A1 5/2005
 WO WO-2005105180 A1 11/2005
 WO WO 2005/123170 12/2005
 WO WO 2006/052839 5/2006
 WO WO 2006/133430 12/2006
 WO WO-2007113597 A2 10/2007
 WO WO 2008/039223 4/2008
 WO WO 2009/066105 5/2009
 WO WO 2009/124100 10/2009
 WO WO 2009/158128 12/2009
 WO WO-2009147402 A2 12/2009
 WO WO 2010/142959 12/2010
 WO WO 2011/135285 11/2011
 WO WO 2011/135286 11/2011
 WO WO 2011/135287 11/2011
 WO WO 2011/144888 11/2011
 WO WO 2012/041296 4/2012
 WO WO 2012/131237 10/2012
 WO WO 2012/140378 10/2012
 WO WO 2012/143665 10/2012
 WO WO 2013/010907 1/2013
 WO WO 2013/015827 1/2013
 WO WO 2013/064852 5/2013
 WO WO 2013/083800 6/2013
 WO WO 2013/090810 6/2013
 WO WO 2013/136181 9/2013
 WO WO 2013/149078 10/2013
 WO WO 2013/171585 11/2013
 WO WO 2014/008348 1/2014
 WO WO 2014/016759 1/2014
 WO WO 2014/020440 2/2014
 WO WO 2014/020443 2/2014
 WO WO 2014/108476 7/2014
 WO WO 2014/113253 7/2014
 WO WO 2015/022334 2/2015
 WO WO 2015/022340 2/2015
 WO WO 2015/031216 3/2015
 WO WO 2016/018448 2/2016
 WO WO 2016/174048 11/2016

OTHER PUBLICATIONS

Website titled "Living with Pico sNPWT" by Smith+Nephew. Copyright date: 2022. Retrieval date: Jun. 13, 2022. Retrieved from internet: <https://www.possiblewithpico.com/patient-info> (Year: 2022).*
 Pico 7 patient guide by Smith+Nephew. Copyright date: 2019. Retrieval date: Jun. 13, 2022. Retrieved from internet: https://www.possiblewithpico.com/sites/default/files/picoImages/documents/resources/PCPE31-28163-0321%20PICO%207%20Patient%20Guide%20_FINAL%20APPROVED.pdf (Year: 2019).*
 U.S. Appl. No. 29/492,115, filed May 28, 2014, Deutsch et al.
 U.S. Appl. No. 29/556,356, filed Feb. 29, 2016, Askem et al.
 U.S. Appl. No. 29/556,363, filed Feb. 29, 2016, Foleghi.
 U.S. Appl. No. 61/828,604, filed May 29, 2013, Collinson et al.
 U.S. Appl. No. 61/829,187, filed May 30, 2013, Collinson et al.
 U.S. Appl. No. 61/906,865, filed Nov. 20, 2013, Collinson et al.
 U.S. Appl. No. 61/907,350, filed Nov. 21, 2013, Collinson et al.
 "Acelity Nanova Negative Pressure Wound Therapy System Coming to Europe (Video)", Medgadget, May 28, 2015, in 1 page. URL:

(56)

References Cited

OTHER PUBLICATIONS

<https://www.medgadget.com/2015/05/aceity-nanova-negative-pressure-wound-therapy-system-coming-to-europe-video.html>.

“Invia Liberty Negative Pressure Wound Therapy (NPWT) System”, Medela, accessed Apr. 10, 2018, in 5 pages. URL: <http://www.medela-healthcare.us/healthcare/products/npwt/invia-liberty>. “Technology Watch”, May 1989, in 1 page.

Bamboo Fun Reference by legimac on Zwame Forum, dated Dec. 17, 2017, found online Oct. 18, 2018, in 8 pages. URL: <https://forum.zwame.pt/threads/mesas-digitalizadoras.138057/page-2>.

Hersle, K. et al., “Uses of Dextranomer Absorbent Pads After Cryosurgery of Cutaneous Malignancies”, *The Journal of Dermatologic Surgery and Oncology*, vol. 8, Jan. 1982, in 4 pages.

International Search Report and Written Opinion, re PCT Application No. PCT/EP2015/063373, dated Sep. 2, 2015.

International Search Report, re PCT Application No. PCT/EP2014/071510, dated Feb. 5, 2015.

International Preliminary Report for Patentability, re PCT Application No. PCT/EP2014/071510, dated Apr. 21, 2016.

International Search Report and Written Opinion, re PCT Application No. PCT/EP2014/071520, dated Feb. 5, 2015.

International Preliminary Report for Patentability, re PCT Application No. PCT/EP2014/071520, dated Apr. 21, 2016.

Kalypto Medical, Npd 1000 NPWT Pump & Control Module Product Specifications, Oct. 2009, in 2 pages.

Kendall ULTEC Hydrocolloid Dressing (4"×4"), product ordering page, web page downloaded Jul. 13, 2014, in 1 page.

Advantec MFS, Inc., “Membrane Filters” (catalog), accessed Jan. 29, 2016 (publication date unknown, but believed to be copyright 2001-2011), in 17 pages. URL: <http://www.advantecmfs.com/catalog/filt/membrane.pdf#page=11>.

KCI Licensing, Prevena™ Incision Management System, Jan. 2010, in 2 pages.

KCI Licensing, Prevena™ Incision Management System Patient Guide, Jan. 2010, in 4 pages.

Protz, K., “Moderne Wundaufgaben unterstützen Heilungsprozess”, *Wundversorgung: Indikation und Anwendung*, *Geriatric Journal*, Apr. 2005, pp. 3333-3339, with translation, in 17 pages.

Sandberg, J., “Post-operative use of Pico™ Single use Negative Pressure Wound Therapy improves predictability in wound healing and reduces complications following orthopaedic surgery”, *OrthoSpineNews*, Sep. 8, 2016, in 1 page. URL: <http://www.orthospinenews.com/2016/09/08/post-operative-use-of-pico-single-use-negative-pressure-wound-therapy-improves-predictability-in-wound-healing-and-reduces-complications-following-orthopaedic-surgery/>.

Smith & Nephew, “Pico Simplified Negative Pressure Wound Therapy”, sales brochure in 8 pages, Jul. 2011, Australia and New Zealand.

Smith & Nephew, “Pico Single Use Negative Pressure Wound Therapy System”, spiral booklet, Mar. 2011, in 7 pages.

Smith & Nephew, “Unlock patient centric solutions with Pico”, sales brochure in 2 pages, May 2014, United Kingdom.

Smith & Nephew, “Supporting healthcare professionals in incision management with Pico”, sales brochure in 8 pages, Aug. 2014, United Kingdom.

Web page labeled “The XVS System,” printed from Cerulean Medical website, available before Oct. 14, 2010, in 1 page. URL: http://ceruleanmedical.com/Cerulean_Medical/The_XVS_System.html.

* cited by examiner

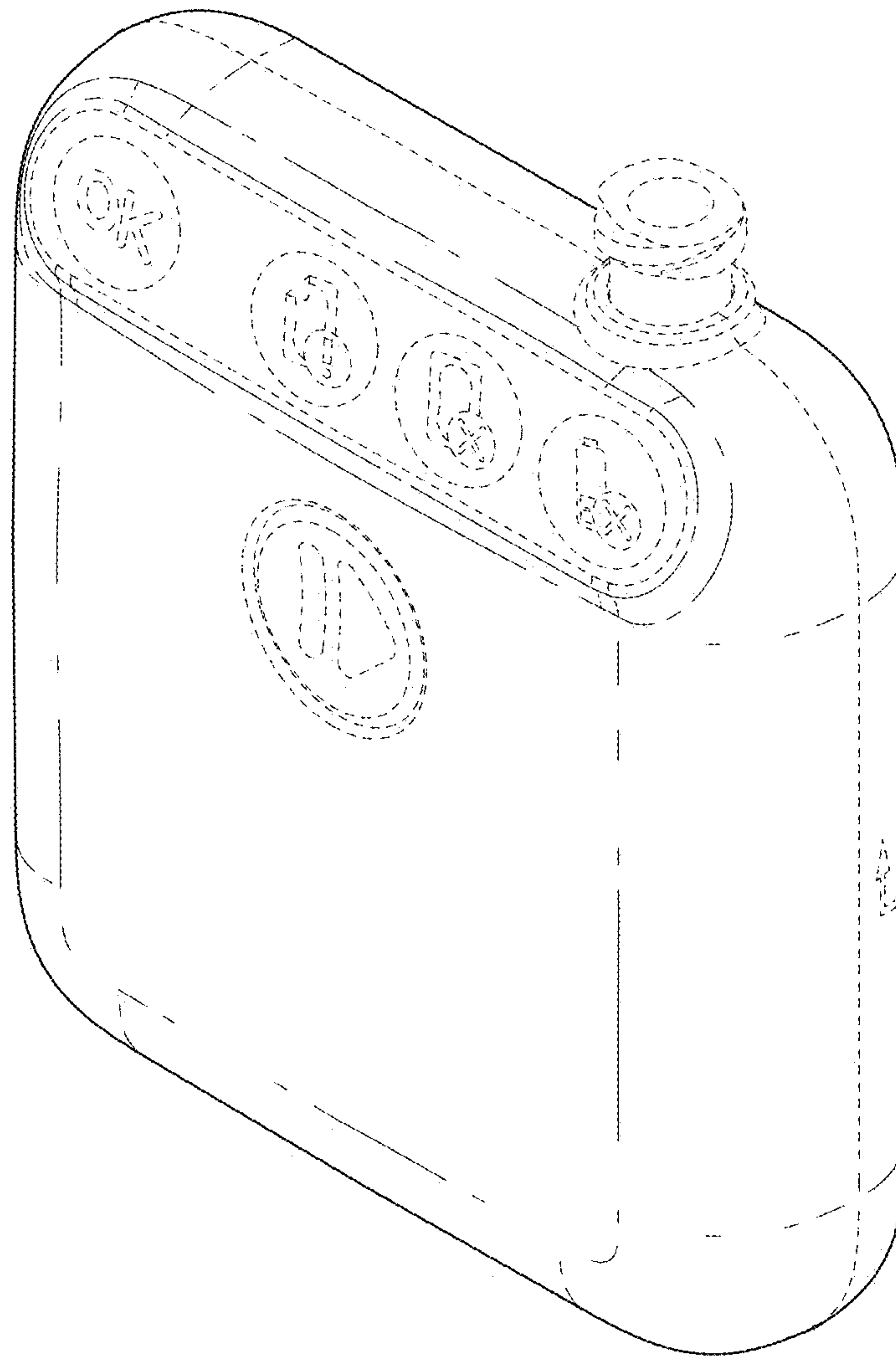


FIG. 1

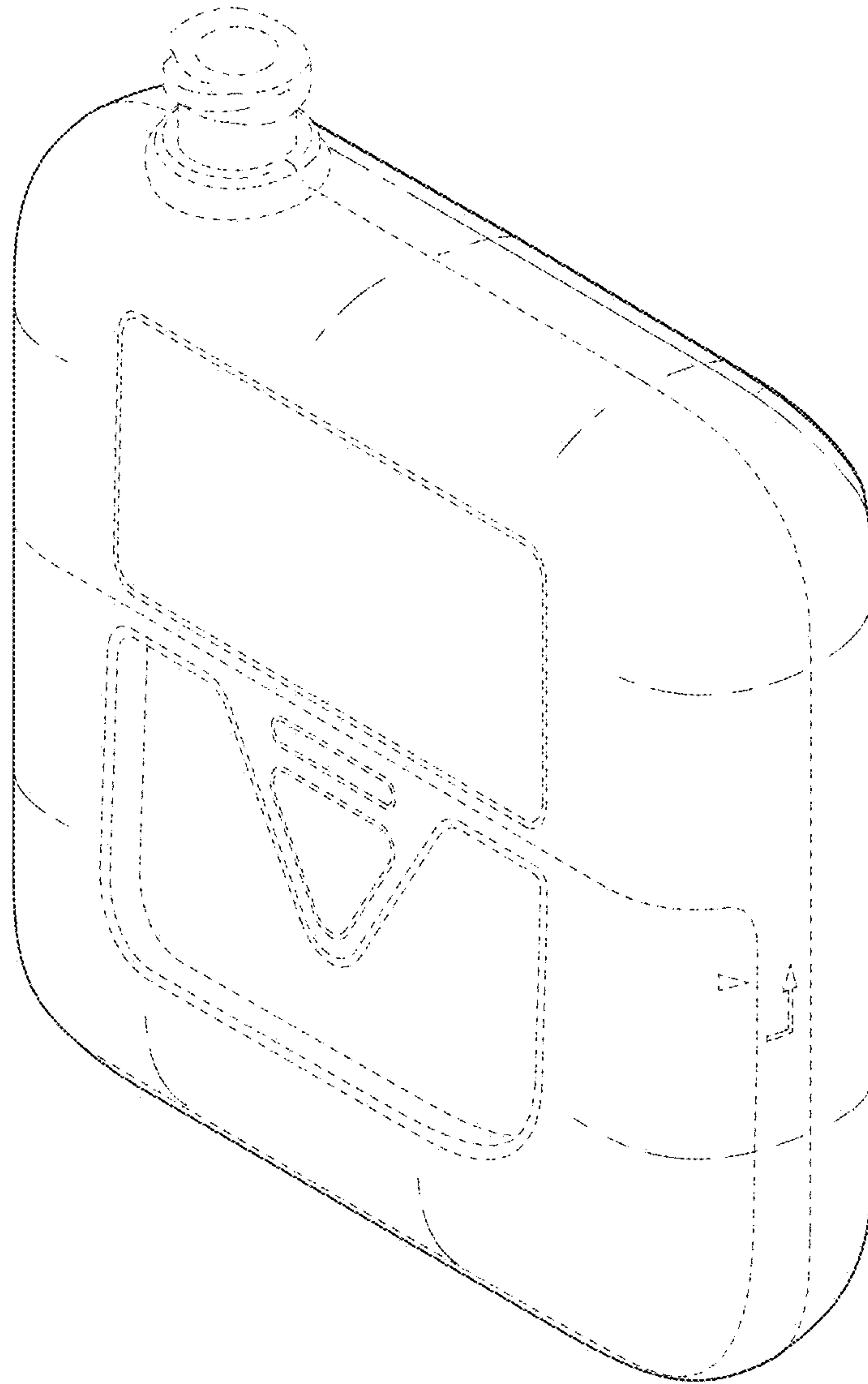


FIG. 2

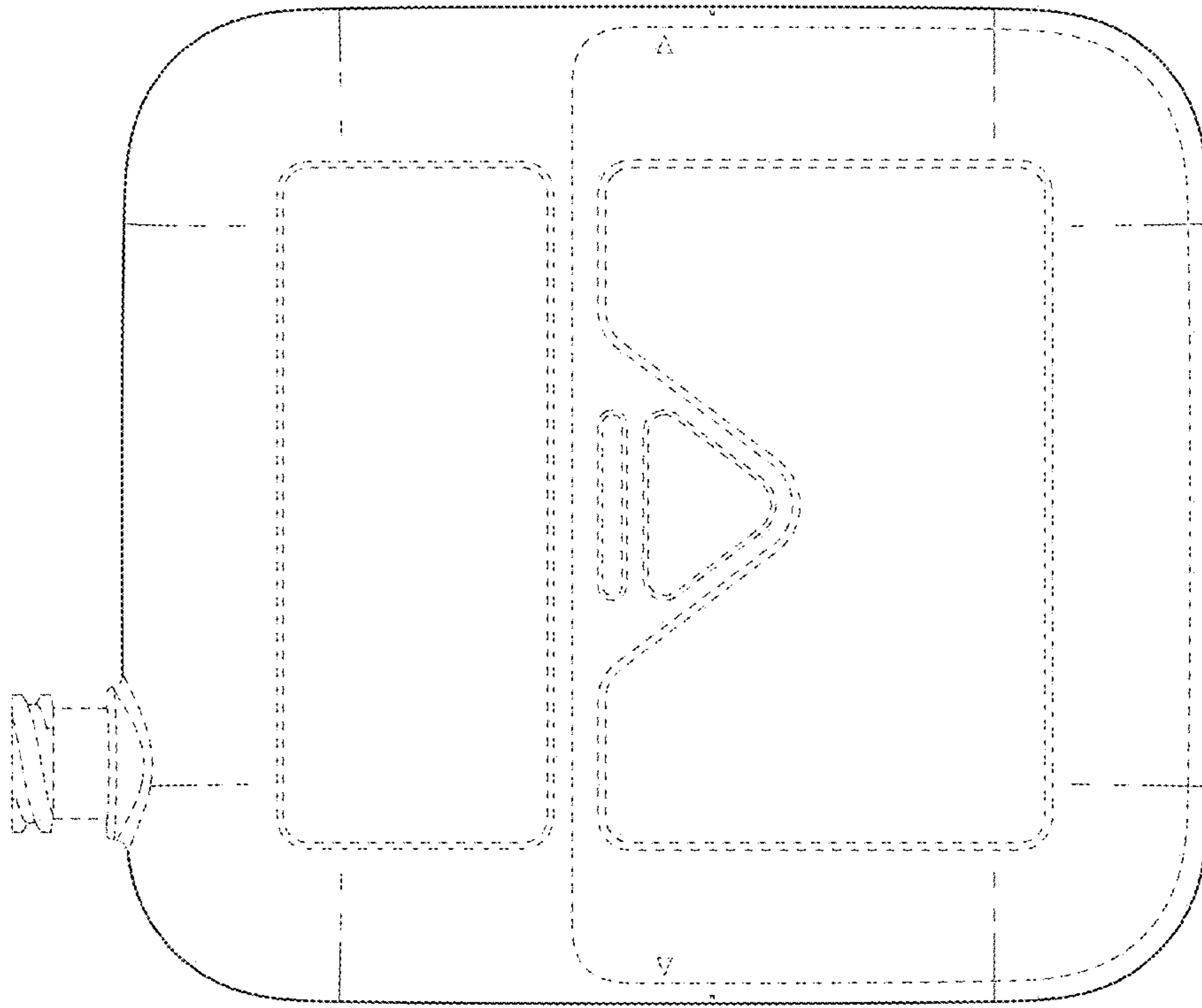


FIG. 4

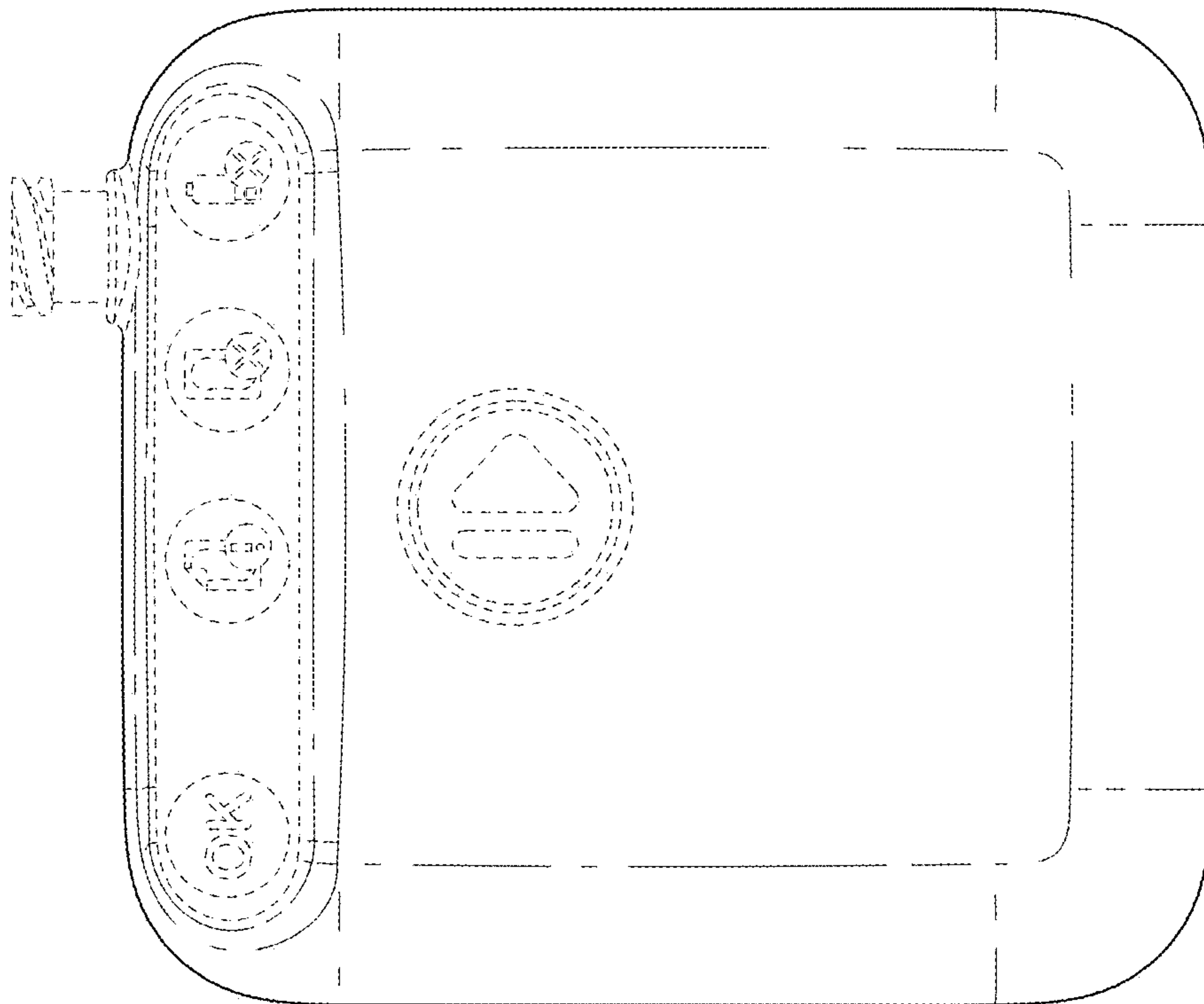


FIG. 3




FIG. 6

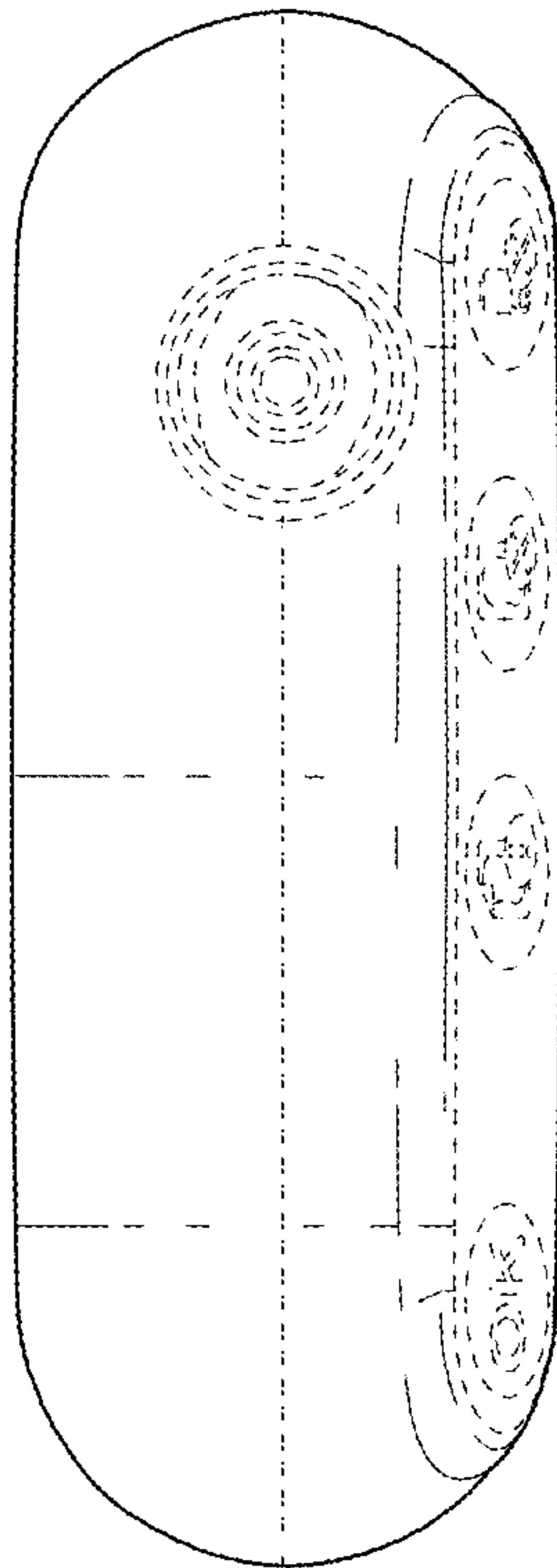


FIG. 5

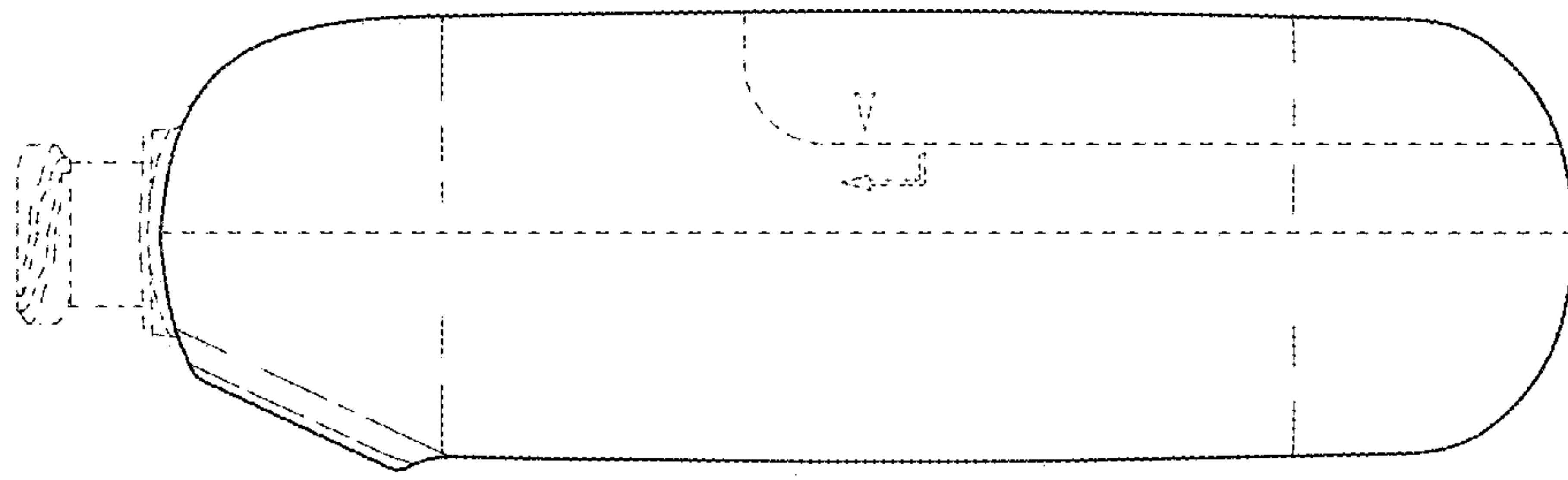


FIG. 7

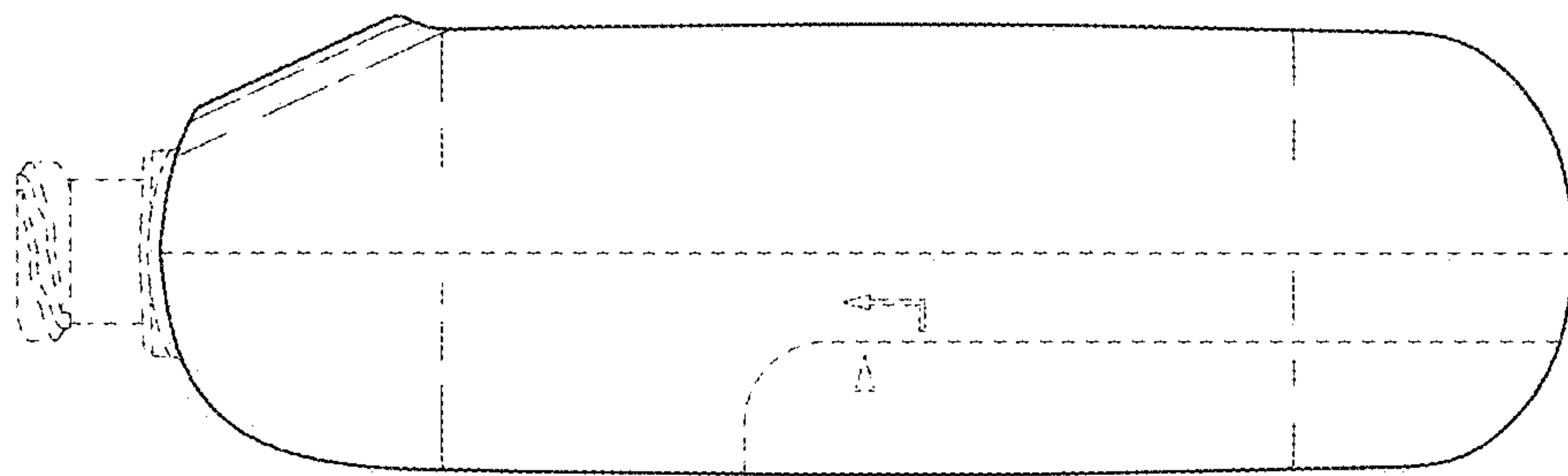


FIG. 8