



US00D985747S

(12) **United States Design Patent** (10) **Patent No.:** **US D985,747 S**
Park (45) **Date of Patent:** **** May 9, 2023**

(54) **AIR PURIFIER**

(56) **References Cited**

(71) Applicant: **Cuckoo Homesys Co., Ltd.**,
Gyeonggi-do (KR)

U.S. PATENT DOCUMENTS

(72) Inventor: **Seo Jun Park**, Siheung-si (KR)

D835,765 S *	12/2018	Chen	D23/364
D862,673 S *	10/2019	Tang	D23/364
D864,367 S *	10/2019	Chen	D23/356
D928,298 S *	8/2021	Zuo	D23/364
D933,798 S *	10/2021	Wang	D23/364
D942,605 S *	2/2022	Yu	D23/364
D943,076 S *	2/2022	Yu	D23/364
D947,341 S *	3/2022	Xia	D23/364
D948,017 S *	4/2022	Chen	D23/364
D948,018 S *	4/2022	Li	D23/364
D960,339 S *	8/2022	Seo	D23/364
D961,751 S *	8/2022	Li	D23/364

(**) Term: **15 Years**

(21) Appl. No.: **35/512,954**

(22) Filed: **May 14, 2021**

(80) **Hague Agreement Data**

Int. Filing Date: **May 14, 2021**

Int. Reg. No.: **DM/214554**

Int. Reg. Date: **May 14, 2021**

Int. Reg. Pub. Date: **Nov. 19, 2021**

* cited by examiner

Primary Examiner — Gino Colan

Assistant Examiner — David Obrien

(30) **Foreign Application Priority Data**

Dec. 28, 2020 (KR) 30-2020-0065180

(51) **LOC (14) Cl.** **23-04**

(52) **U.S. Cl.**
USPC **D23/364**

(58) **Field of Classification Search**

USPC D7/509, 510, 558; D11/143, 152;
D14/195, 204, 210, 216, 221, 228, 240,
D14/242, 314, 496; D23/207, 208, 209,
D23/213, 223, 333, 335, 336, 351, 352,
D23/353, 355, 356, 358, 359, 360, 362,
D23/364-366; D24/108, 112, 129;
D26/26, 37, 40, 46, 49; D6/708

CPC F24F 6/00; F24F 6/06; F24F 1/00; F24F
1/02; F24F 1/022; A61M 11/02; A61M
11/041; A61L 9/00; A61L 9/03; A61L
9/12; A61L 9/122; A61L 2209/11; A61L
2209/14; A61L 2209/133; Y10S 261/17;
Y10S 261/88; Y10S 261/89; B01D 46/10;
B01D 46/0005; B01D 46/2411

See application file for complete search history.

(57) **CLAIM**

The ornamental design for an air purifier, as shown and described.

DESCRIPTION

- 1. Air purifier
- 1.1 : Perspective
- 1.2 : Front
- 1.3 : Rear
- 1.4 : Left
- 1.5 : Right
- 1.6 : Top
- 1.7 : Bottom

FIG. 1.1 is a perspective view of an air purifier; FIG. 1.2 is a front plan view of the air purifier; FIG. 1.3 is a rear plan view of the air purifier; FIG. 1.4 is a left side view of the air purifier; FIG. 1.5 is a right side view of the air purifier; FIG. 1.6 is a top plan view of the air purifier; FIG. 1.7 is a bottom plan view of the air purifier.

The broken lines shown in the figures are for the purpose of illustrating portions of the air purifier and form no part of the claimed design.

1 Claim, 7 Drawing Sheets

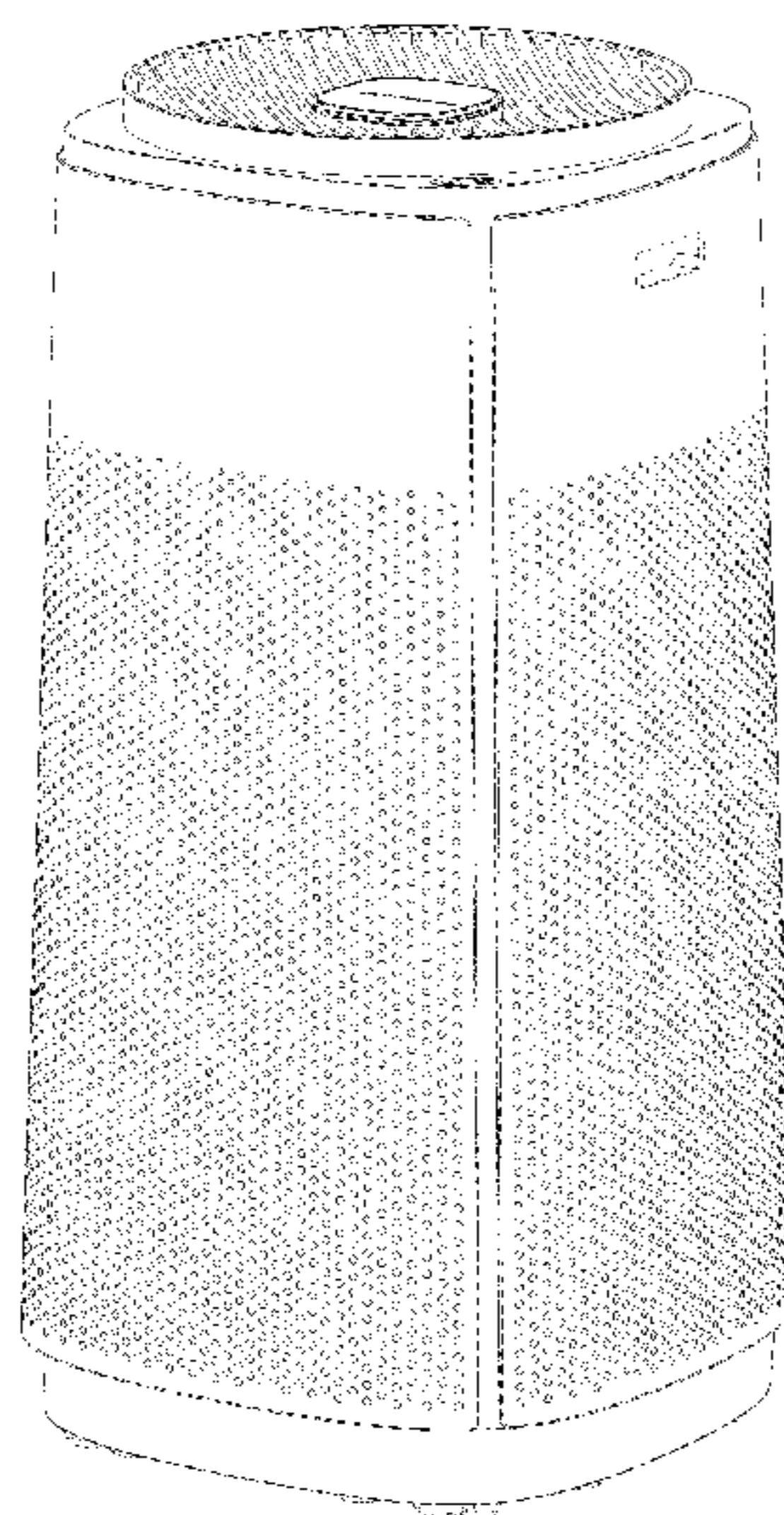


FIG. 1.1




FIG. 1.2




FIG. 1.3



FIG. 1.4




FIG. 1.5



FIG. 1.6

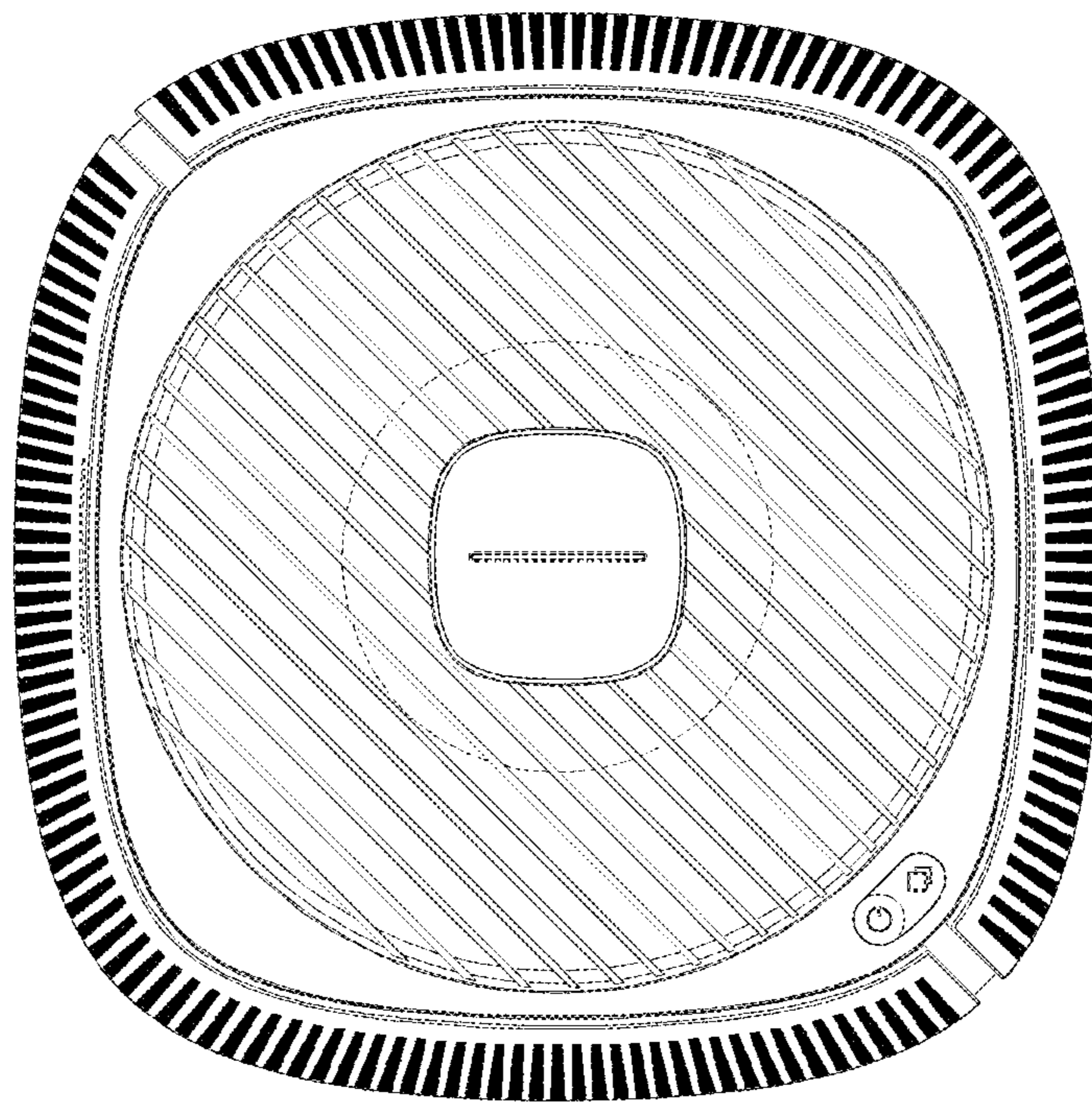


FIG. 1.7

