



US00D985706S

(12) **United States Design Patent** (10) **Patent No.:** **US D985,706 S**
Vaca (45) **Date of Patent:** **** May 9, 2023**

(54) **SPLASH PAD**

(71) Applicant: **Emily Catherine Vaca**, Chicago, IL (US)

(72) Inventor: **Emily Catherine Vaca**, Chicago, IL (US)

(**) Term: **15 Years**

(21) Appl. No.: **29/785,781**

(22) Filed: **May 27, 2021**

(51) **LOC (14) Cl.** **21-03**

(52) **U.S. Cl.**
USPC **D21/815**

(58) **Field of Classification Search**
USPC D21/811, 818, 819, 832, 835, 814, 815, D21/816, 803, 797
See application file for complete search history.

(56) **References Cited**

U.S. PATENT DOCUMENTS

D52,447 S *	9/1918	Holstein	D99/8
D153,052 S *	3/1949	Walker	D11/147
D171,138 S *	12/1953	Katz	D11/68
2,716,828 A *	9/1955	Adler, Jr.	A41G 1/00 428/17
D192,595 S *	4/1962	Kuntzman	36/43
D289,501 S	4/1987	Sally		
D295,706 S *	5/1988	Judiscak	D6/603
D312,548 S	12/1990	Sewak		
D381,757 S	7/1997	Azar		
D595,525 S *	7/2009	Dimond	D6/603
D656,354 S *	3/2012	Bellman	D6/592
D720,251 S *	12/2014	Yang	D11/84
D759,422 S *	6/2016	Schwing, III	D7/354
9,936,839 B1 *	4/2018	Richardson	A47K 3/064
D890,365 S	7/2020	Brittnell		
D901,126 S *	11/2020	Luo	D1/115
D904,540 S	12/2020	Chen		

OTHER PUBLICATIONS

Minnidip, announced 2021 [online], site visited Aug. 17, 2022]. Available on internet, URL:https://www.amazon.com/Minnidip-Palm-Leaf-Splash-Sprinkler/dp/B08YK1MHG8/ref (Year: 2021).*

* cited by examiner

Primary Examiner — Khawaja Anwar

Assistant Examiner — Julice Seung Eun Oum

(74) *Attorney, Agent, or Firm* — CreatiVenture Law, LLC; Dennis J M Donahue, III; Kevin Staed

(57) **CLAIM**

The ornamental design for a splash pad, as shown and described.

DESCRIPTION

FIG. 1 is a top perspective view of a splash pad; FIG. 2 is a bottom perspective view of the splash pad in FIG. 1;

FIG. 3 is a top plan view thereof;

FIG. 4 is a bottom plan view thereof;

FIG. 5 is a left side elevation view thereof;

FIG. 6 is a right side elevation view thereof;

FIG. 7 is a back elevation view thereof;

FIG. 8 is a front elevation view thereof;

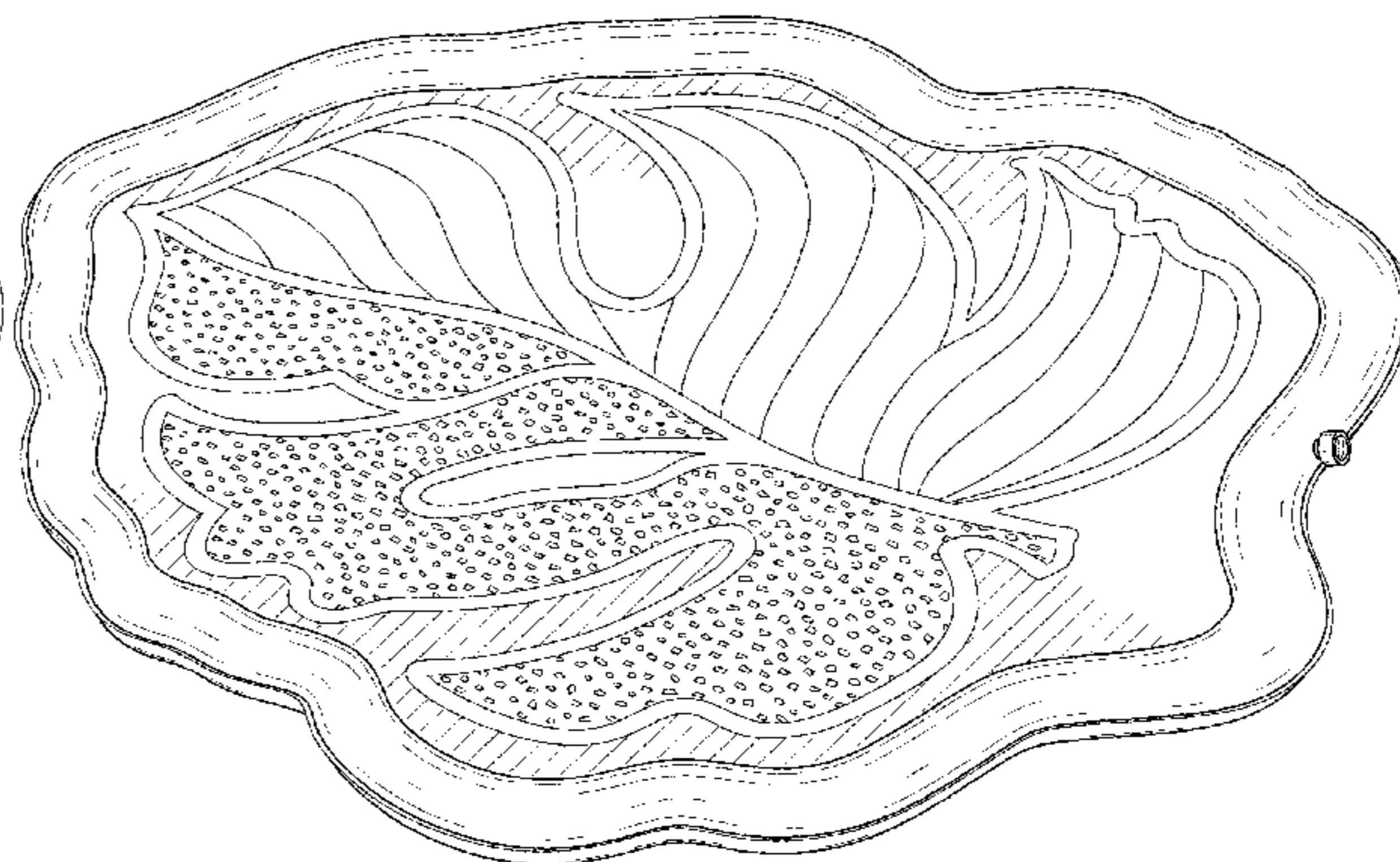
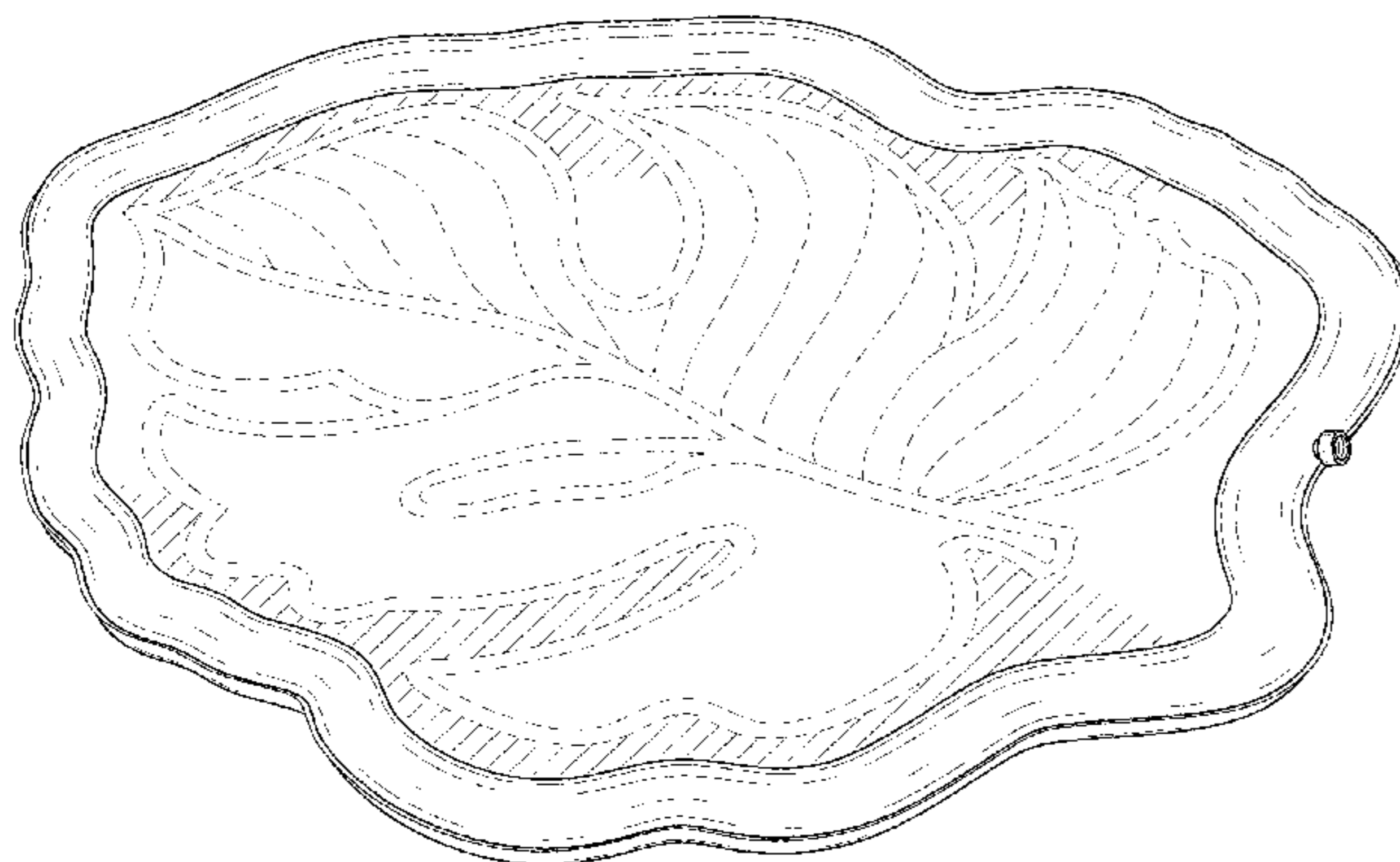
FIG. 9 is a top perspective view of a splash pad showing a second embodiment of the design; and,

FIG. 10 is a top plan view of the splash pad in FIG. 9.

The bottom perspective view, the bottom plan view and the elevation views of the second embodiment are substantially as shown in the corresponding views of the first embodiment.

The broken lines in FIGS. 1 and 3 of the first embodiment illustrate an optional graphic illustration on the splash pad and are for illustrative purposes. None of the broken lines form a part of a part of the claimed design for the first embodiment.

1 Claim, 7 Drawing Sheets



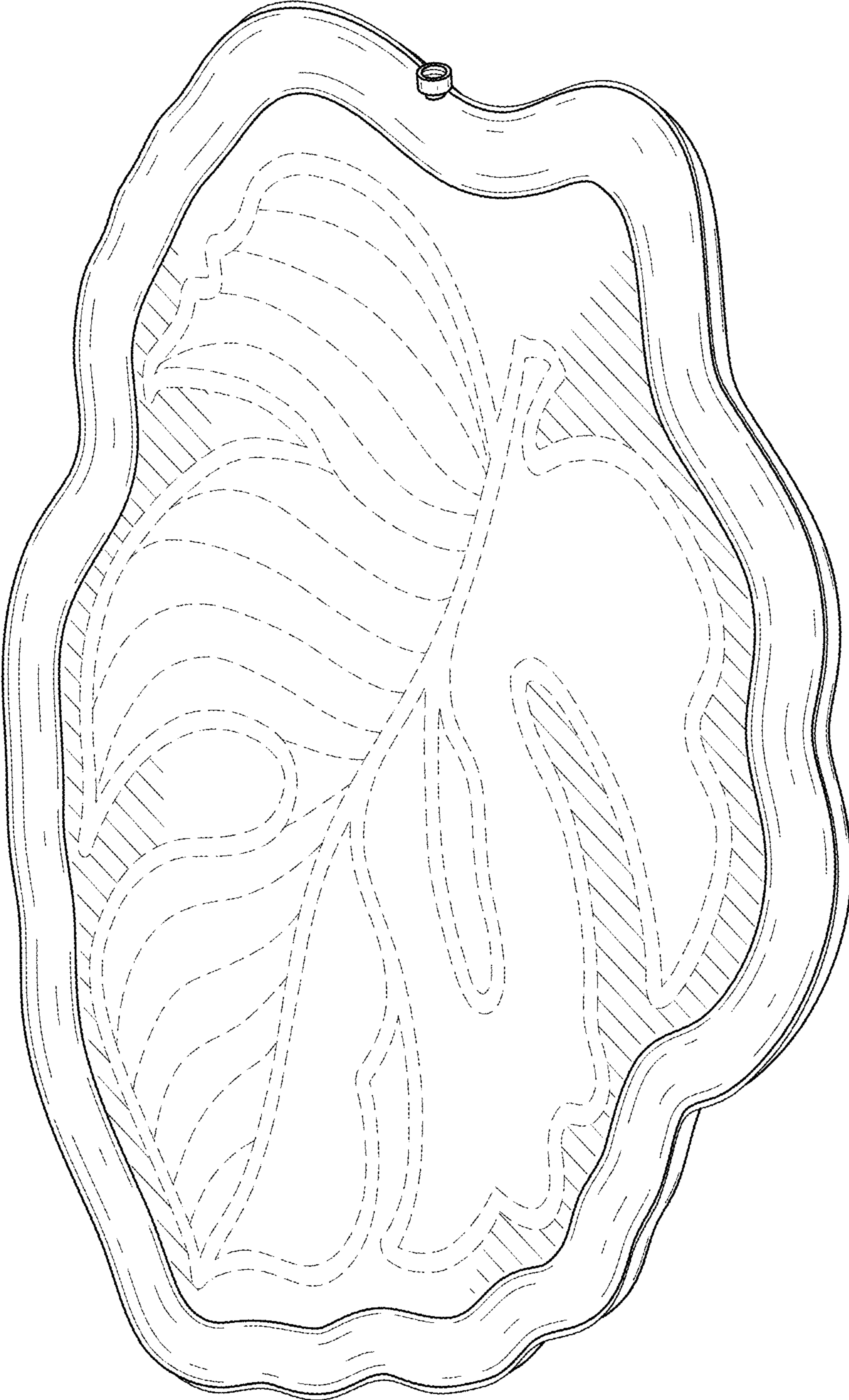


FIG. 1

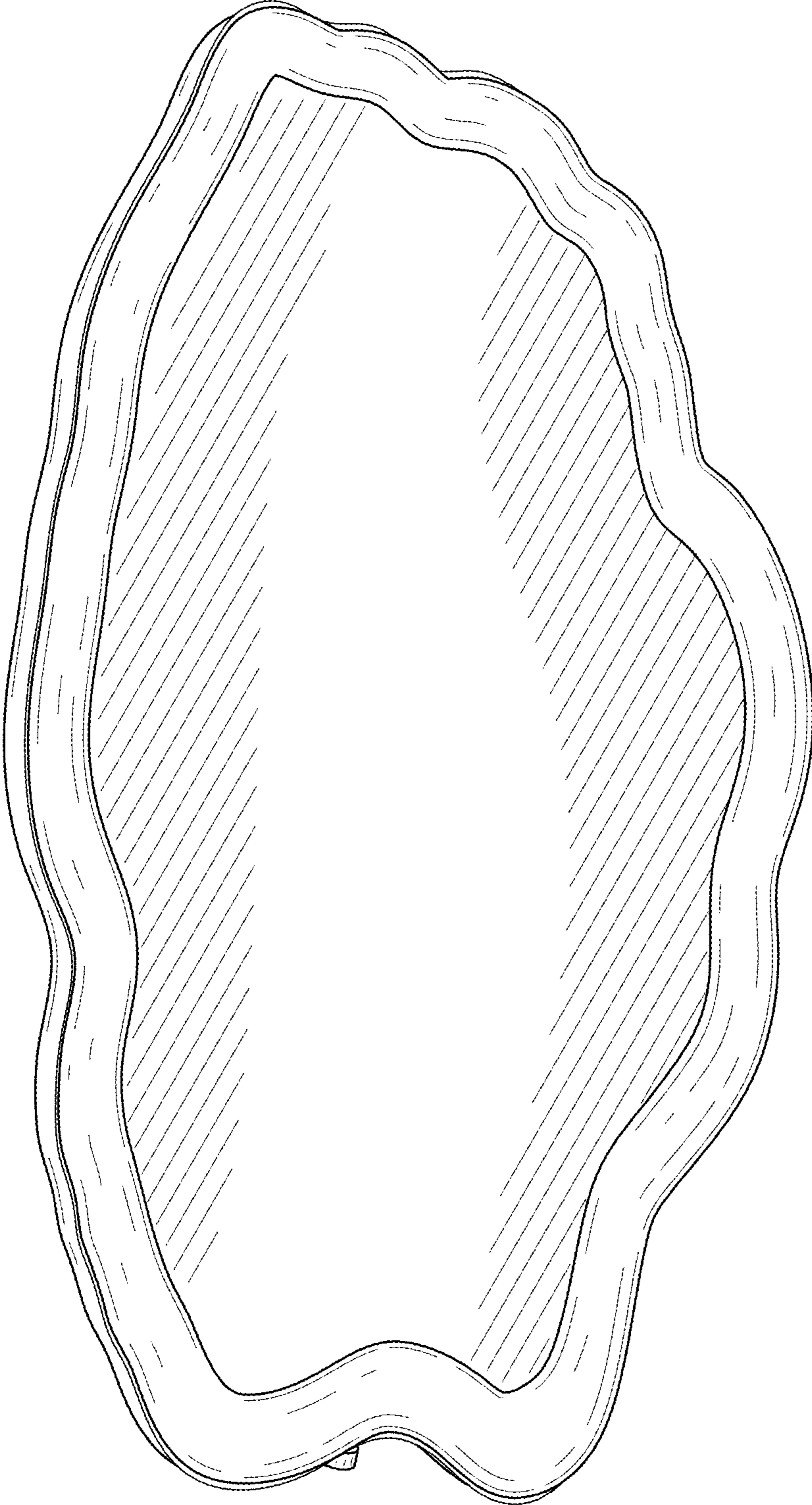


FIG. 2

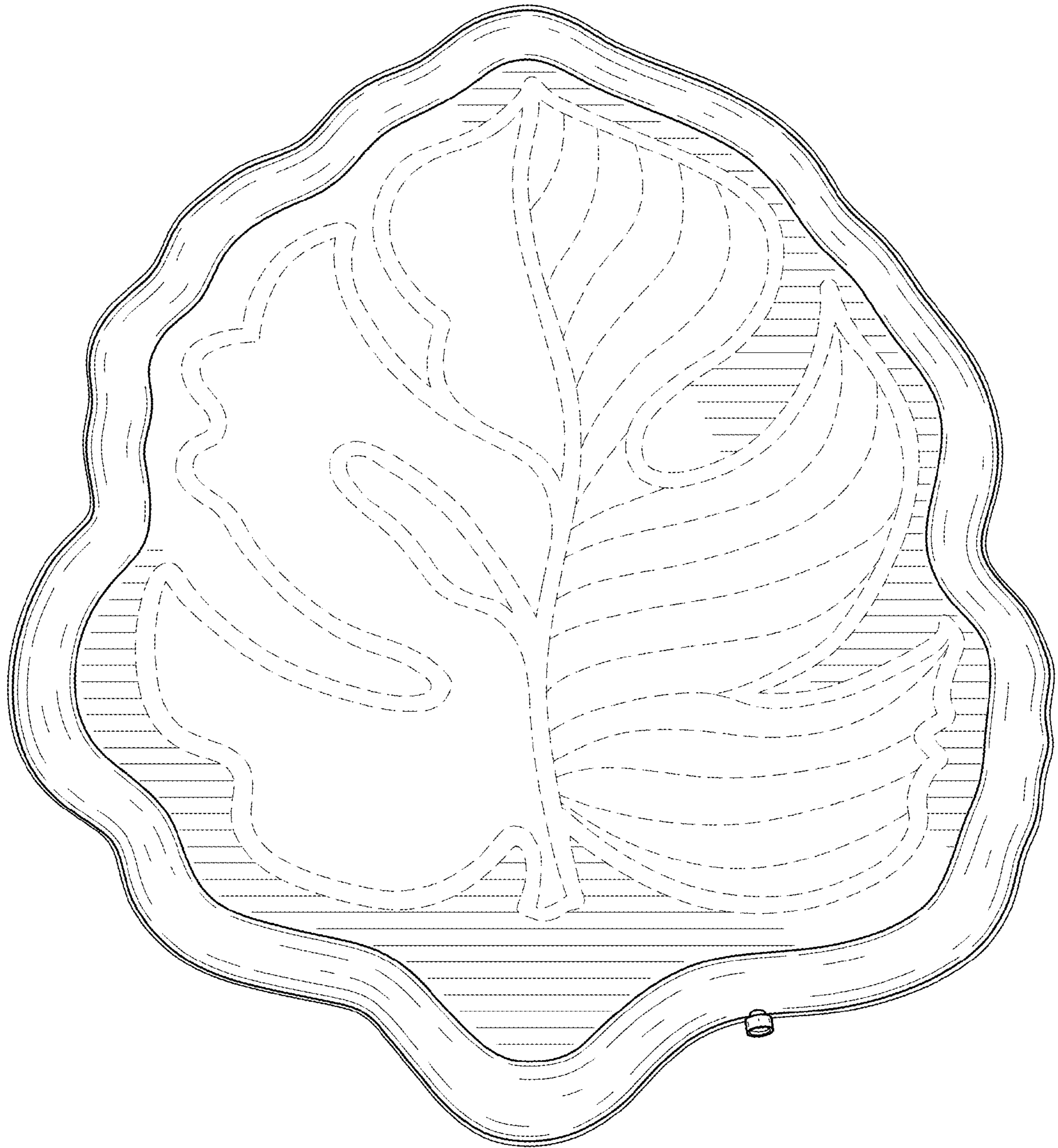


FIG. 3

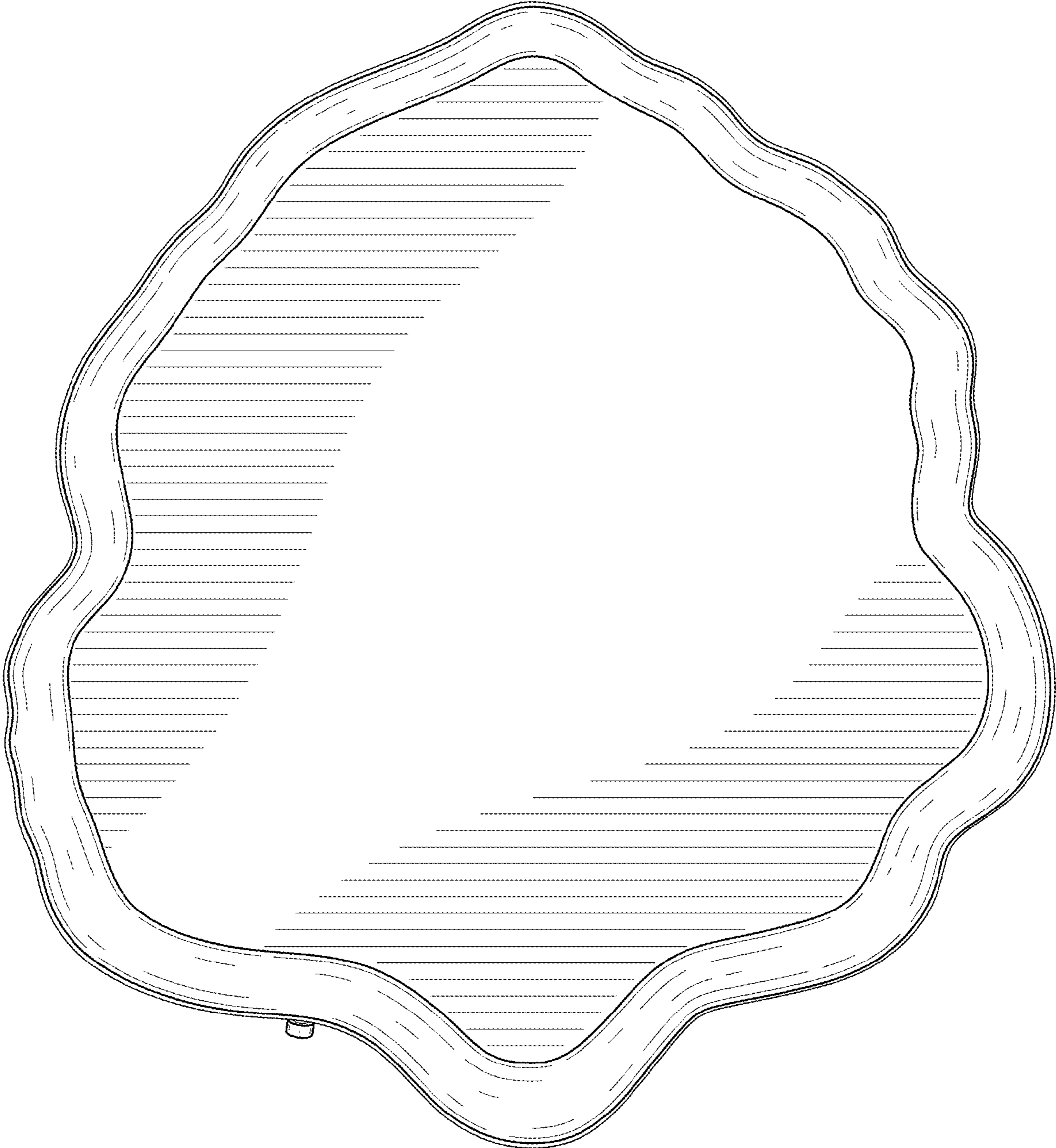


FIG. 4

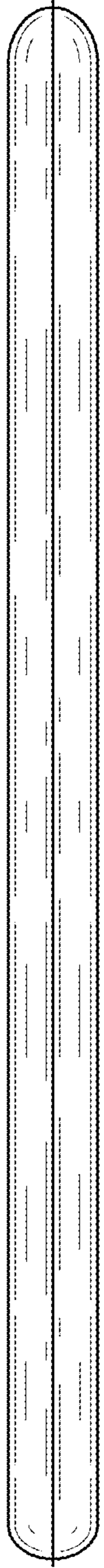


FIG. 5




FIG. 6



FIG. 7



FIG. 8

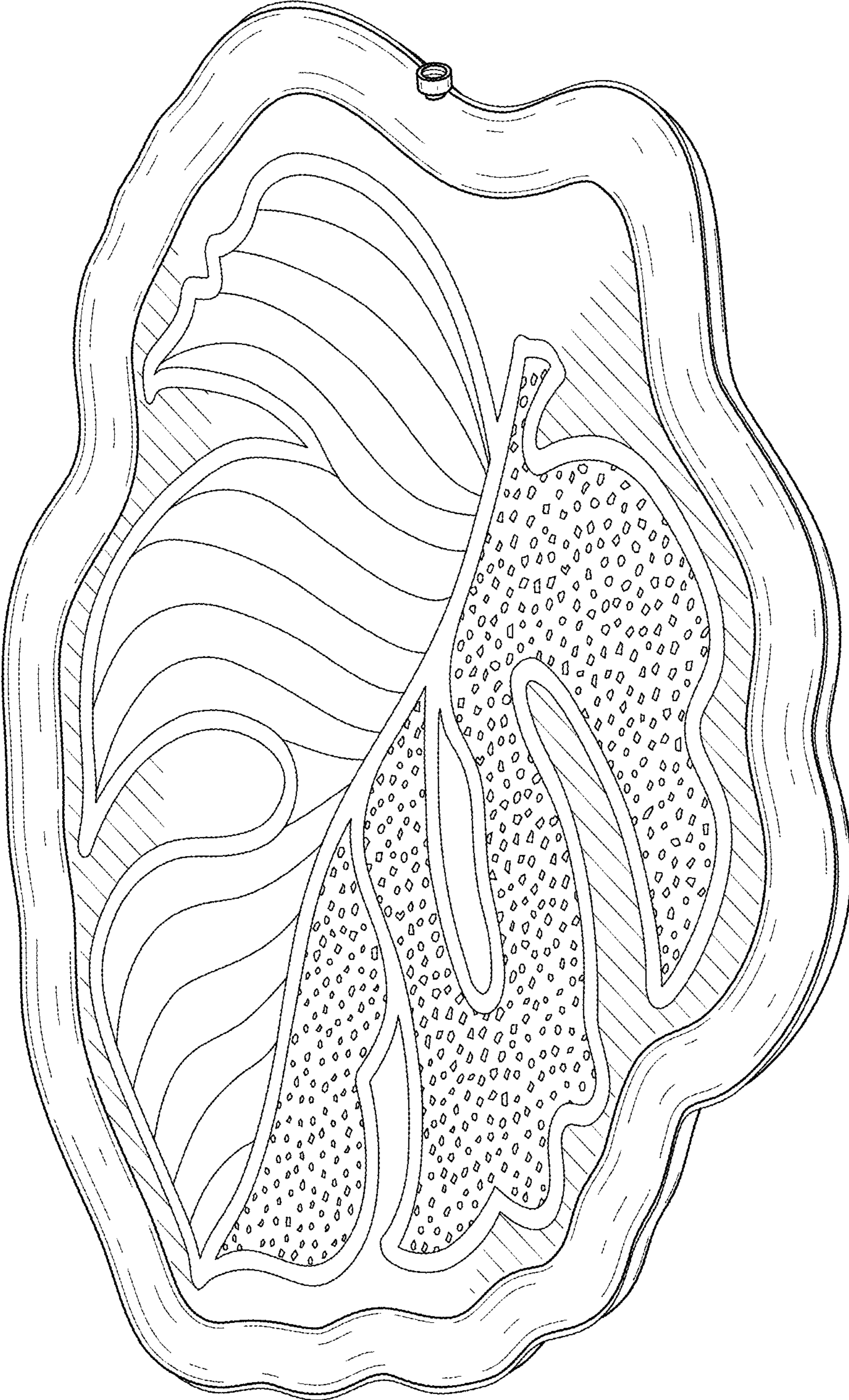


FIG. 9



FIG. 10