



US00D985700S

(12) **United States Design Patent** (10) **Patent No.:** **US D985,700 S**
Toulon et al. (45) **Date of Patent:** **** *May 9, 2023**

(54) **PUTTER HEAD**
(71) Applicant: **Callaway Golf Company**, Carlsbad, CA (US)
(72) Inventors: **Sean Toulon**, Vista, CA (US); **Luke Williams**, Carlsbad, CA (US); **Patrick Dawson**, Poway, CA (US)
(73) Assignee: **Topgolf Callaway Brands Corp.**, Carlsbad, CA (US)
(*) Notice: This patent is subject to a terminal disclaimer.
(**) Term: **15 Years**

| | | | | |
|----------------|---------|-----------|-------|-------------------------|
| D562,921 S * | 2/2008 | Nguyen | | D21/742 |
| D590,462 S * | 4/2009 | Hettinger | | D21/743 |
| 7,927,226 B1 * | 4/2011 | Twitty | | A63B 53/0487 473/254 |
| D643,893 S * | 8/2011 | Rollinson | | D21/742 |
| D648,407 S * | 11/2011 | Teramoto | | D21/743 |
| D691,225 S * | 10/2013 | Hilton | | D21/736 |
| D733,817 S * | 7/2015 | Jorgensen | | D21/736 |
| D769,383 S * | 10/2016 | Abbott | | D21/743 |
| D796,597 S * | 9/2017 | Serrano | | D21/736 |
| D817,424 S * | 5/2018 | Toulon | | D21/759 |
| D818,551 S * | 5/2018 | Toulon | | D21/759 |
| D832,379 S * | 10/2018 | Jertson | | D21/736 |
| D869,582 S * | 12/2019 | Rollinson | | D21/743 |
| D869,583 S * | 12/2019 | Rollinson | | D21/743 |
| D874,590 S * | 2/2020 | Lee | | D21/743 |

(Continued)

(21) Appl. No.: **29/795,353**
(22) Filed: **Jun. 17, 2021**
(51) **LOC (14) Cl.** **21-02**
(52) **U.S. Cl.**
USPC **D21/743**
(58) **Field of Classification Search**
USPC D21/736-746, 759
CPC A63B 53/00; A63B 53/04; A63B 53/007;
A63B 53/065; A63B 53/0487; A63B
60/00; A63B 60/46
See application file for complete search history.

OTHER PUBLICATIONS

Golf putters google search; google.com; Dec. 8, 2022.*
Odyssey golf putters; callawaygolf.com; Dec. 8, 2022.*

Primary Examiner — Mitchell I. Siegel
(74) *Attorney, Agent, or Firm* — Michael A. Catania;
Rebecca Hanovice; Sonia Lari

(56) **References Cited**

U.S. PATENT DOCUMENTS

| | | | | |
|--------------|---------|-----------|-------|---------|
| D207,227 S * | 3/1967 | Solheim | | D21/739 |
| D239,951 S * | 5/1976 | Carrier | | D21/742 |
| D389,207 S * | 1/1998 | Cameron | | D21/742 |
| D426,599 S * | 6/2000 | Morgan | | D21/736 |
| D426,600 S * | 6/2000 | Valentine | | D21/736 |
| D443,906 S * | 6/2001 | Hettinger | | D21/743 |
| D449,085 S * | 10/2001 | Breier | | D21/744 |
| D521,580 S * | 5/2006 | Burrows | | D21/736 |
| D548,294 S * | 8/2007 | Nguyen | | D21/736 |
| D552,196 S * | 10/2007 | Hueber | | D21/742 |

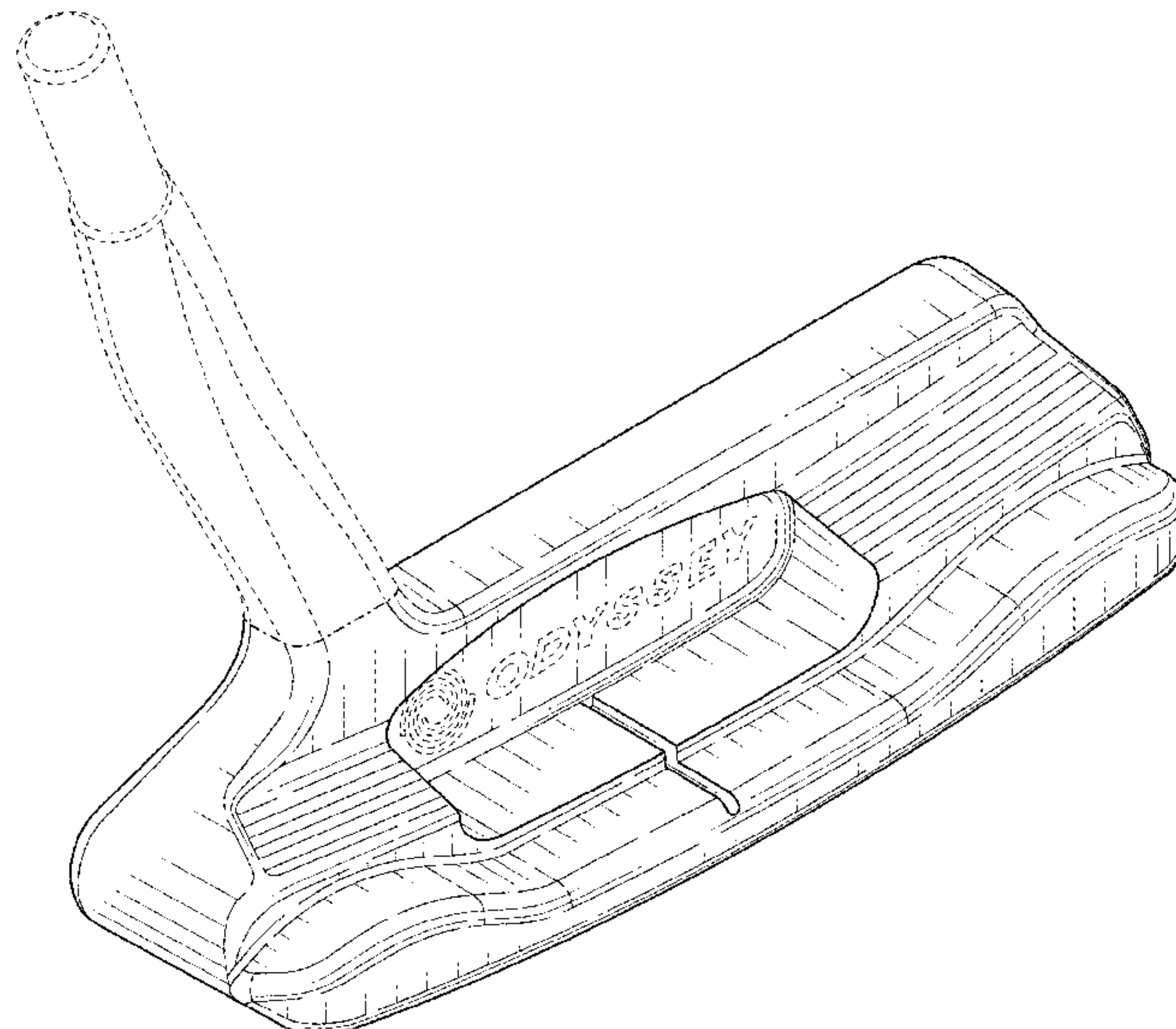
(57) **CLAIM**

The ornamental design for a putter head, as shown and described.

DESCRIPTION

FIG. 1 is a rear perspective view of the putter head claimed herein;
FIG. 2 is a front elevational view thereof;
FIG. 3 is a rear elevational view thereof;
FIG. 4 is a left side elevational view thereof;
FIG. 5 is a right side elevational view thereof;
FIG. 6 is a top plan view thereof; and,
FIG. 7 is a bottom perspective view thereof.
The broken lines shown form no part of the claimed design.

1 Claim, 5 Drawing Sheets



(56)

References Cited

U.S. PATENT DOCUMENTS

D912,746 S * 3/2021 Toulon D21/743
D965,090 S * 9/2022 Clarke D21/743

* cited by examiner

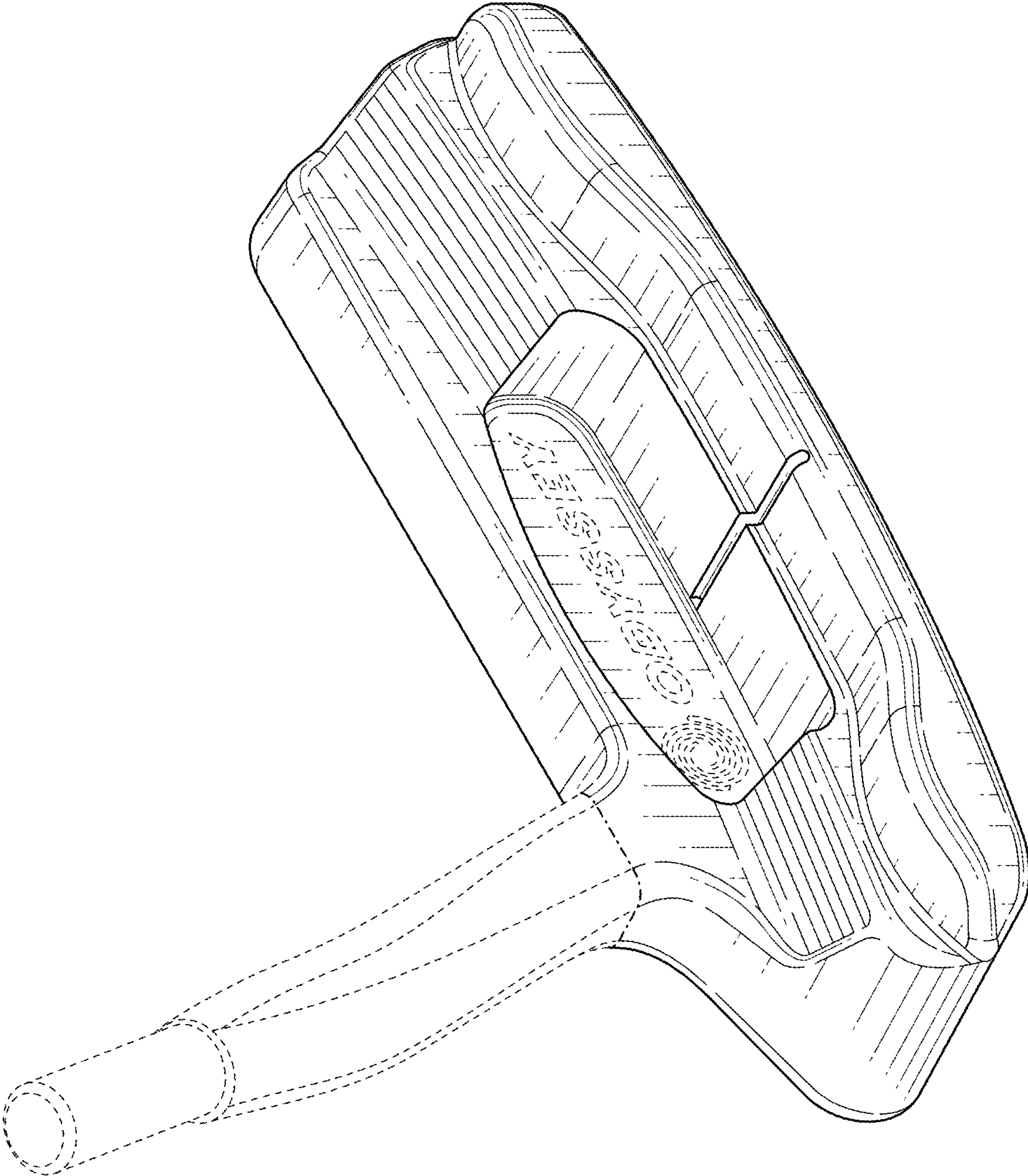


FIG. 1

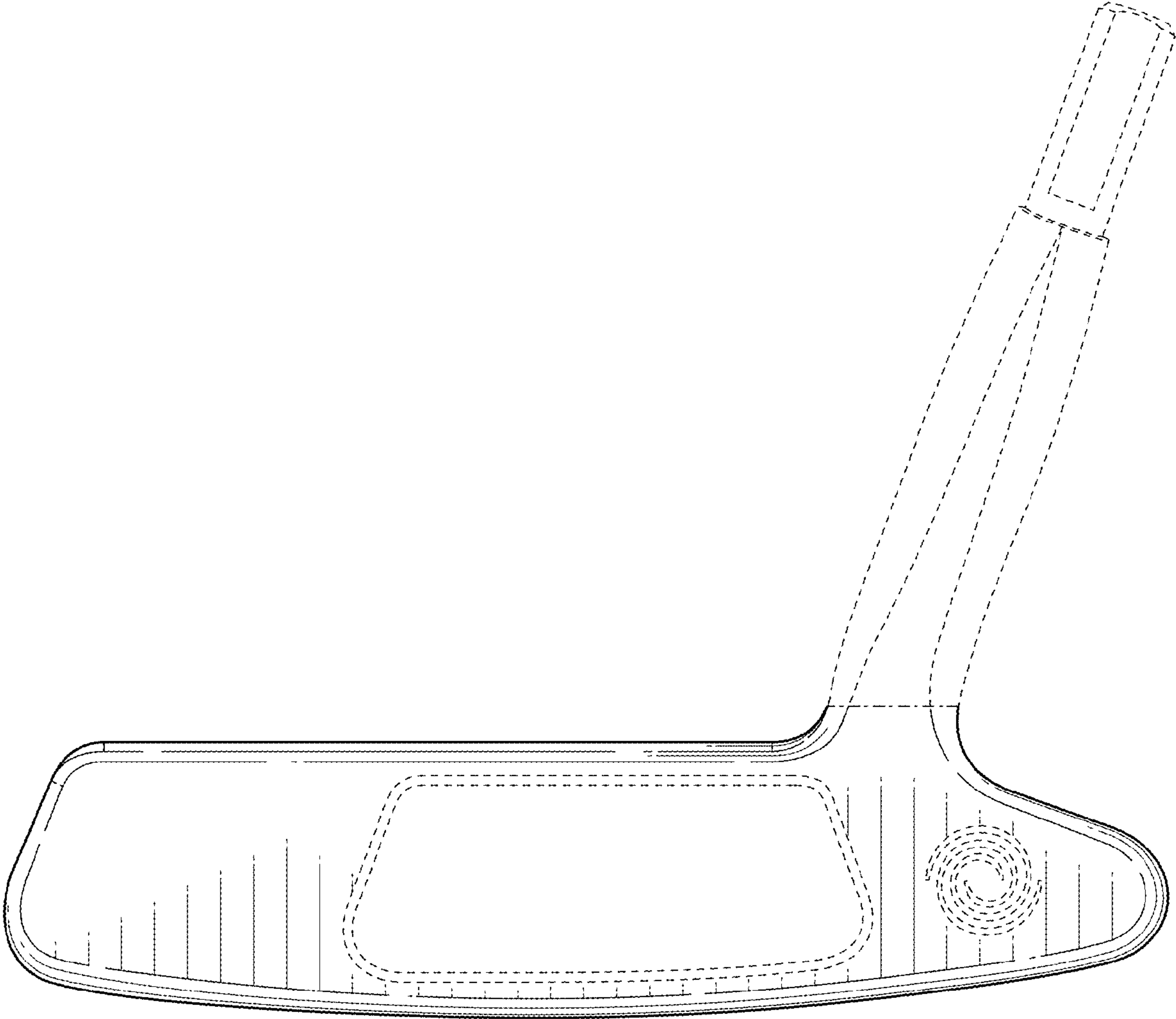


FIG. 2

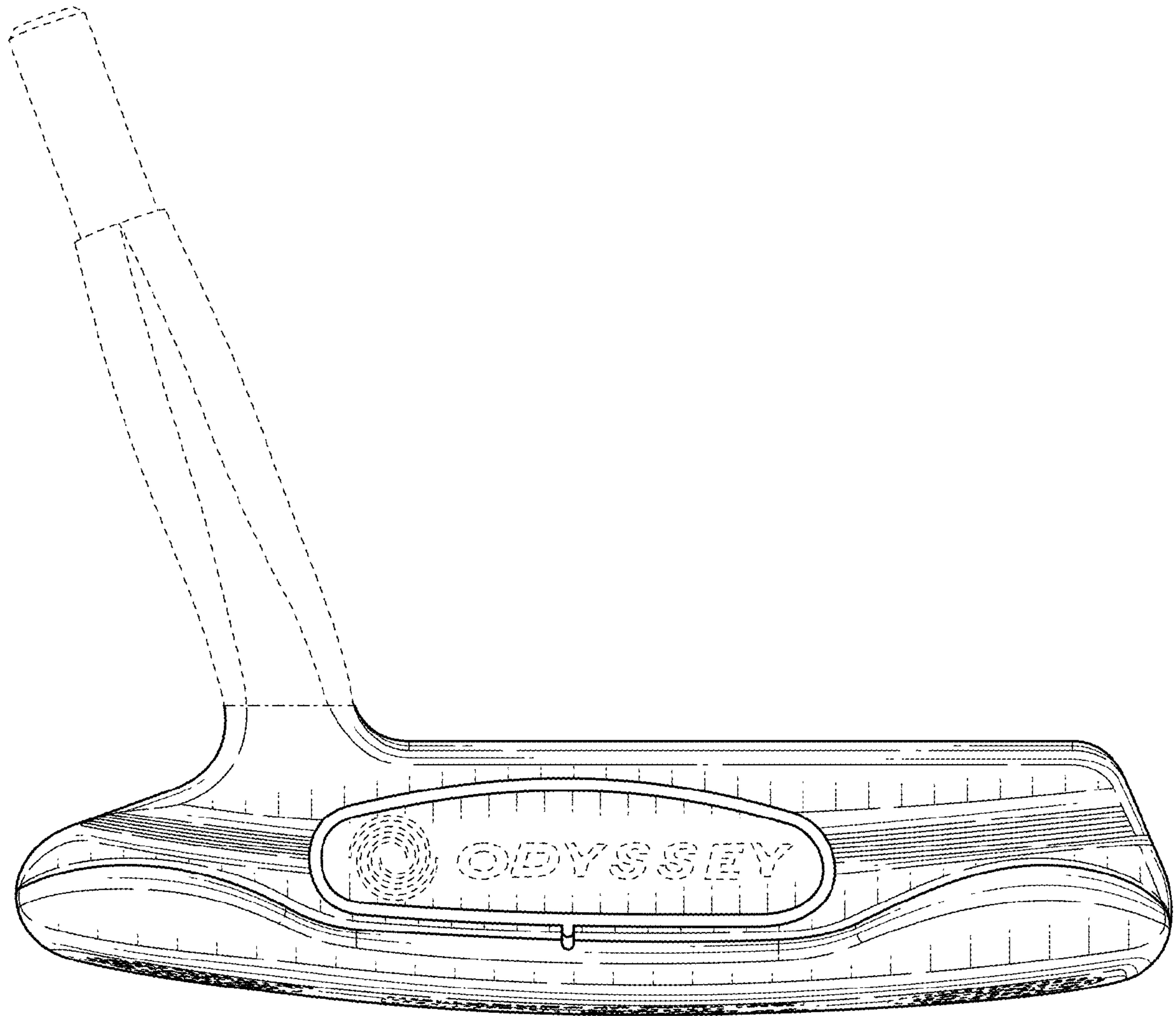


FIG. 3

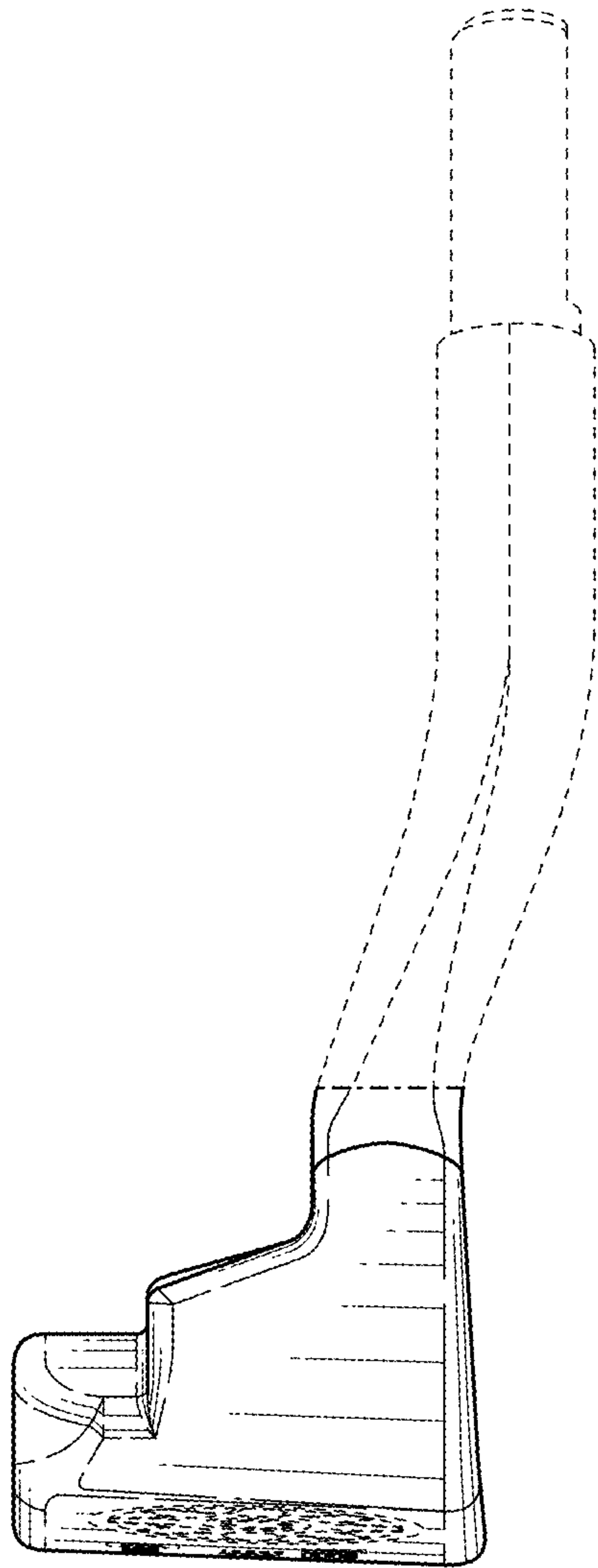


FIG. 4




FIG. 5

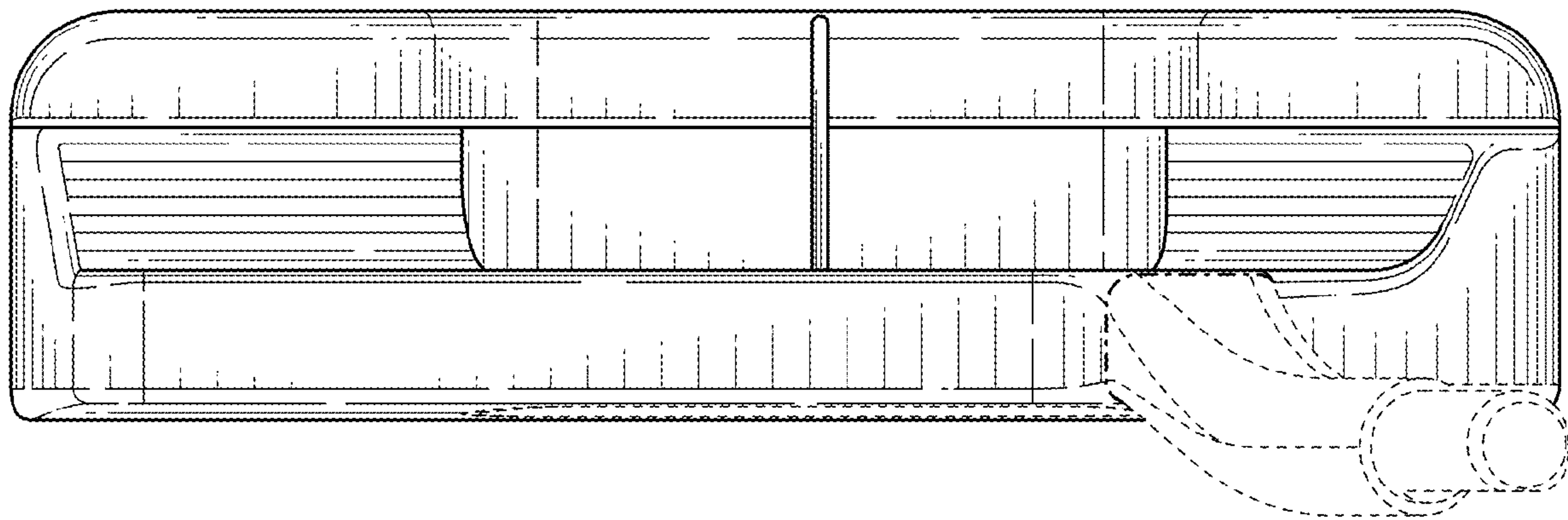


FIG. 6




FIG. 7