



US00D985696S

(12) **United States Design Patent**  
**Jiang**

(10) **Patent No.:** **US D985,696 S**

(45) **Date of Patent:** **\*\* May 9, 2023**

(54) **DUMBBELL RACK**

(71) Applicant: **Xianming Jiang**, Tianmen (CN)

(72) Inventor: **Xianming Jiang**, Tianmen (CN)

(73) Assignee: **Xianming Jiang**, Tianmen (CN)

(\*\*) Term: **15 Years**

(21) Appl. No.: **29/870,696**

(22) Filed: **Feb. 2, 2023**

(51) **LOC (14) Cl.** ..... **06-04**

(52) **U.S. Cl.**  
USPC ..... **D6/552**; D21/686

(58) **Field of Classification Search**  
USPC ..... D6/552; D21/680-682, 686  
CPC ..... A63B 71/0036; A47F 7/0028  
See application file for complete search history.

(56) **References Cited**

**U.S. PATENT DOCUMENTS**

D329,563 S *	9/1992	Rasmussen .....	D6/552
D354,454 S *	1/1995	Vernon .....	D11/118
D362,776 S *	10/1995	Thorn .....	D6/552
D455,310 S	4/2002	Webber	
D469,293 S *	1/2003	Harms .....	D6/552
D492,742 S *	7/2004	Harms .....	D6/552
D528,612 S *	9/2006	Black .....	D21/552
D555,961 S *	11/2007	Lien .....	D6/552
D560,089 S *	1/2008	DeMeyer .....	D6/552
D577,234 S *	9/2008	Webber .....	D6/552
D634,145 S *	3/2011	Lai .....	D6/552
D643,658 S *	8/2011	Vining .....	D6/552
D695,128 S *	12/2013	Ozsinmaz .....	D9/668
D719,375 S *	12/2014	Cox .....	D6/552
D735,817 S *	8/2015	Reid .....	A63B 22/20 D21/681

D804,593 S *	12/2017	Leier .....	D21/686
2009/0211996 A1 *	8/2009	Webber .....	A63B 71/0036 211/85.7
2012/0248047 A1 *	10/2012	Tanabe .....	A47B 81/005 211/13.1
2014/0367351 A1 *	12/2014	Juen .....	A63B 71/0036 211/85.7

**FOREIGN PATENT DOCUMENTS**

CN 307161132 \* 12/2021

**OTHER PUBLICATIONS**

Dumbbell rack, Alibaba website 2023, site visited Mar. 3, 2023, [https://www.alibaba.com/product-detail/Wholesale-Black-Commercial-Gym-Equipment-Dumbbell\\_1600187888284.html](https://www.alibaba.com/product-detail/Wholesale-Black-Commercial-Gym-Equipment-Dumbbell_1600187888284.html).\*

\* cited by examiner

*Primary Examiner* — John R Yeh

(74) *Attorney, Agent, or Firm* — Nitin Kaushik

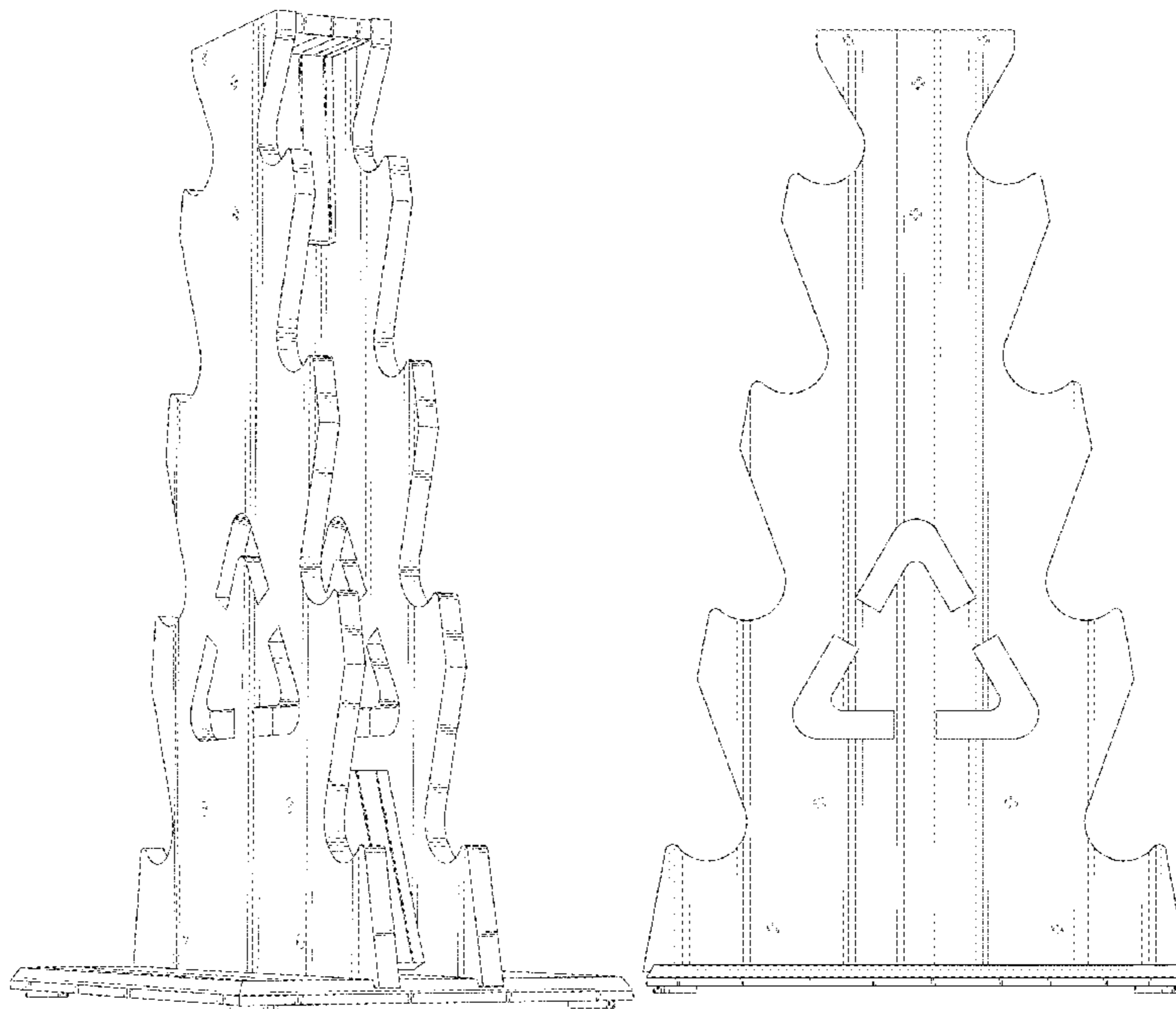
(57) **CLAIM**

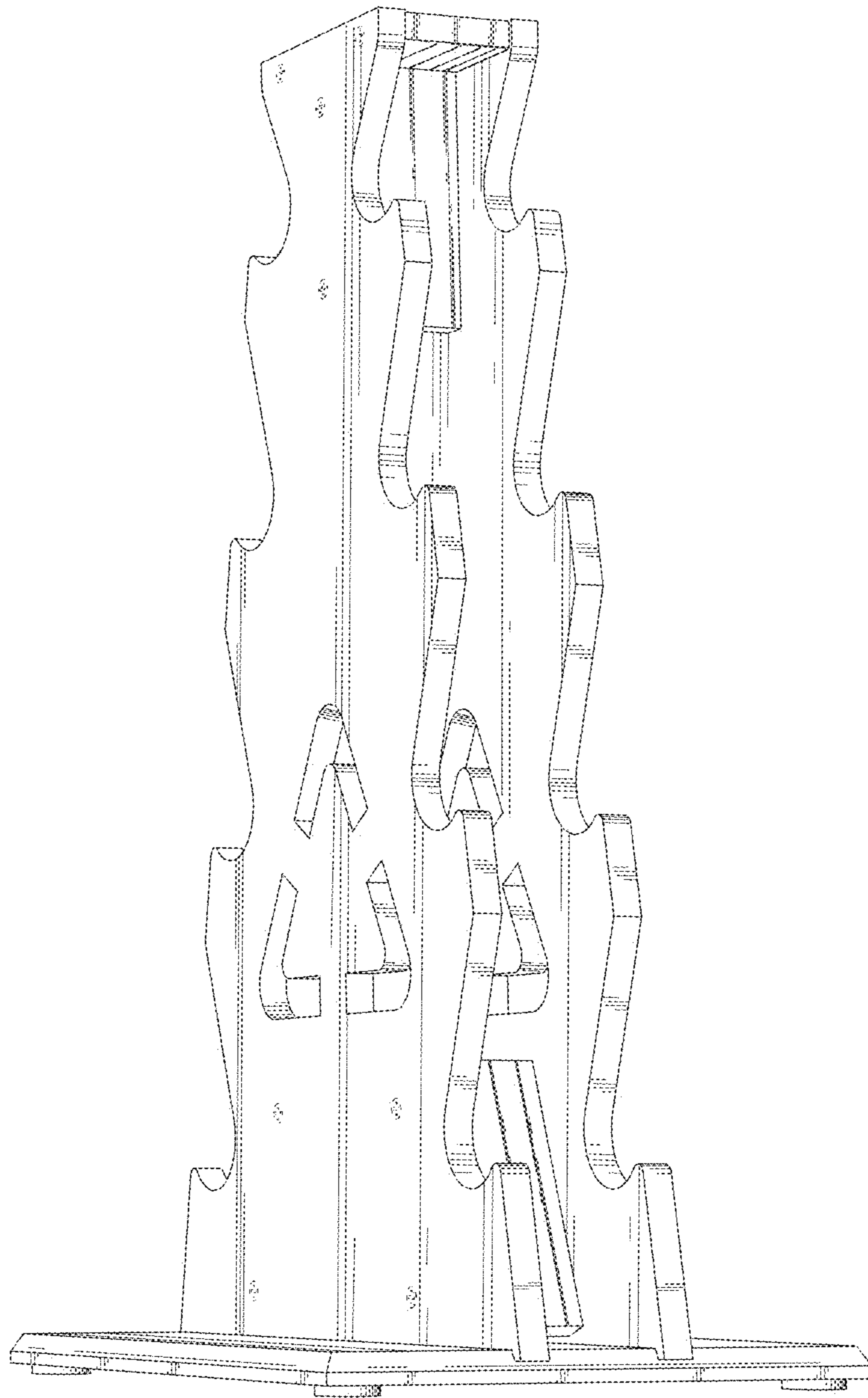
The ornamental design for a dumbbell rack, as shown and described.

**DESCRIPTION**

FIG. 1 is a front perspective view of a dumbbell rack, showing my new design;  
FIG. 2 is a front view thereof;  
FIG. 3 is a rear view thereof;  
FIG. 4 is a left side view thereof;  
FIG. 5 is a right side view thereof;  
FIG. 6 is a top view thereof; and,  
FIG. 7 is a bottom view thereof.  
The broken lines in the drawings illustrate the portions of the dumbbell rack, which form no part of the claimed design.

**1 Claim, 7 Drawing Sheets**





**FIG. 1**

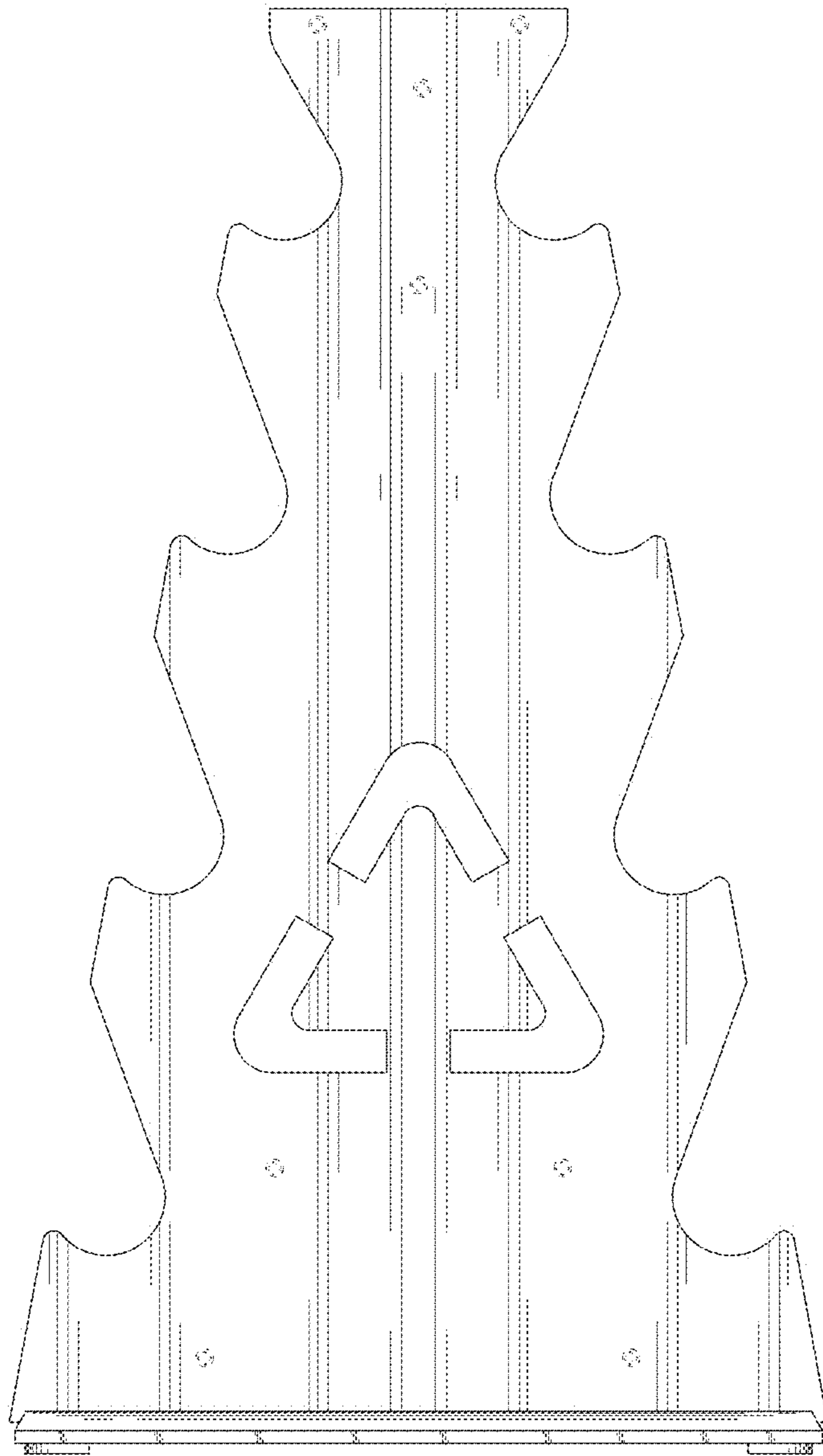
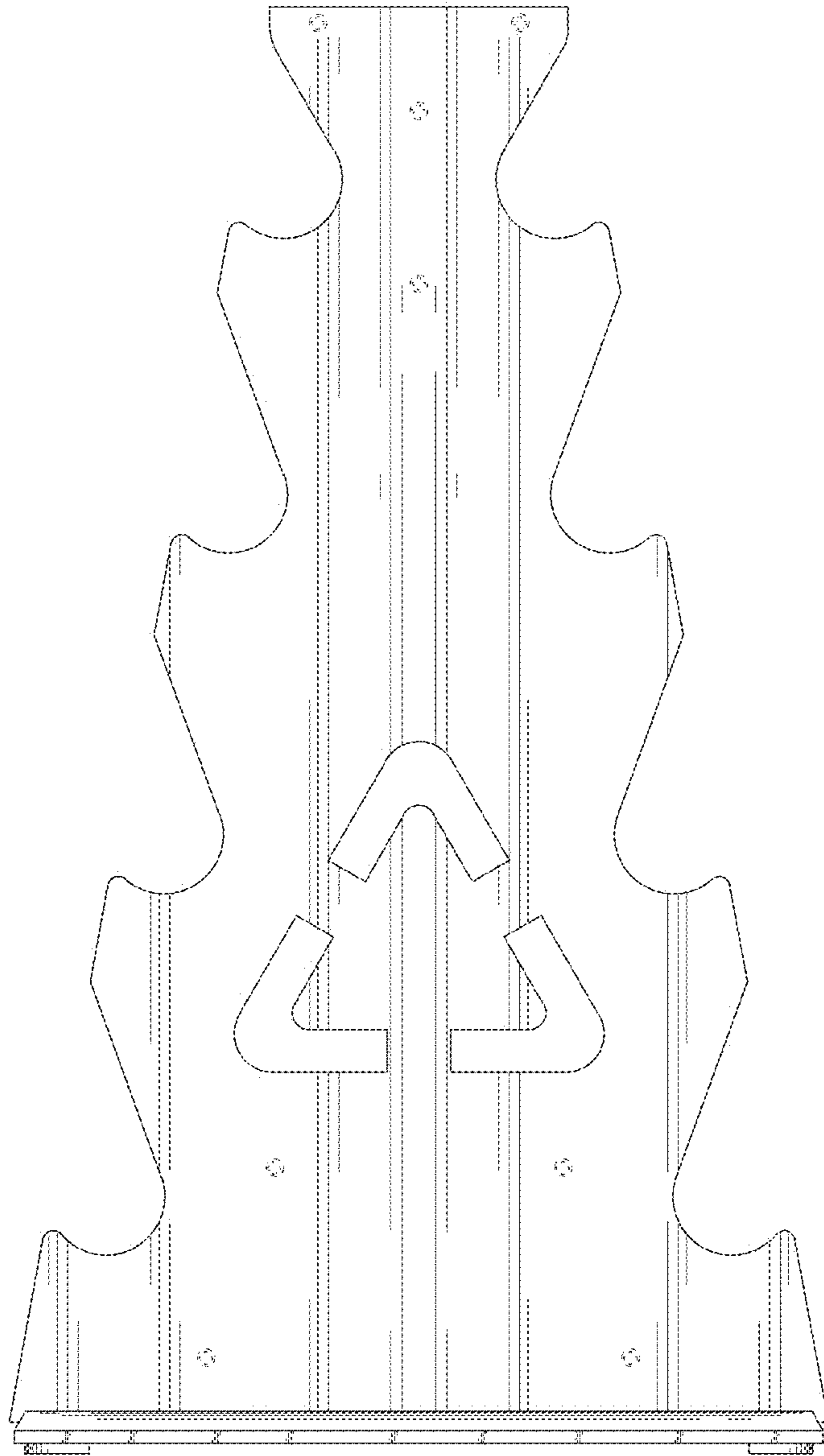
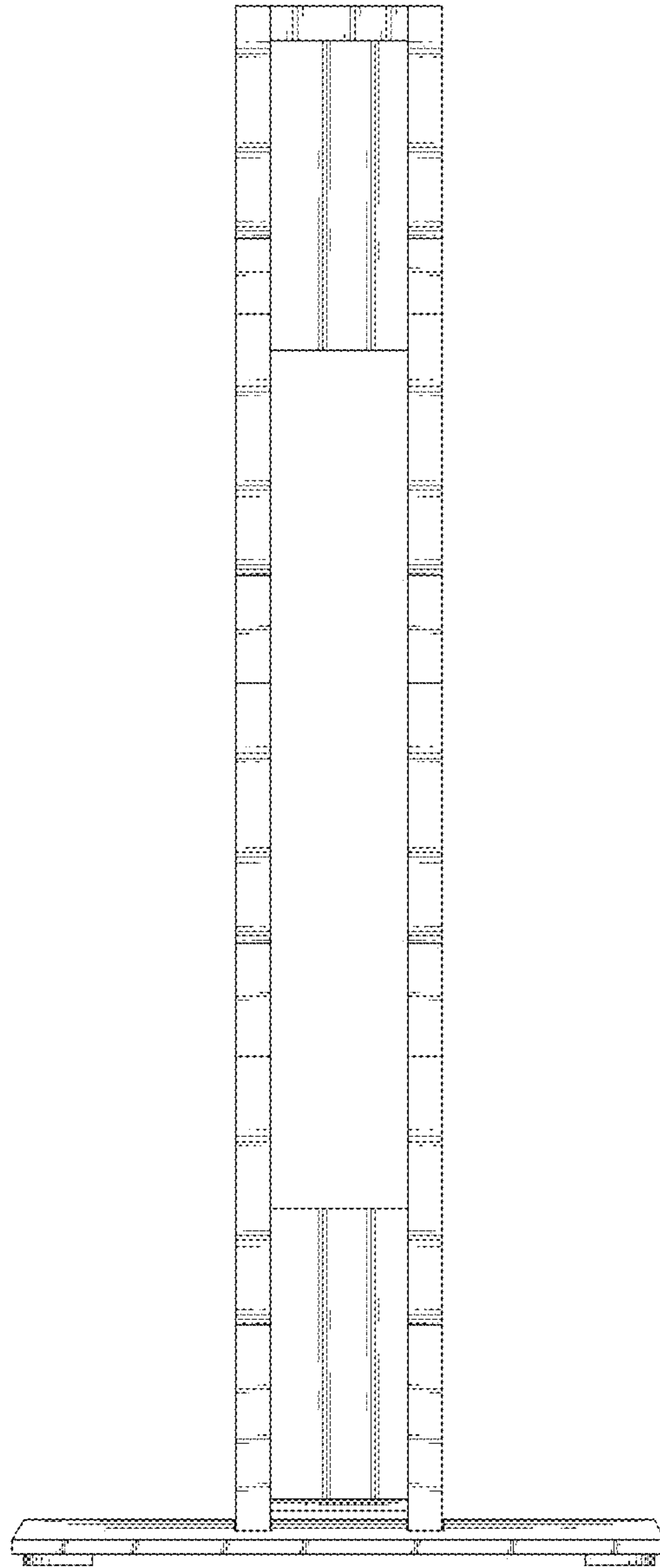


FIG. 2



**FIG. 3**



**FIG. 4**

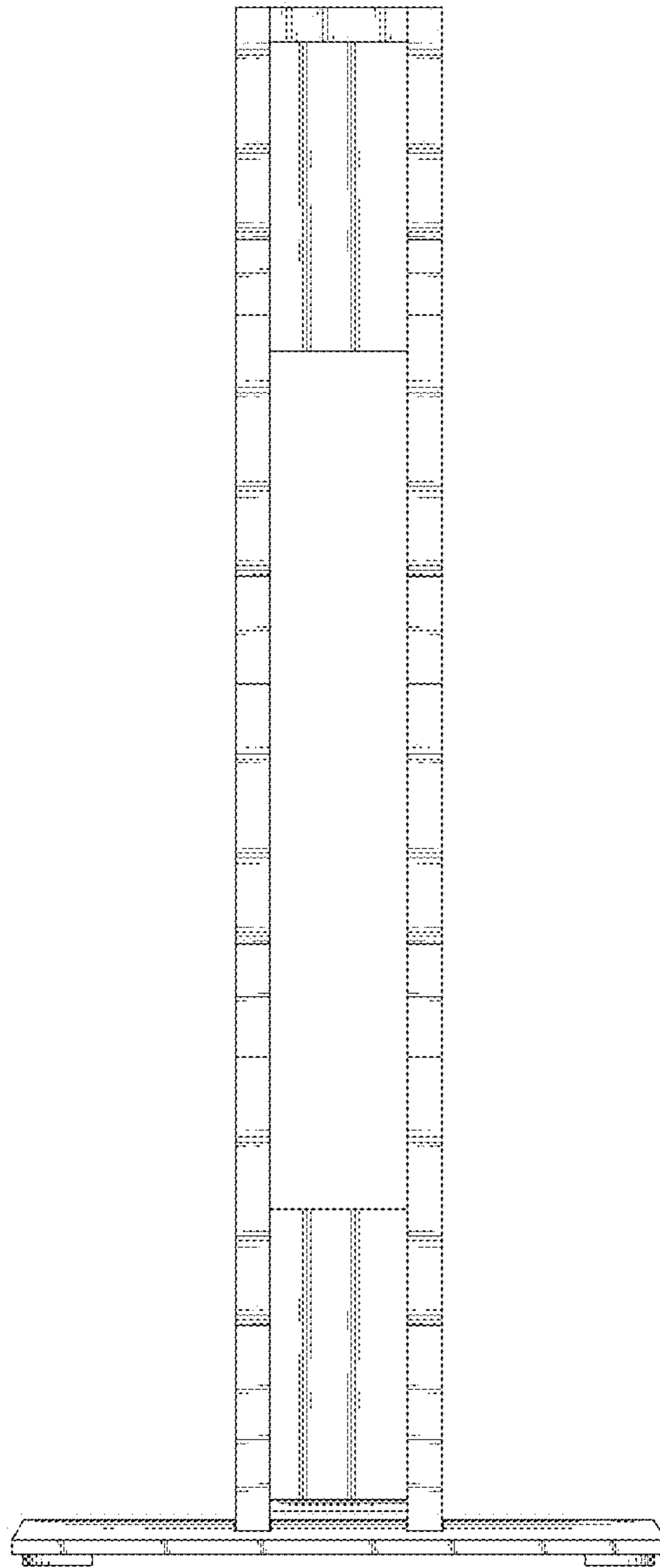
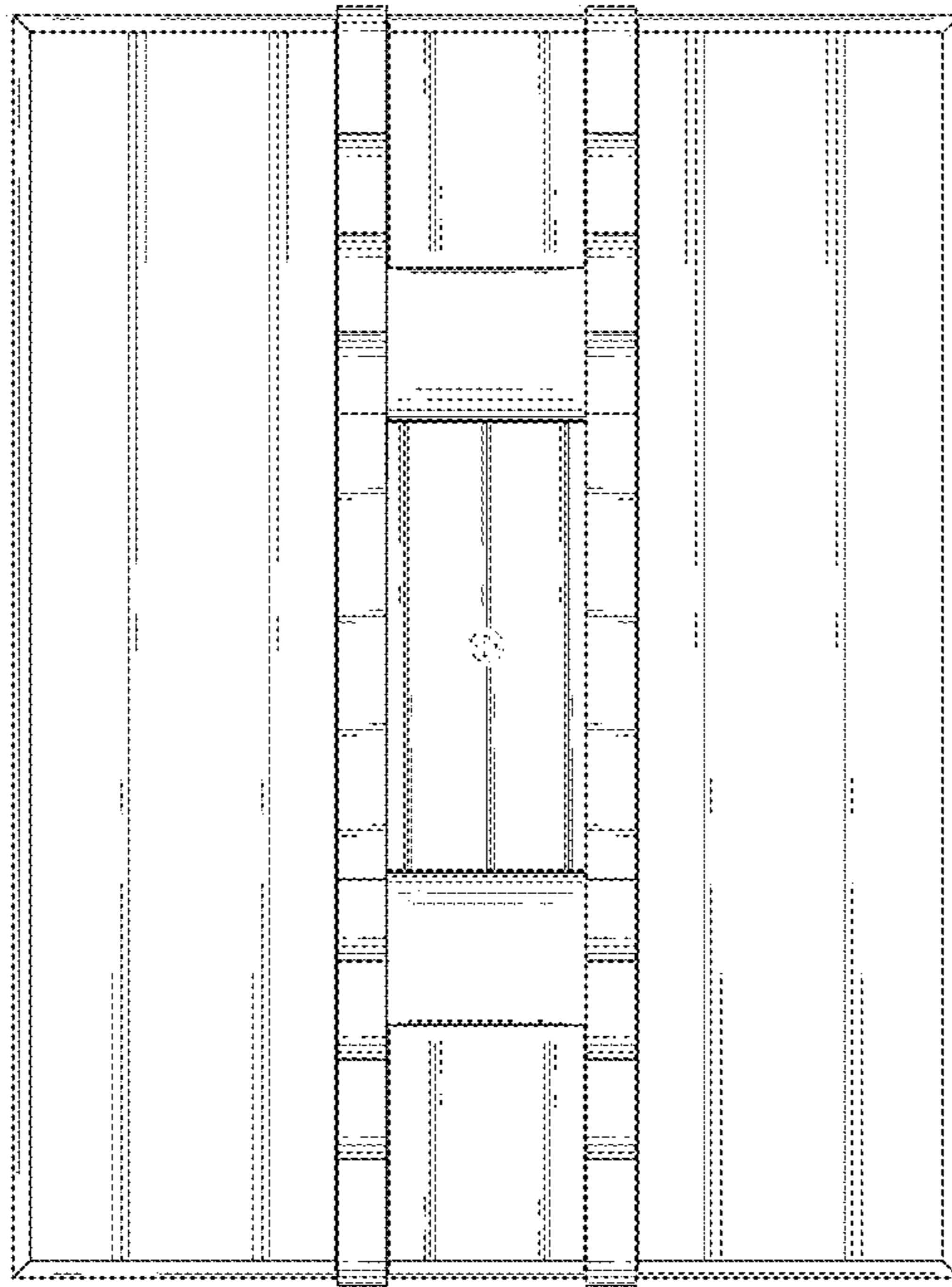
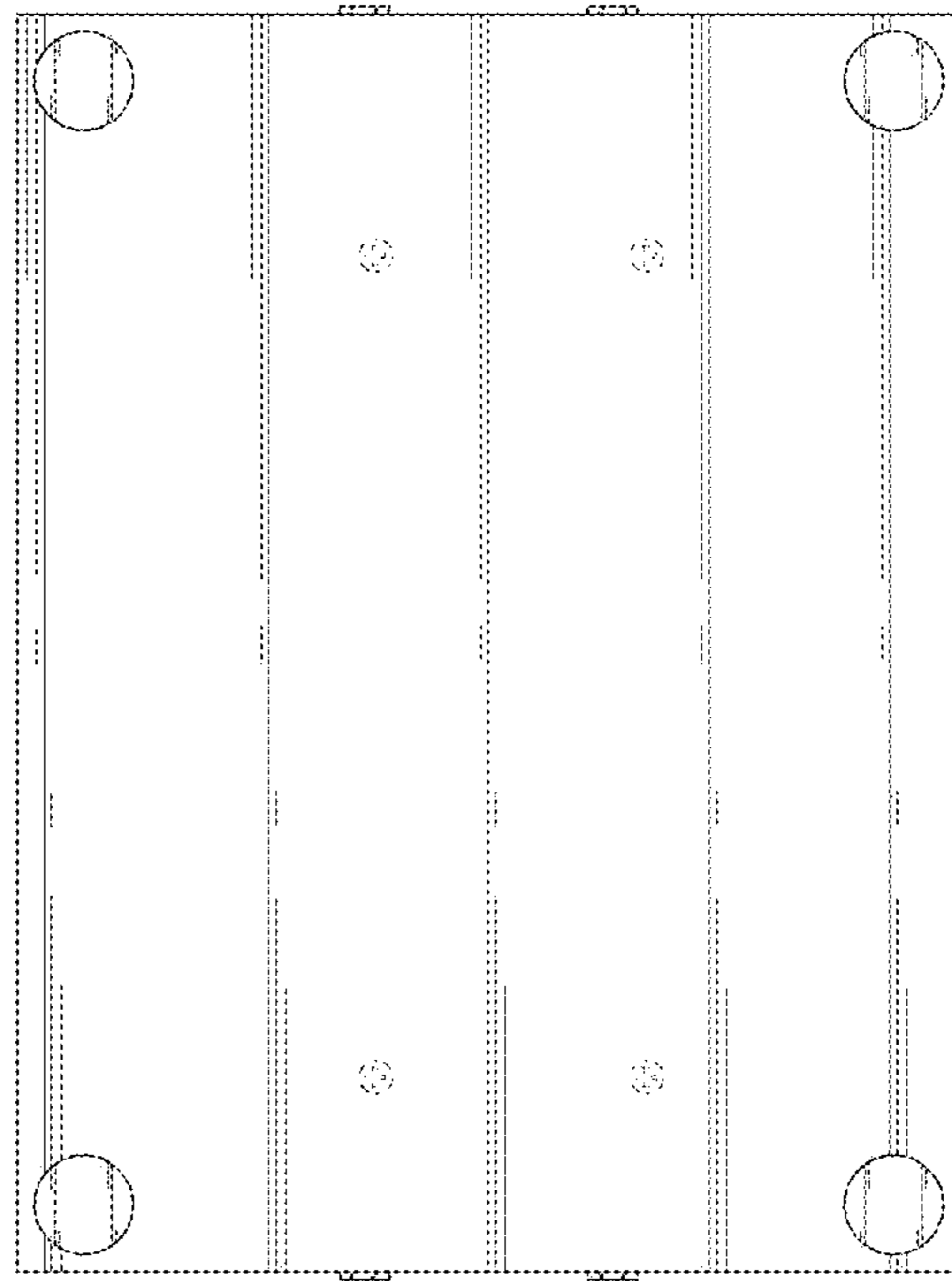


FIG. 5





**FIG. 6**



**FIG. 7**