



US00D985693S

(12) **United States Design Patent**
Hughes et al.

(10) **Patent No.:** **US D985,693 S**

(45) **Date of Patent:** **** May 9, 2023**

(54) **EXERCISE DEVICE**

(71) Applicant: **FLO FITNESS LLC**, Peoria, AZ (US)

(72) Inventors: **Chrisman Hughes**, Peoria, AZ (US);
John Hughes, Peoria, AZ (US)

(**) Term: **15 Years**

(21) Appl. No.: **29/794,377**

(22) Filed: **Jun. 11, 2021**

Related U.S. Application Data

(63) Continuation-in-part of application No. 29/701,806,
filed on Aug. 14, 2019, now Pat. No. Des. 923,118.

(51) **LOC (14) Cl.** **21-02**

(52) **U.S. Cl.**
USPC **D21/662**

(58) **Field of Classification Search**
USPC D21/797, 698, 662, 683; 482/23, 48,
482/139, 44, 105

CPC A63B 21/4035; A63B 21/0442; A63B
21/0552; A63B 21/0557; A63B 21/068;
A63B 21/4043; A63B 23/03541; A63B
21/00185; A63B 2208/0204; A63B
2225/09; A63B 21/4025; A63B 21/154
See application file for complete search history.

(56) **References Cited**

U.S. PATENT DOCUMENTS

- 4,033,580 A * 7/1977 Paris A63B 21/0004
482/122
- 4,057,246 A * 11/1977 Wilson A63B 21/0552
482/125
- 4,889,336 A * 12/1989 Schneiderman ... A63B 21/0004
482/125
- D441,413 S * 5/2001 Cataldi, Jr. D21/662
- 6,629,912 B2 * 10/2003 Downs A63B 21/0552
482/124
- D489,422 S * 5/2004 Feder D21/662

- 6,921,354 B1 * 7/2005 Shifferaw A63B 21/068
482/126
 - 7,481,747 B2 * 1/2009 Lechleiter G01B 21/22
482/57
 - D657,008 S * 4/2012 Markovic D21/662
 - D699,406 S * 2/2014 Stolte D30/153
- (Continued)

OTHER PUBLICATIONS

Bull worker Iso by Bullworker dated May 2, 2020. Found online
[Aug. 18, 2020] https://www.amazon.com/Bullworker-Isometrics-ISO-Motion-Movement-Performance/dp/B082QNWLC4/ref=cm_cr_arp_d_product_top?ie=UTF8.*

(Continued)

Primary Examiner — Ryan Harvey

(74) *Attorney, Agent, or Firm* — Reilly Intellectual
Property Law Firm

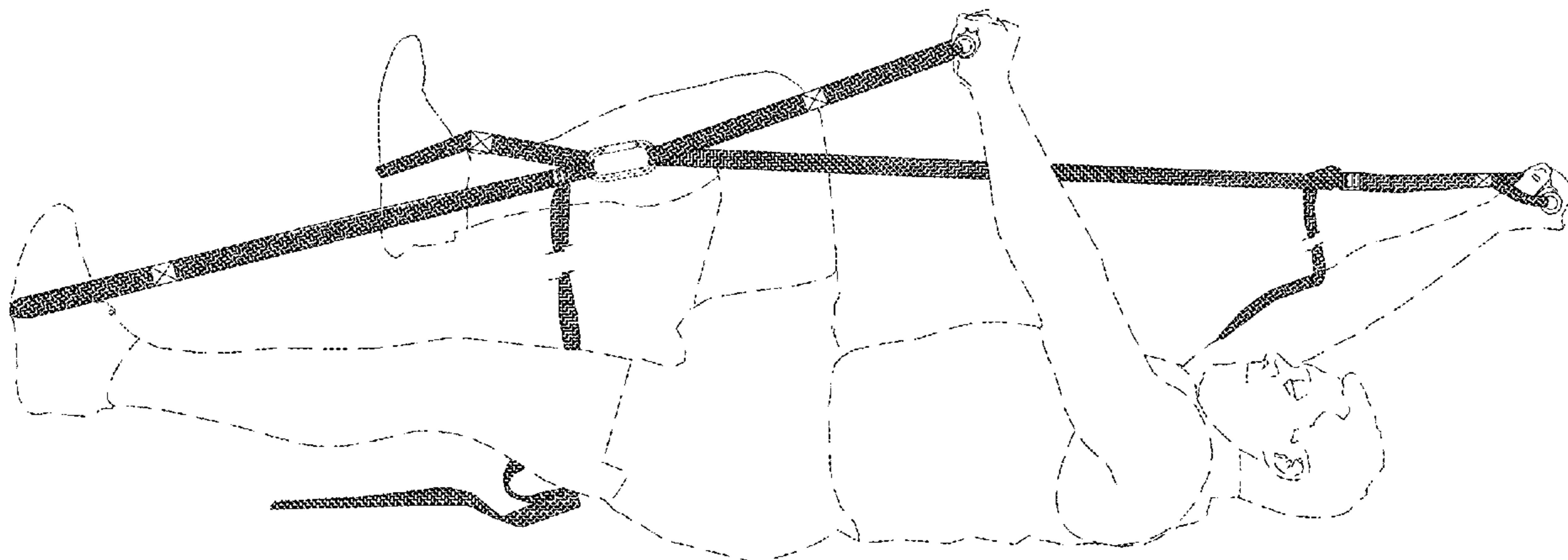
(57) **CLAIM**

The ornamental design for an exercise device, as shown and
described.

DESCRIPTION

FIG. 1 is an in-use view of an exercise device, showing our
new design;
FIG. 2 is a perspective view of FIG. 1;
FIG. 3 is a front view of FIG. 2;
FIG. 4 is a back view of FIG. 2;
FIG. 5 is a top view of FIG. 2;
FIG. 6 is a bottom view of FIG. 2;
FIG. 7 is a left side view of FIG. 2; and,
FIG. 8 is an opposite side view of FIG. 7.
The broken line portions of FIG. 1 through FIG. 8 are
included to show environment that forms no part of the
claimed design.
The claimed design is shown with a symbolic break in its
length. The appearance of any portion of the article between
the break lines forms no part of the claimed design.

1 Claim, 6 Drawing Sheets



(56)

References Cited

U.S. PATENT DOCUMENTS

9,700,750	B2 *	7/2017	Banks	A63B 21/4043
D806,811	S *	1/2018	Best	D21/692
D816,785	S *	5/2018	Smith, Jr.	D21/694
D840,153	S *	2/2019	Persellin	D3/315
D850,546	S *	6/2019	Reese	D21/694
D855,125	S *	7/2019	Li	D21/662
D872,200	S *	1/2020	Antezana	D21/692
D881,300	S *	4/2020	Jin	D21/692
2011/0124477	A1 *	5/2011	Davis	A63B 7/00 482/143
2011/0166003	A1 *	7/2011	Brice	A63B 21/00 482/131
2012/0053027	A1 *	3/2012	Hetrick	A63B 21/1663 482/124
2012/0270706	A1 *	10/2012	Wu	A63B 21/4034 482/91
2014/0082891	A1 *	3/2014	Hetrick	A44B 11/04 24/115 H
2015/0297940	A1 *	10/2015	Gavigan	A63B 21/00043 482/139
2015/0367159	A1 *	12/2015	Harris	A63B 21/00069 482/122
2016/0144217	A1 *	5/2016	Oltorik, Jr.	A63B 23/03525 482/130
2017/0144020	A1 *	5/2017	Culp	A63B 21/068
2018/0178049	A1 *	6/2018	Marquez	A63B 23/0355

OTHER PUBLICATIONS

Isomatters by Bullworker dated no date given. Found online [Aug. 18, 2020] <https://www.bullworker.com/isomatters/>.*

* cited by examiner

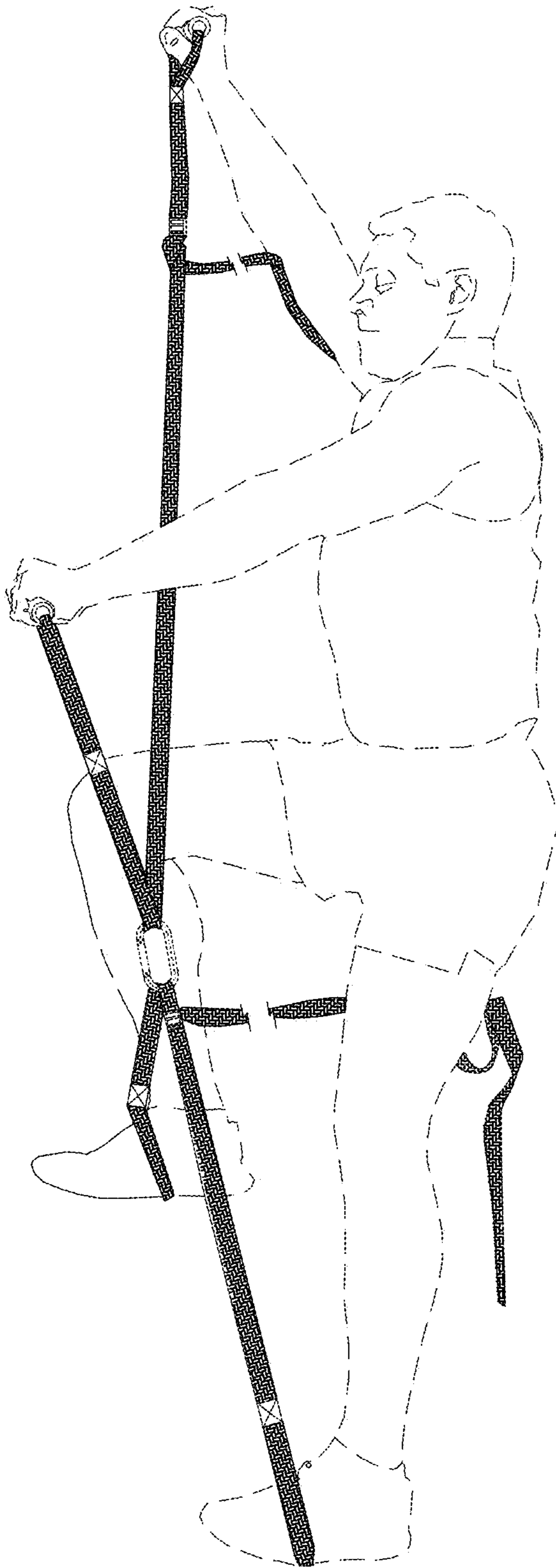


Fig. 1

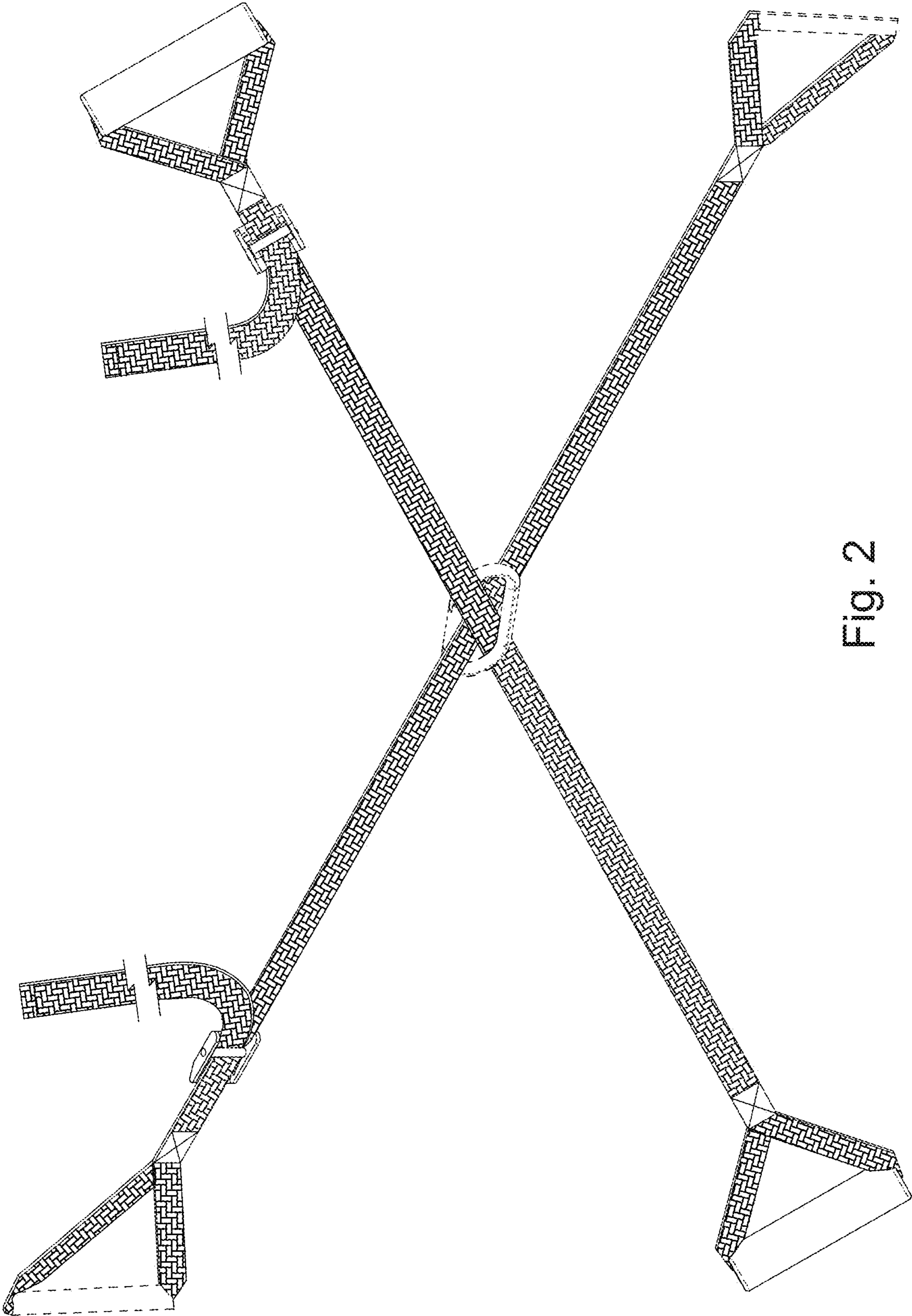


Fig. 2

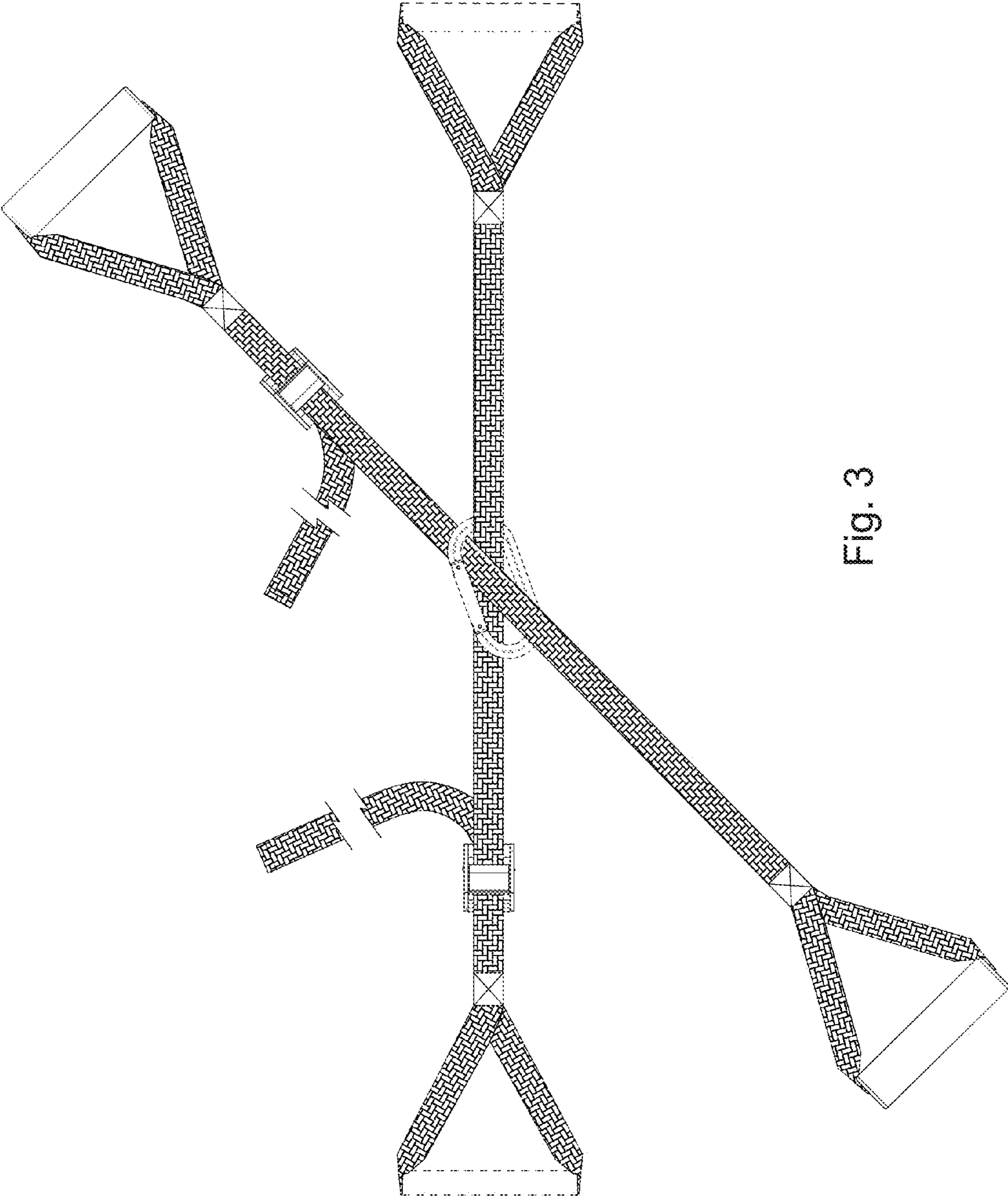


Fig. 3

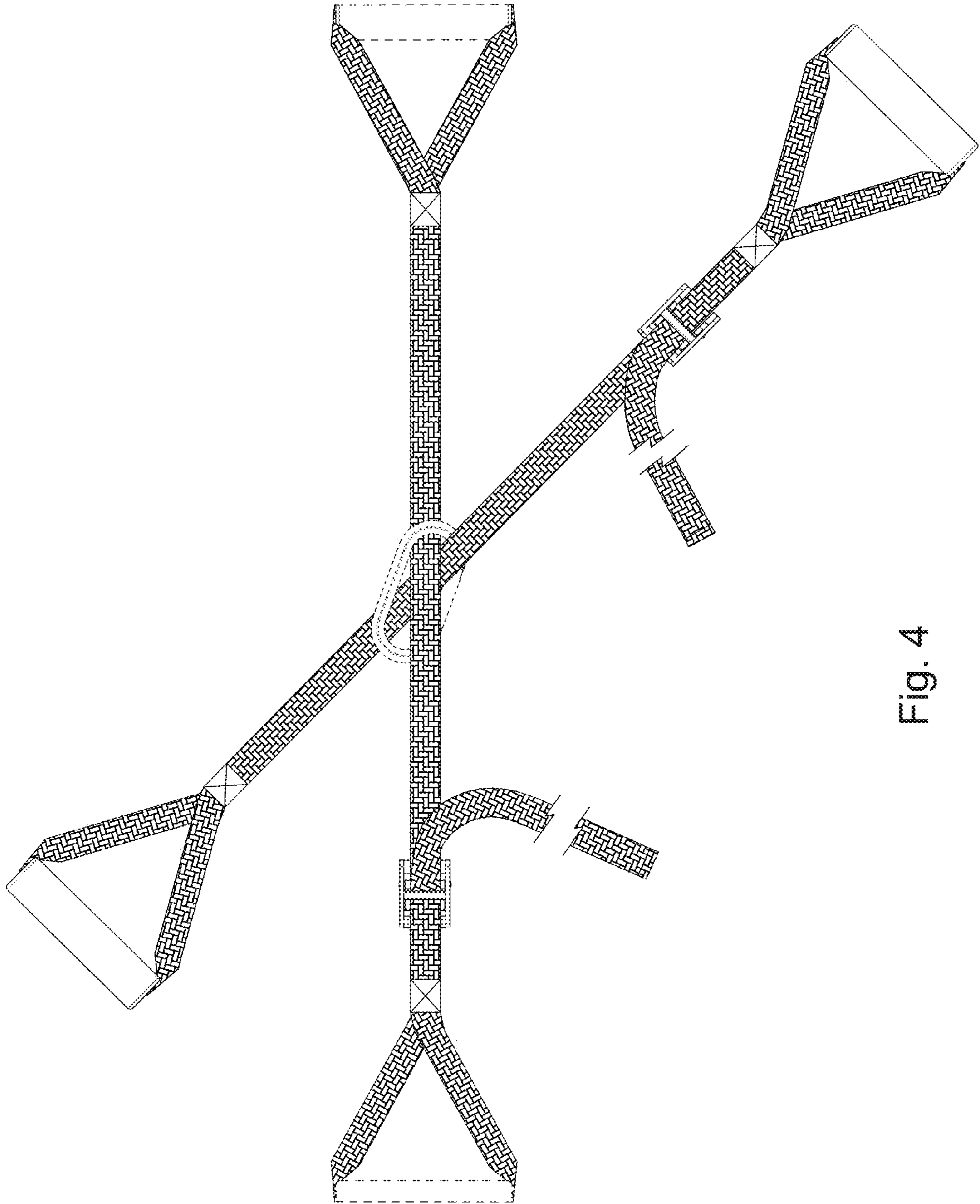


Fig. 4

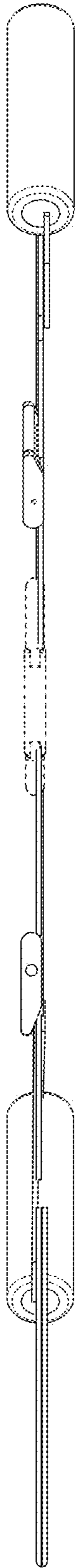


Fig. 5



Fig. 6




Fig. 8




Fig. 7