



US00D985644S

(12) **United States Design Patent**  
**Yamazaki**

(10) **Patent No.:** **US D985,644 S**

(45) **Date of Patent:** **\*\* May 9, 2023**

(54) **BULK FEEDER**

(71) Applicant: **FUJI CORPORATION**, Aichi-ken (JP)

(72) Inventor: **Yusuke Yamazaki**, Aichi-ken (JP)

(73) Assignee: **FUJI CORPORATION**, Aichi-ken (JP)

(\*\*) Term: **15 Years**

(21) Appl. No.: **29/804,891**

(22) Filed: **Aug. 23, 2021**

(30) **Foreign Application Priority Data**

May 26, 2021 (JP) ..... 2021-011091 D

(51) **LOC (14) Cl.** ..... **15-09**

(52) **U.S. Cl.**  
USPC ..... **D15/138**

(58) **Field of Classification Search**  
USPC ..... D15/28, 122, 138, 145  
CPC ... B23P 19/004; G06T 1/0007; H05K 13/028;  
H05K 13/043; H05K 13/0813  
See application file for complete search history.

(56) **References Cited**

**U.S. PATENT DOCUMENTS**

- D179,172 S \* 11/1956 Weymouth ..... D15/122
- 6,276,563 B1 \* 8/2001 Saldana ..... H05K 13/028  
222/197
- 6,305,524 B1 \* 10/2001 Dub ..... B65G 47/1407  
198/771
- D757,139 S \* 5/2016 Sung ..... D15/138
- 2018/0049352 A1 \* 2/2018 Matsumoto ..... H05K 13/022

**FOREIGN PATENT DOCUMENTS**

- JP 11195896 A \* 7/1999 ..... B23P 19/004
- JP 11204988 A \* 7/1999
- JP 11204989 A \* 7/1999
- JP 11310322 A \* 11/1999
- JP 2008311509 A \* 12/2008
- JP 2016137977 A \* 8/2016
- WO WO-2013190606 A1 \* 12/2013 ..... B23P 19/006
- WO WO-2022162916 A1 \* 8/2022
- WO WO-2022230158 A1 \* 11/2022
- WO WO-2022249405 A1 \* 12/2022

\* cited by examiner

*Primary Examiner* — Patricia A Palasik

(74) *Attorney, Agent, or Firm* — JCIPRNET

(57) **CLAIM**

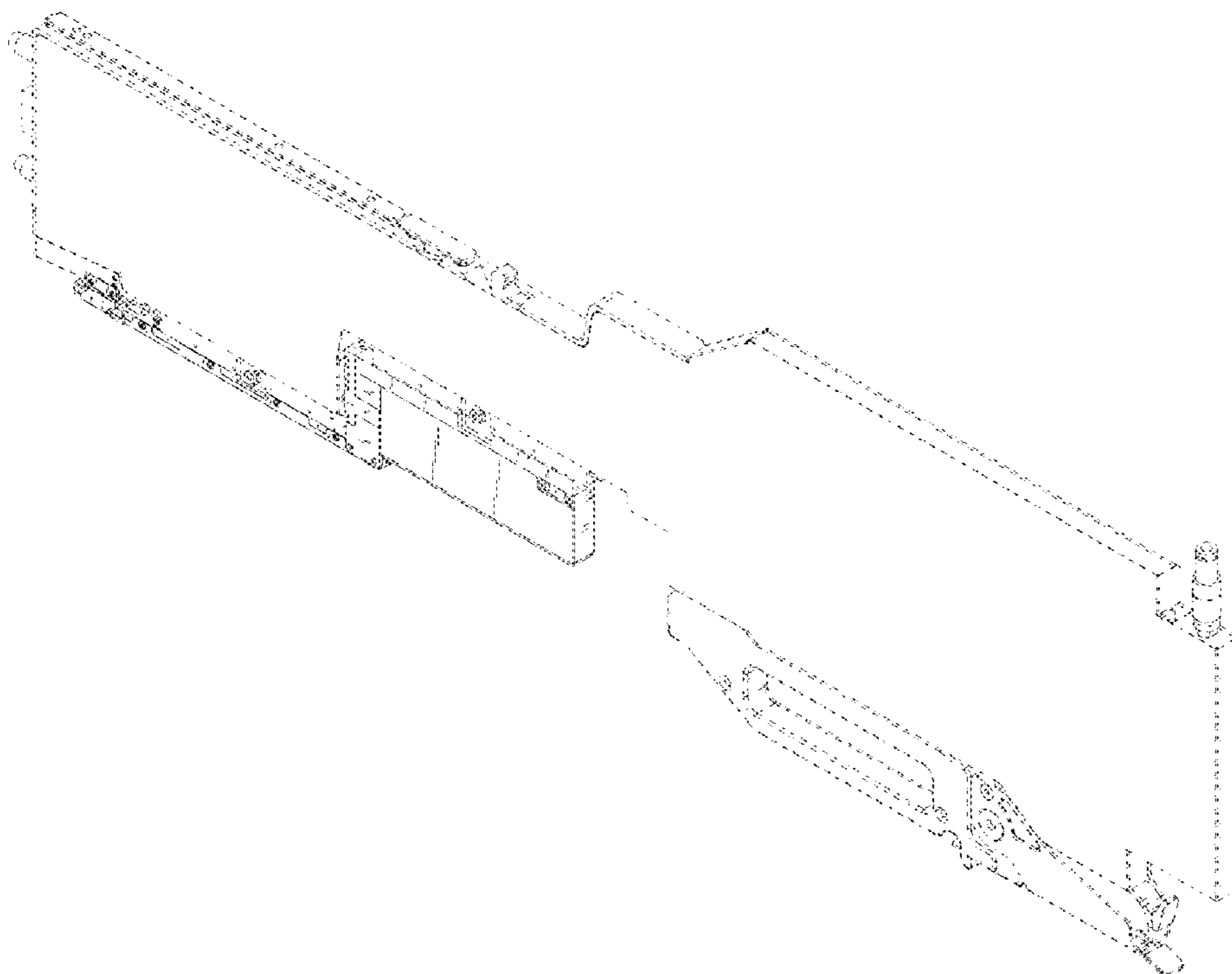
The ornamental design for a bulk feeder, as shown and described.

**DESCRIPTION**

FIG. 1 is a first, front-left-bottom, perspective view of a bulk feeder showing my new design;  
 FIG. 2 is a second, rear-right-top, perspective view thereof;  
 FIG. 3 is a front view thereof;  
 FIG. 4 is a rear view thereof;  
 FIG. 5 is a left side view thereof;  
 FIG. 6 is a right side view thereof;  
 FIG. 7 is a top view thereof; and,  
 FIG. 8 is bottom view a thereof.

The broken lines in the drawings represent portions of the bulk feeder that form no part of the claimed design.

**1 Claim, 6 Drawing Sheets**



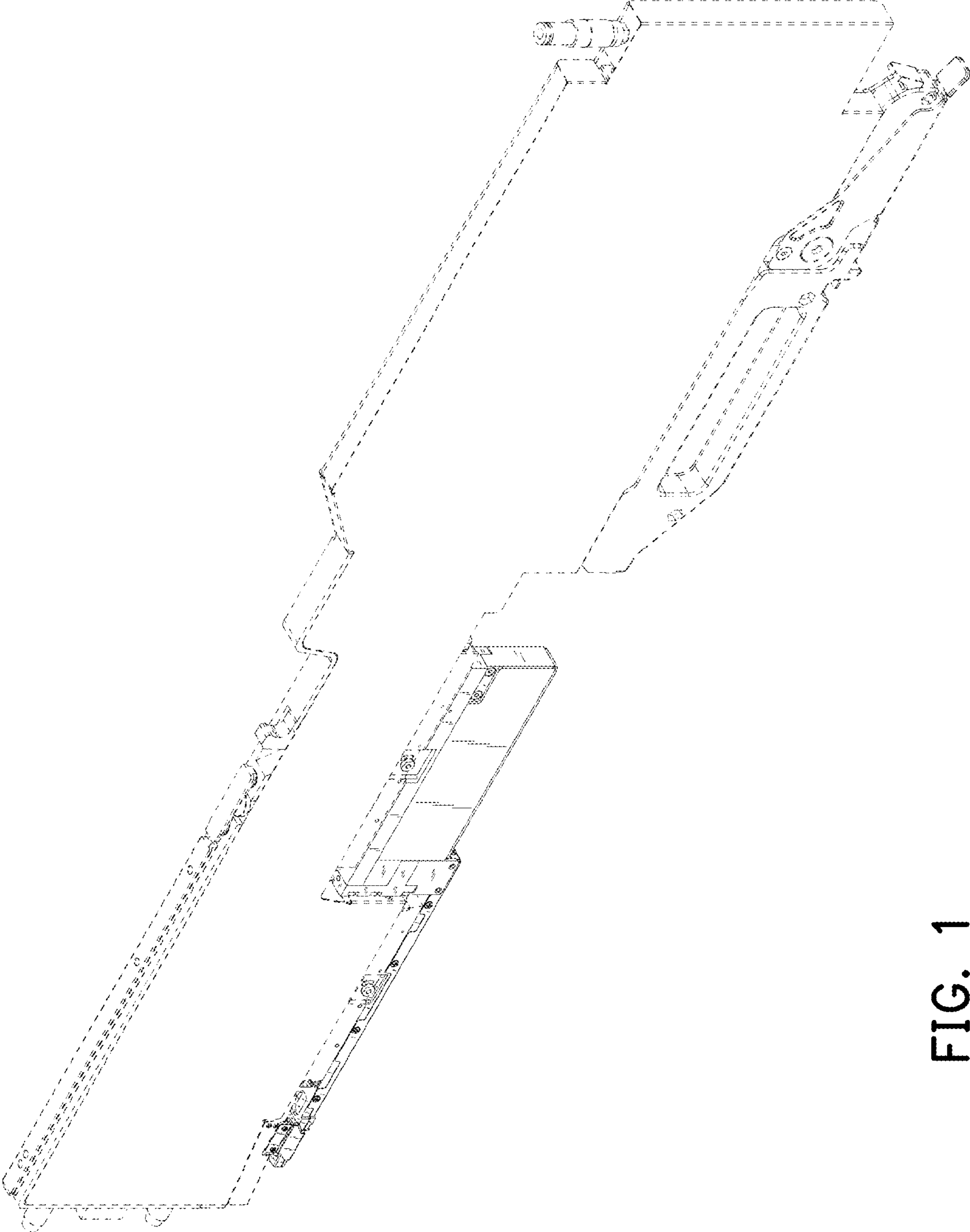


FIG. 1

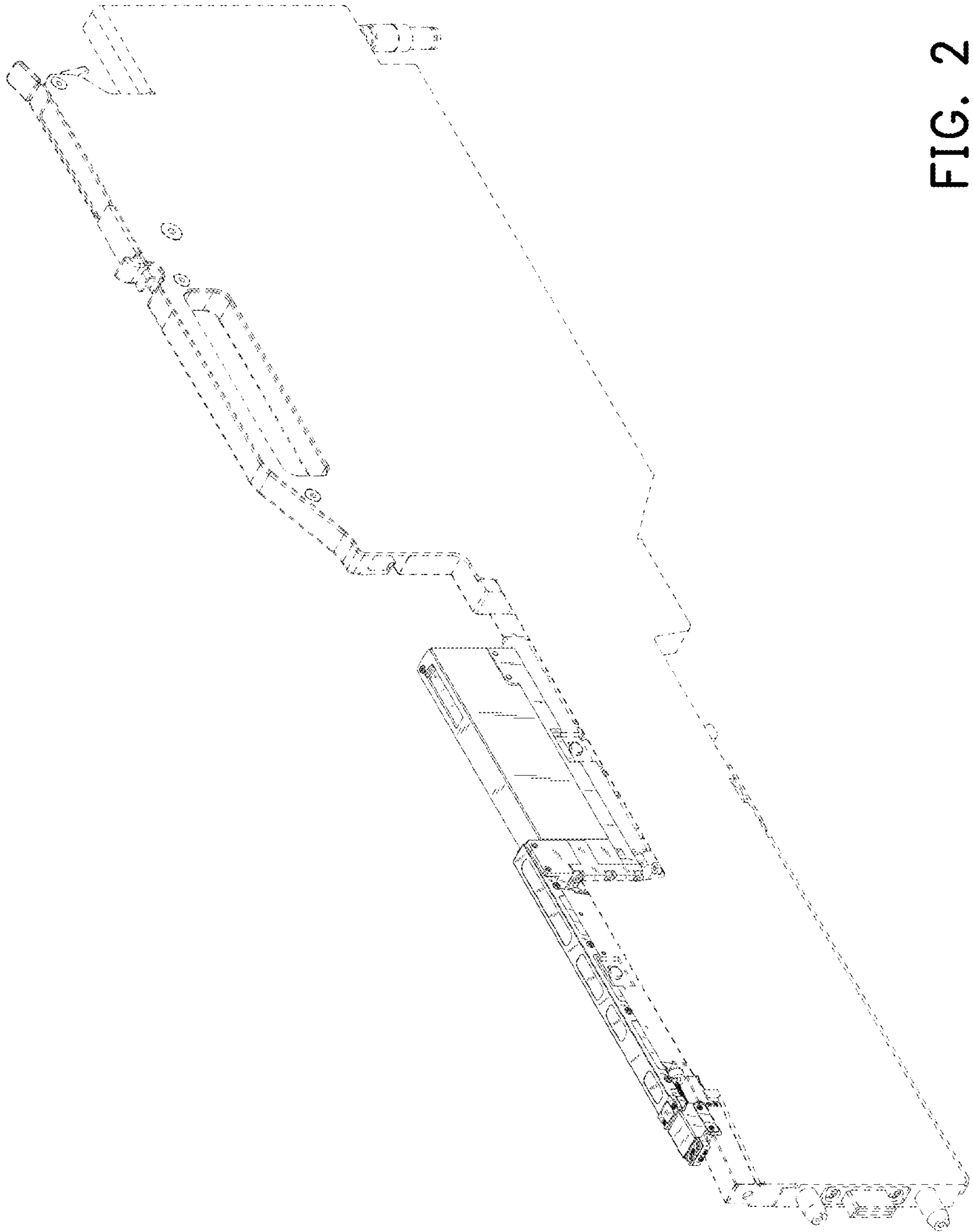


FIG. 2

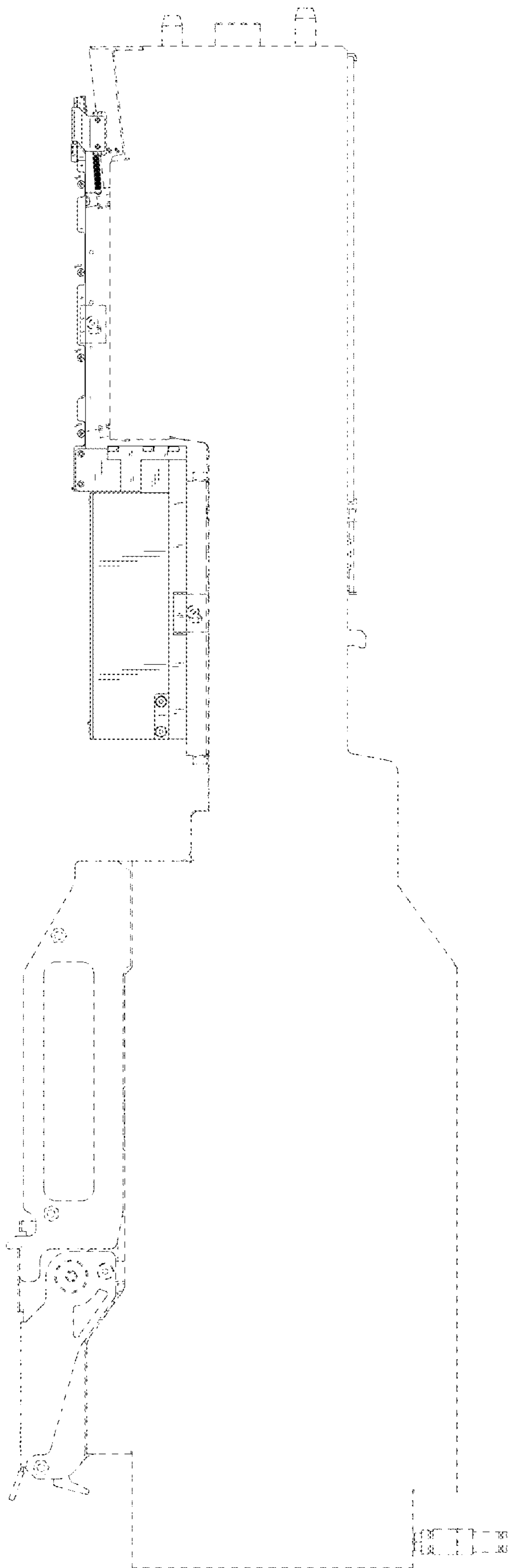


FIG. 3

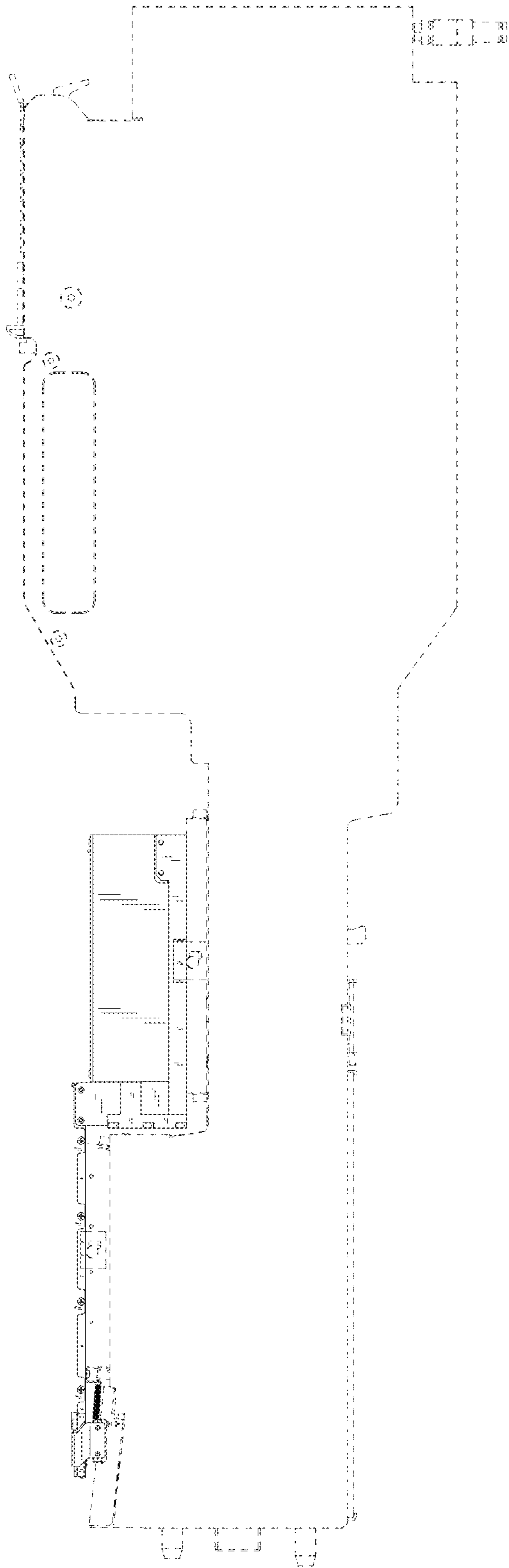


FIG. 4




FIG. 5




FIG. 6

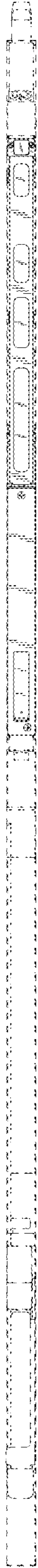


FIG. 7

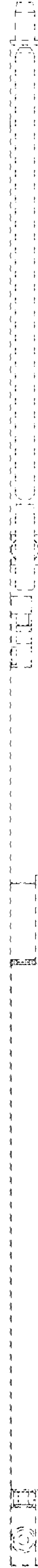


FIG. 8