



US00D985633S

(12) **United States Design Patent**
Wurmfeld

(10) **Patent No.:** **US D985,633 S**

(45) **Date of Patent:** **** May 9, 2023**

(54) **THREE-DIMENSIONAL (3D) PRINTER TEST TARGET**

(71) Applicant: **Capital One Services, LLC**, McLean, VA (US)

(72) Inventor: **David Kelly Wurmfeld**, Fairfax, VA (US)

(73) Assignee: **Capital One Services, LLC**, McLean, VA (US)

(**) Term: **15 Years**

(21) Appl. No.: **29/714,809**

(22) Filed: **Nov. 26, 2019**

Related U.S. Application Data

(63) Continuation of application No. 29/639,931, filed on Mar. 9, 2018, now Pat. No. Des. 870,164.

(51) **LOC (14) Cl.** **15-03**

(52) **U.S. Cl.**
USPC **D15/122**

(58) **Field of Classification Search**

USPC D15/122, 135, 138; D14/217, 420-425
CPC B22F 2999/00; B22F 3/1055; B22F 7/004;
B22F 2003/1058; B22F 3/1103; G02B
13/06; G02B 26/0833; G02B 27/017;
G02B 27/0172; G02B 1/11; G02B 1/16;
G02B 2027/011; G02B 2027/0138; G02B
2027/014; G02B 26/101; G02B 27/0025;
G02B 27/22; G02B 27/2214; G02B
27/2264; G02B 27/26; G02B 27/4294

See application file for complete search history.

(56) **References Cited**

U.S. PATENT DOCUMENTS

D812,653 S * 3/2018 Brusilovski D15/122
D812,654 S * 3/2018 Brusilovski D15/122
D847,880 S * 5/2019 Tien D15/122

OTHER PUBLICATIONS

#3DBenchy, "Measure and Calibrate," <http://www.3dbenchy.com/dimensions/>, Apr. 3, 2017, 5 pages.

Bos B., "[Review] The Lulzbot Mini, A Powerful and Compact Desktop 3D Printer," <https://www.aniwaa.com/blog/review-lulzbot-mini-powerful-compact-desktop-3d-printer/>, May 12, 2016, 11 pages.

Clough T., "Calibrating a 3D Printer with Test Prints," <https://3dhobbyist.com/calibrating-a-3dprinter-with-test-prints/>, Aug. 20, 2016, 19 pages.

Co-pending U.S. Appl. No. 29/639,931, filed Mar. 9, 2018.

(Continued)

Primary Examiner — Khawaja Anwar

(74) *Attorney, Agent, or Firm* — Harrity & Harrity, LLP

(57) **CLAIM**

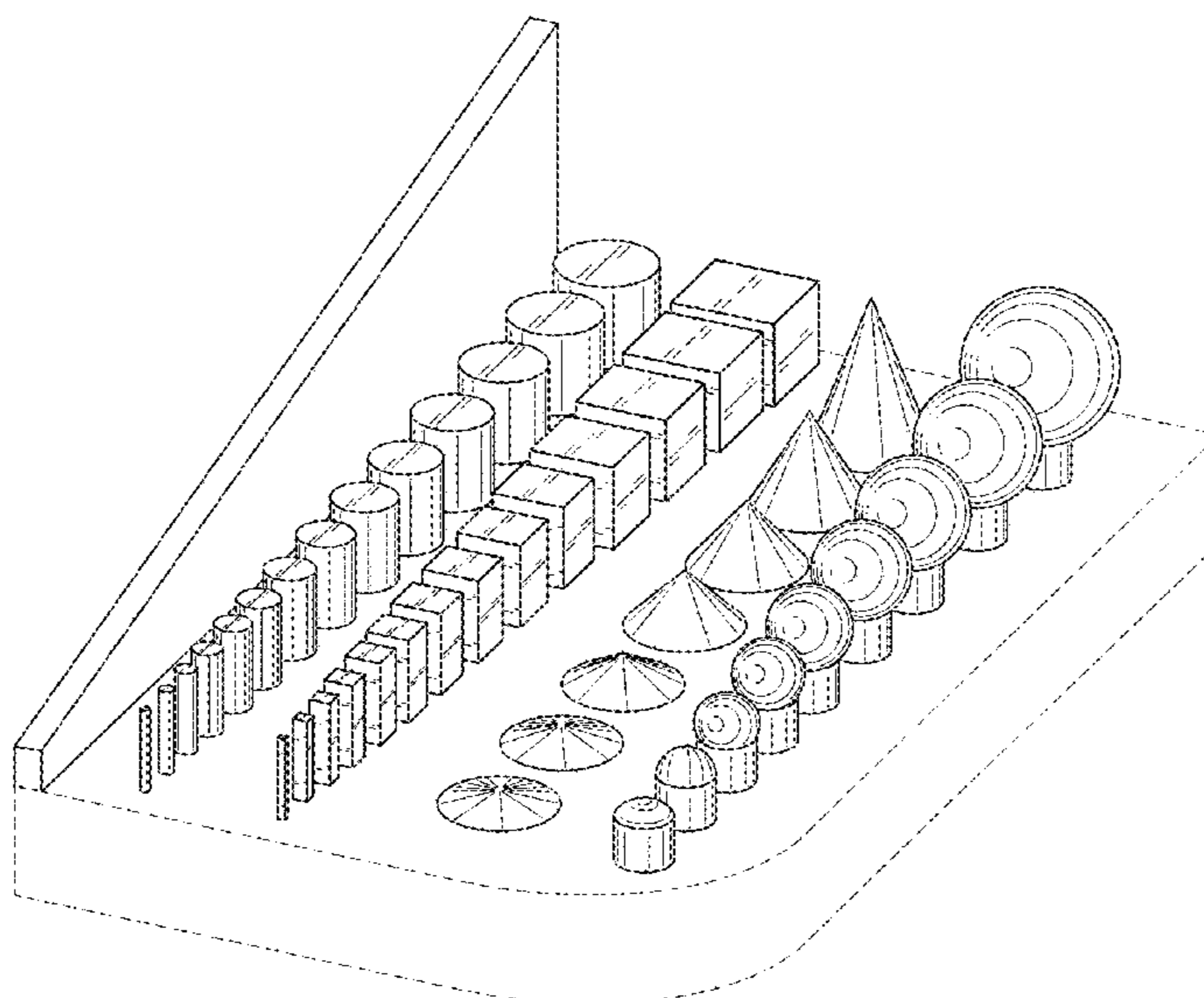
The ornamental design for a three-dimensional (3D) printer test target, as shown and described.

DESCRIPTION

FIG. 1 is a front and top perspective view of a three-dimensional (3D) printer test target; FIG. 2 is a front view thereof; FIG. 3 is a rear view thereof; FIG. 4 is a left side view thereof; FIG. 5 is a right side view thereof; FIG. 6 is a top view thereof; and, FIG. 7 is a bottom view thereof.

The broken lines that are shown in the drawings are included for the purpose of illustrating portions of the three-dimensional (3D) printer test target and form no part of the claimed design. The solid lines and the surfaces between the solid lines, which are shown in the drawings, are part of the claimed design.

1 Claim, 6 Drawing Sheets



(56)

References Cited

OTHER PUBLICATIONS

CTRIV, "Test your 3D printer! v2," <https://www.thingiverse.com/thing:1019228>, Sep. 17, 2015, 1 page.

Hipolite W., "Designer Creates an All-in-One Solution for Testing & Calibrating Your 3D Printer," <https://3dprint.com/48922/3d-printer-calibrating-tesU>, Mar. 5, 2015, 5 pages.

Wikipedia, "3DBenchy," <https://en.wikipedia.org/wiki/3DBenchy>, Jul. 30, 2016, 3 pages.

Zavorotnitsienko D., "Understanding 3D Printer Quality & Resolution," <http://www.ilios3d.com/en/product-documentation/ilios-documentation-3dprint-quality>, Jan. 29, 2015, 3 pages.

* cited by examiner

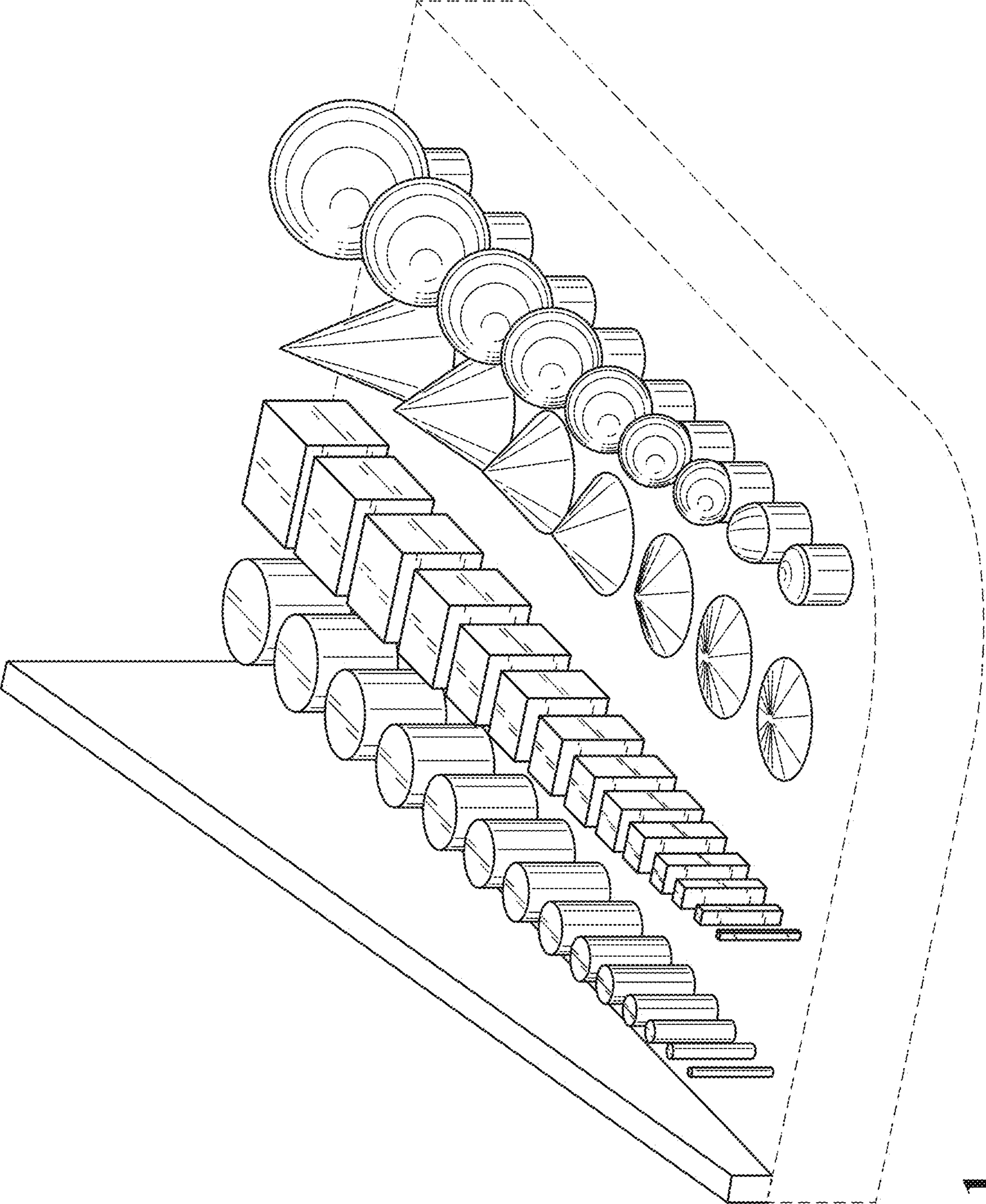


FIG. 1

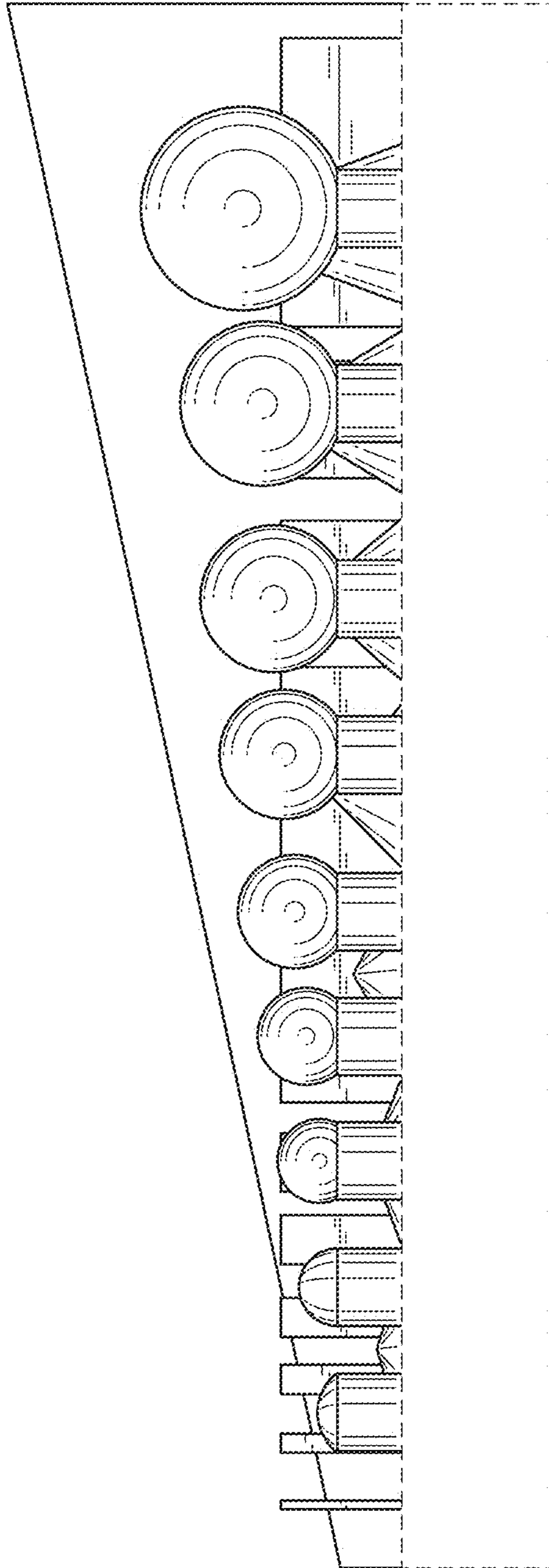


FIG. 2

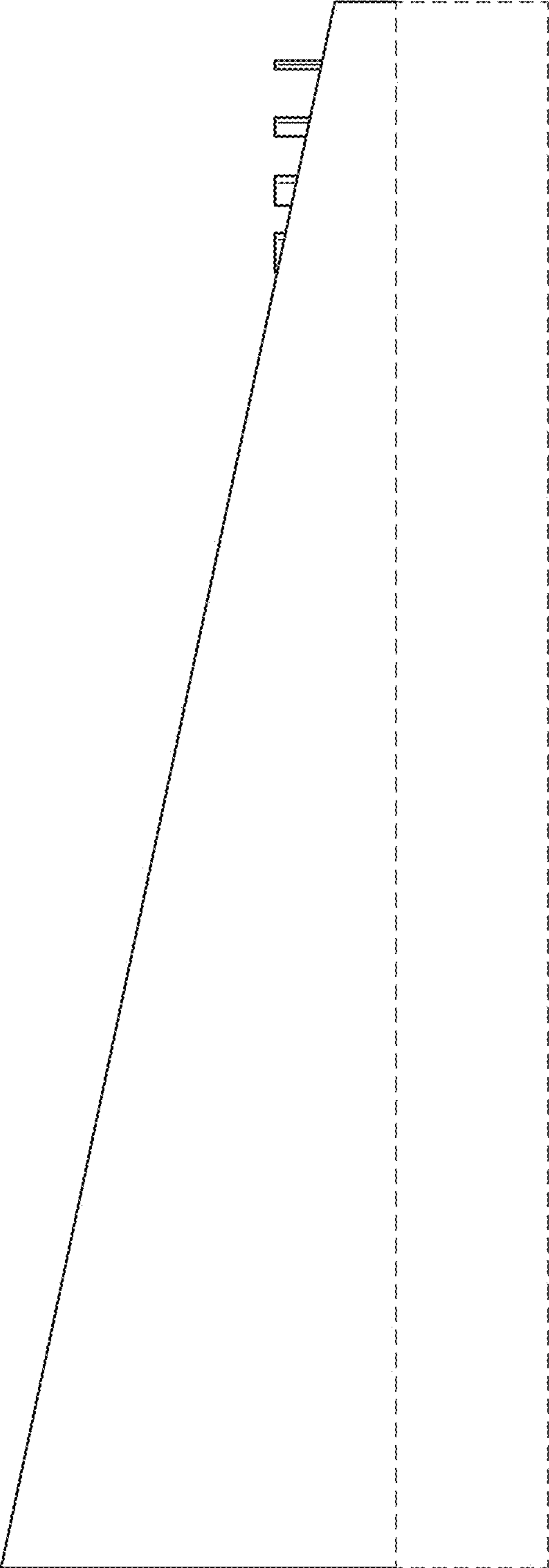


FIG. 3

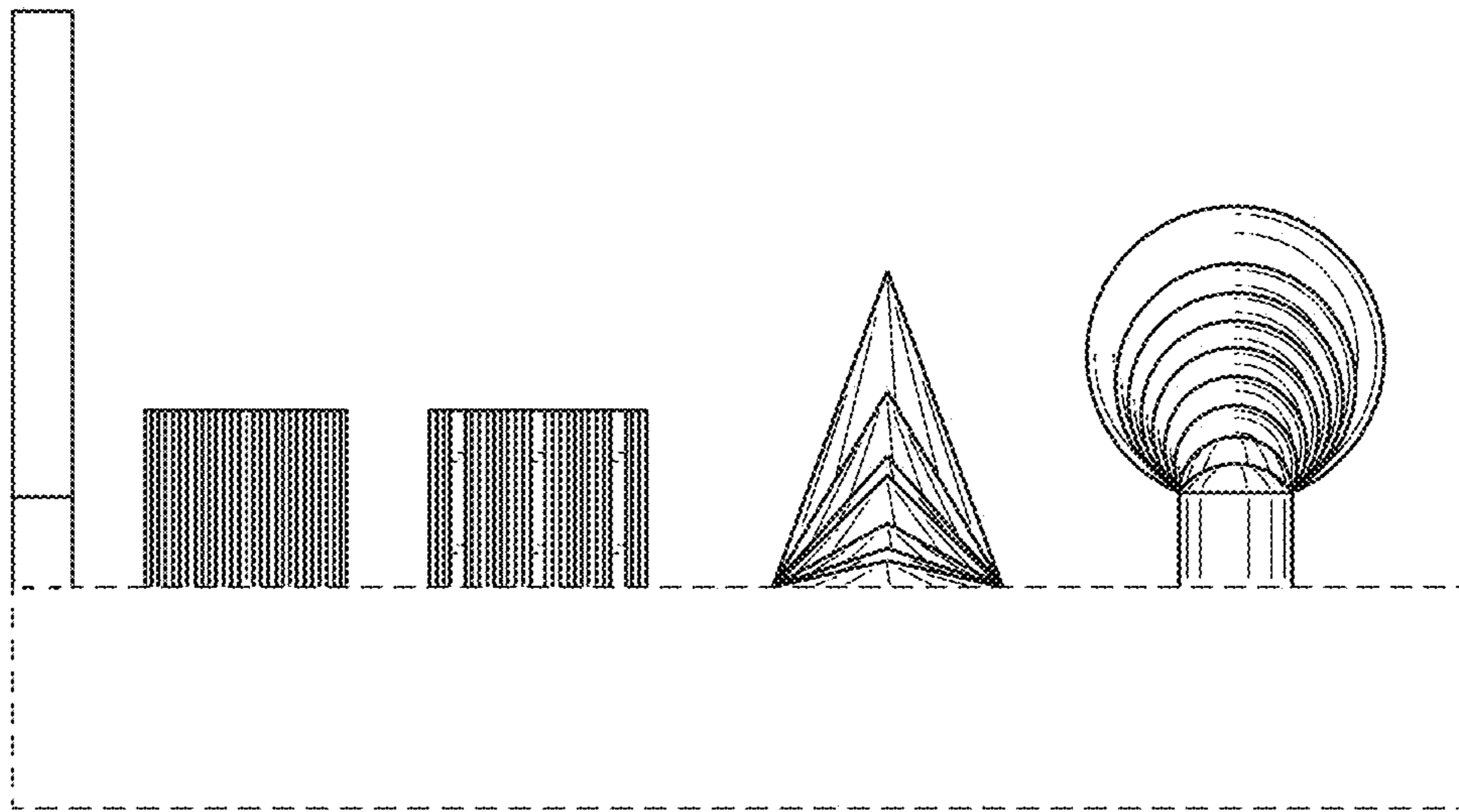


FIG. 4

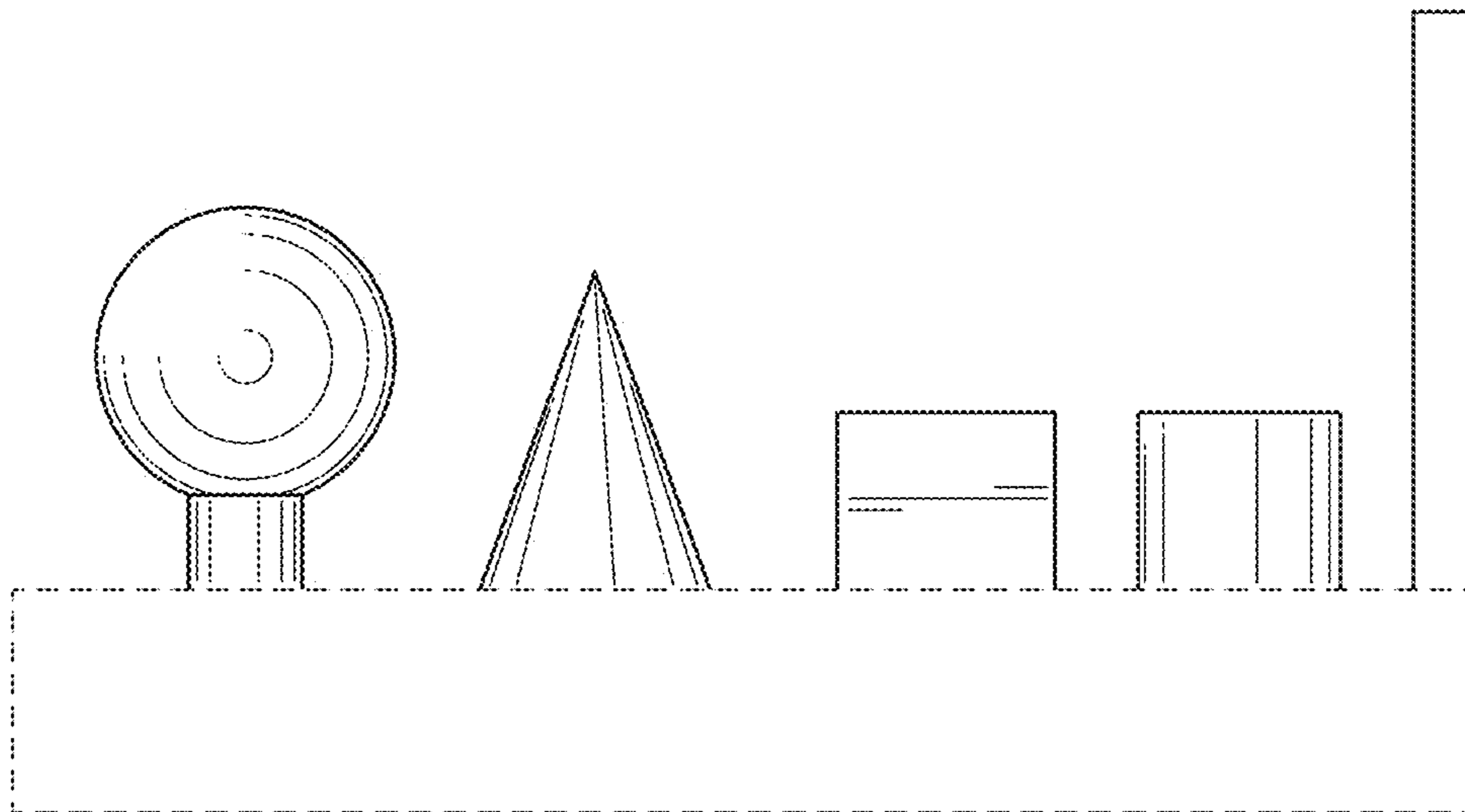


FIG. 5




FIG. 6

700 →

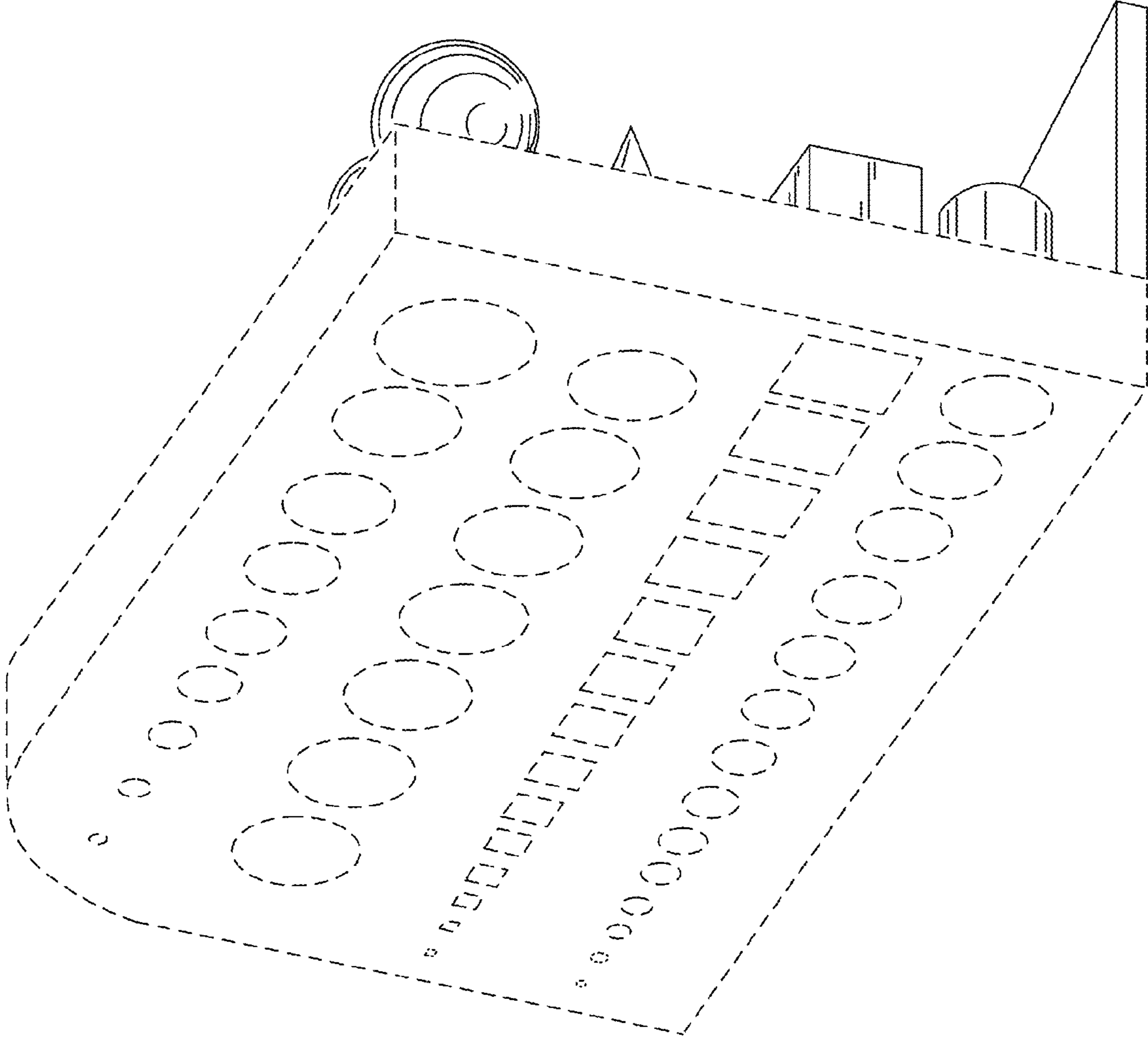


FIG. 7