



US00D985574S

(12) **United States Design Patent**
Ma

(10) **Patent No.:** **US D985,574 S**

(45) **Date of Patent:** **** May 9, 2023**

(54) **LAPTOP STAND**

(71) Applicant: **Shuodong Ma**, Shantou (CN)

(72) Inventor: **Shuodong Ma**, Shantou (CN)

(**) Term: **15 Years**

(21) Appl. No.: **29/843,858**

(22) Filed: **Jun. 24, 2022**

(51) **LOC (14) Cl.** **14-02**

(52) **U.S. Cl.**
USPC **D14/447**

(58) **Field of Classification Search**
USPC D14/447, 432, 434, 439, 440, 451, 452,
D14/457, 239, 251, 253; D8/363, 373,
D8/380; D6/406.3, 406.4, 406.5, 406.6;
D12/415; D19/91; D3/218
CPC A47B 21/04; A47B 2097/006; A47B
2097/005; A47B 2023/049; A45C
2011/002; A45C 2011/003; F16M
2200/00; F16M 13/00; A45F 2200/0516;
A45F 2200/0525

See application file for complete search history.

(56) **References Cited**

U.S. PATENT DOCUMENTS

D494,977 S *	8/2004	Persson	D14/447
D651,606 S *	1/2012	Luijben	D14/447
D674,805 S *	1/2013	Vincent	D14/447
D678,290 S *	3/2013	Smith	D14/440
D678,297 S *	3/2013	Willkomm	D14/447
D686,216 S *	7/2013	Hachadorian	D14/447
D692,439 S *	10/2013	Muhlenberg	D14/447
D750,089 S *	2/2016	Langhein	A45C 11/00 D14/447
D902,214 S *	11/2020	Akana	D14/440

D903,686 S *	12/2020	Jung	D14/440
D903,689 S *	12/2020	Zheng	D14/447
D931,289 S	9/2021	Jin	
D933,074 S *	10/2021	Hu	D14/440
D940,725 S *	1/2022	Jia	F16M 11/2092 D14/447
D942,979 S *	2/2022	Jung	D14/440
D943,597 S *	2/2022	Feng	D14/447
D947,201 S *	3/2022	Kirk	D14/447
D949,154 S *	4/2022	Hornung	D14/457
D951,960 S *	5/2022	Shen	D14/447
D964,995 S *	9/2022	Troedson	D14/440
2010/0258463 A1 *	10/2010	Yang	A45C 11/00 206/320
2012/0012483 A1 *	1/2012	Fan	F16M 13/00 206/320
2018/0287245 A1 *	10/2018	Hsu	H01Q 1/243

* cited by examiner

Primary Examiner — Angela J Lee


(57) **CLAIM**

The ornamental design for a laptop stand, as shown and described.

DESCRIPTION

FIG. 1 is a front and top perspective view of a laptop stand, showing my new design;
FIG. 2 is a rear and bottom perspective view thereof;
FIG. 3 is a front elevation view thereof;
FIG. 4 is a rear elevation view thereof;
FIG. 5 is a left side elevation view thereof;
FIG. 6 is a right side elevation view thereof;
FIG. 7 is a top plan view thereof; and,
FIG. 8 is a bottom plan view thereof.
The broken lines in the figures illustrate portions of the laptop stand that form no part, of the claimed design.

1 Claim, 8 Drawing Sheets






FIG. 1

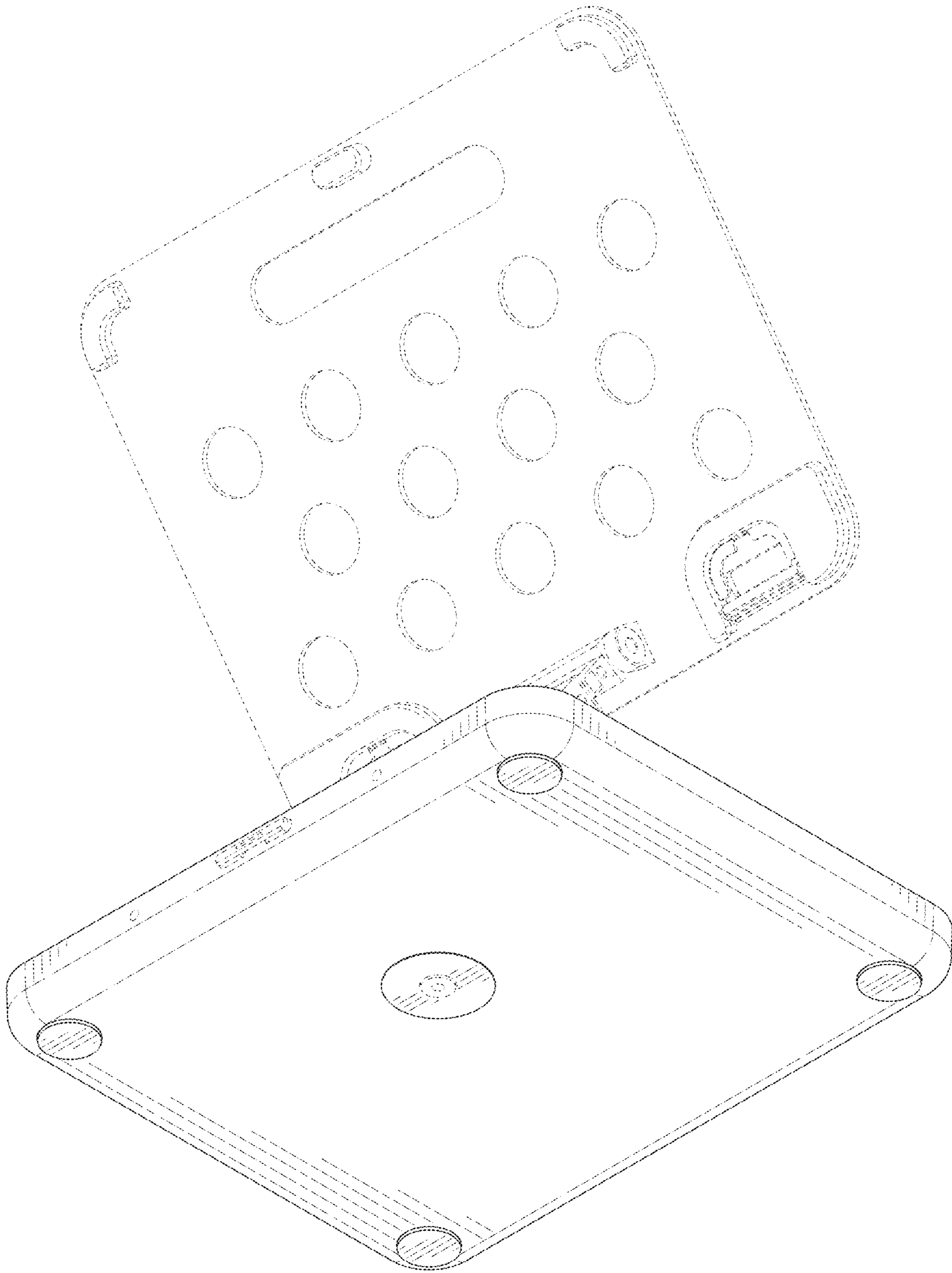


FIG. 2

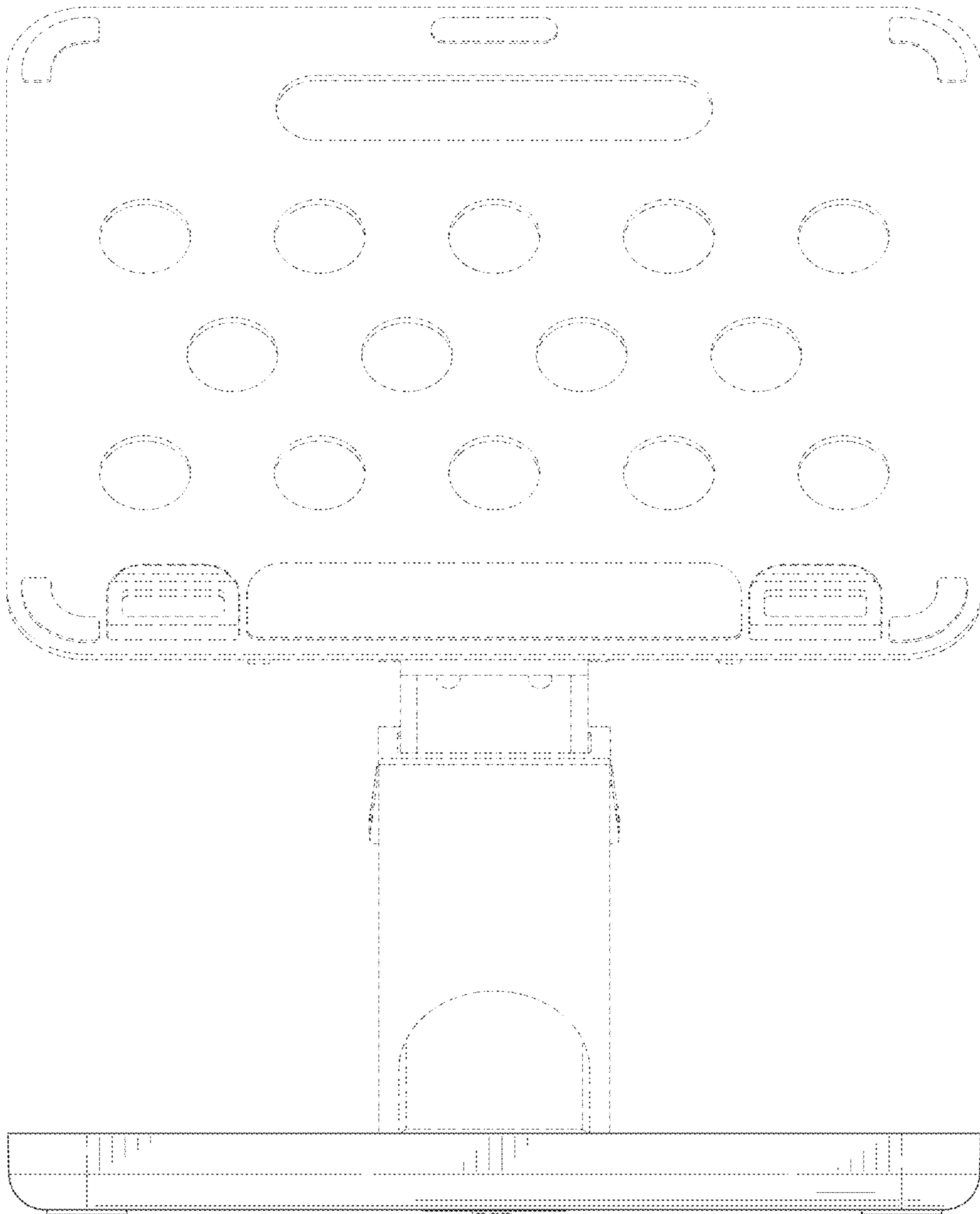


FIG. 3

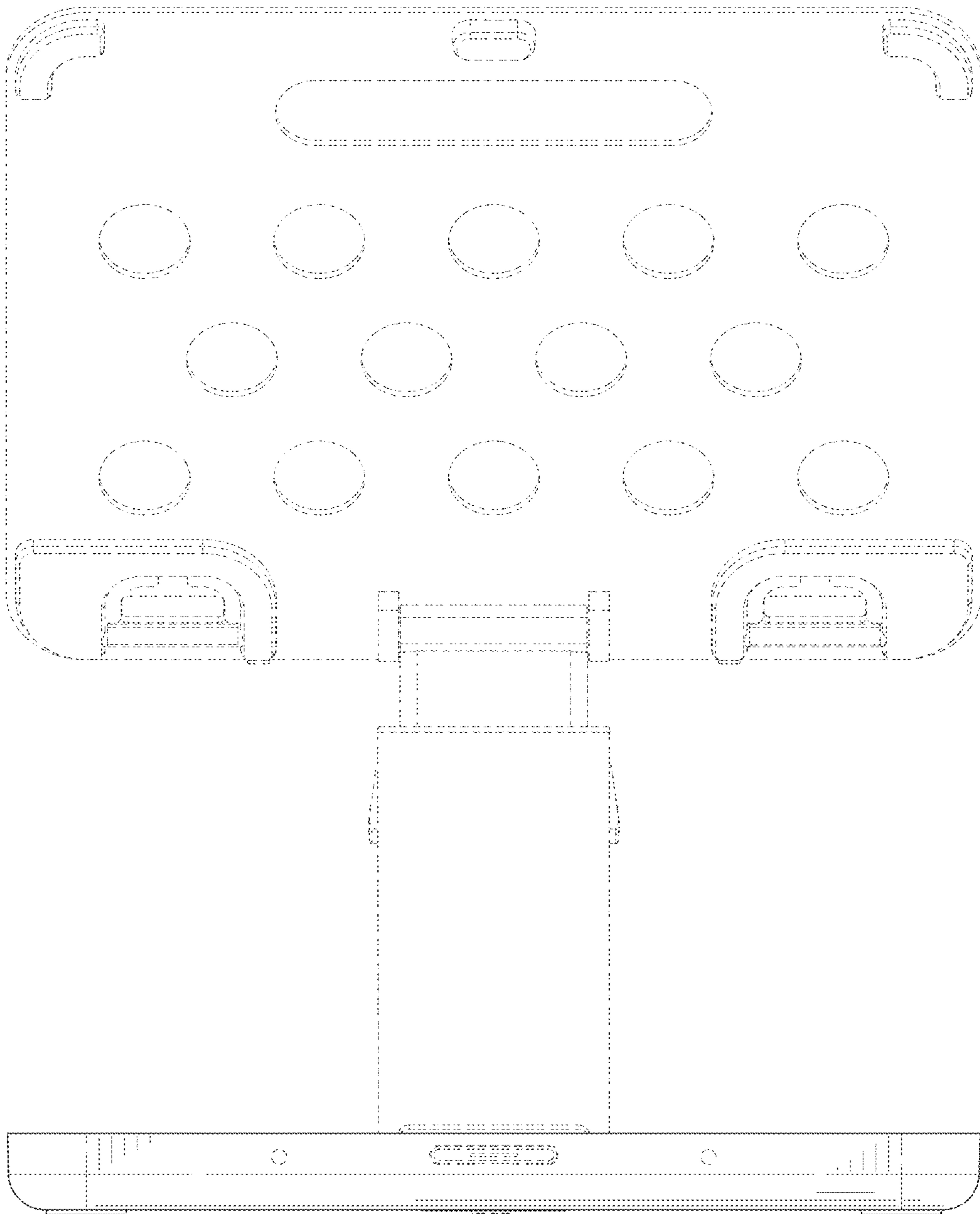


FIG. 4




FIG. 5

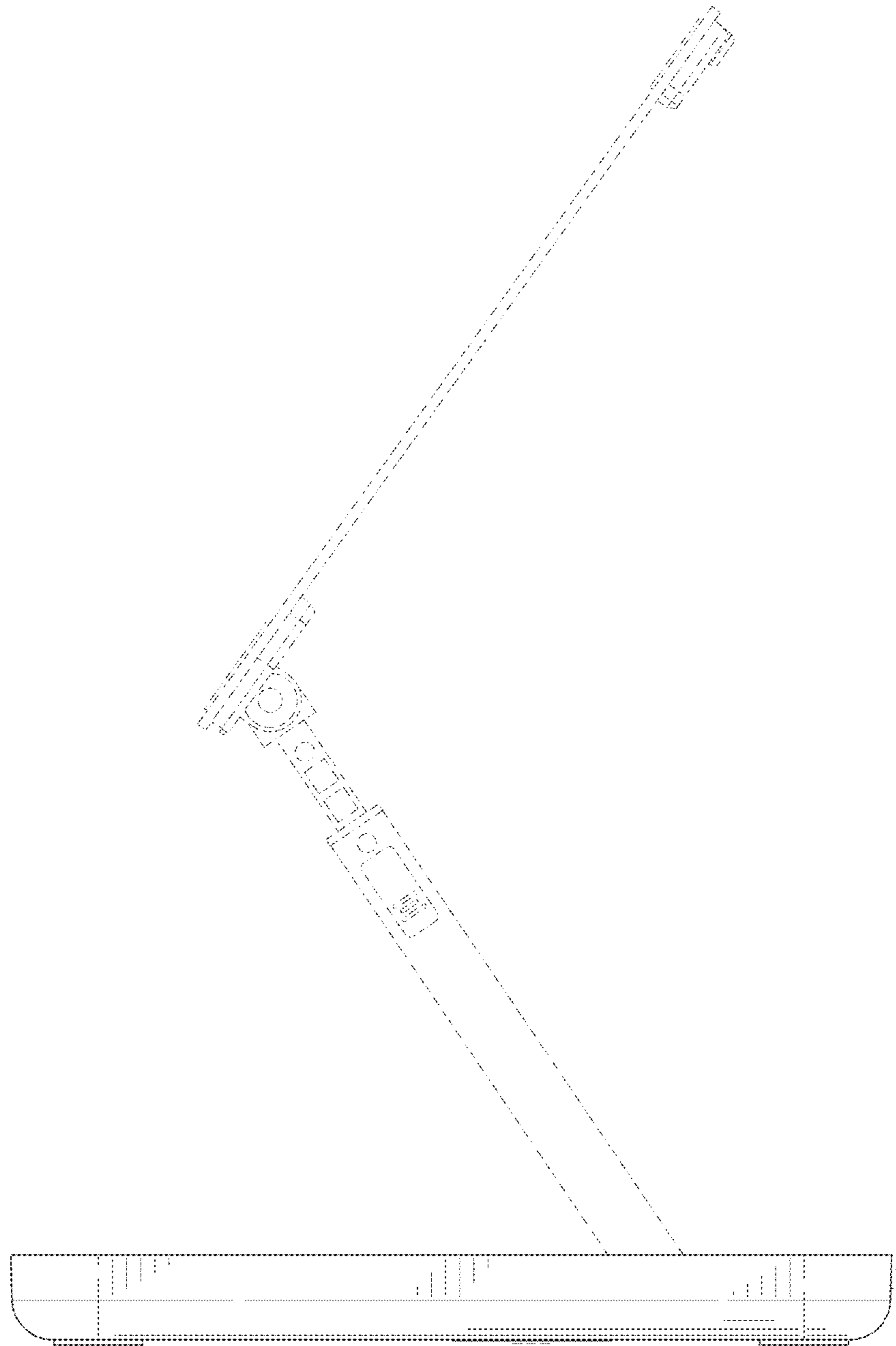


FIG. 6

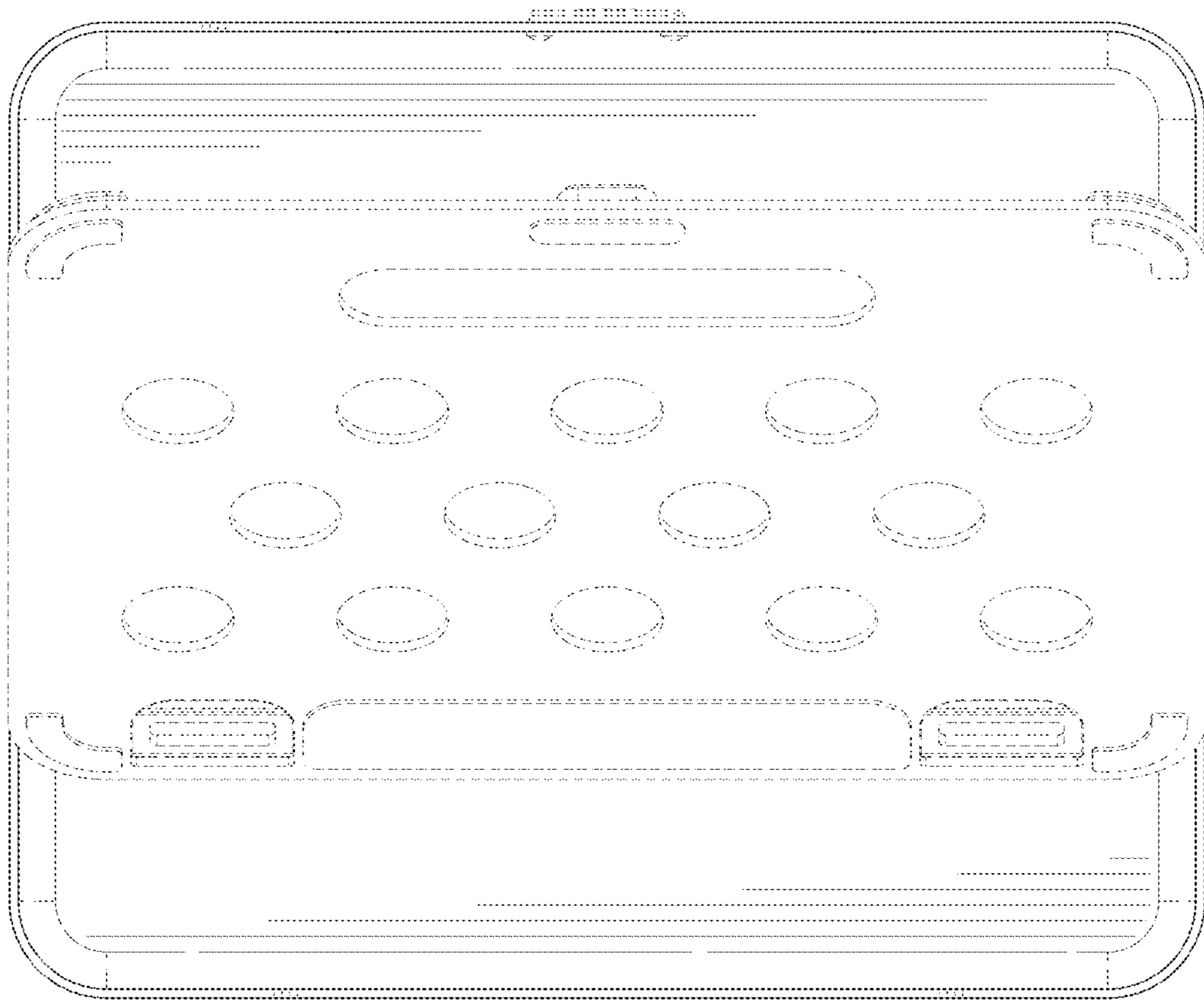


FIG. 7

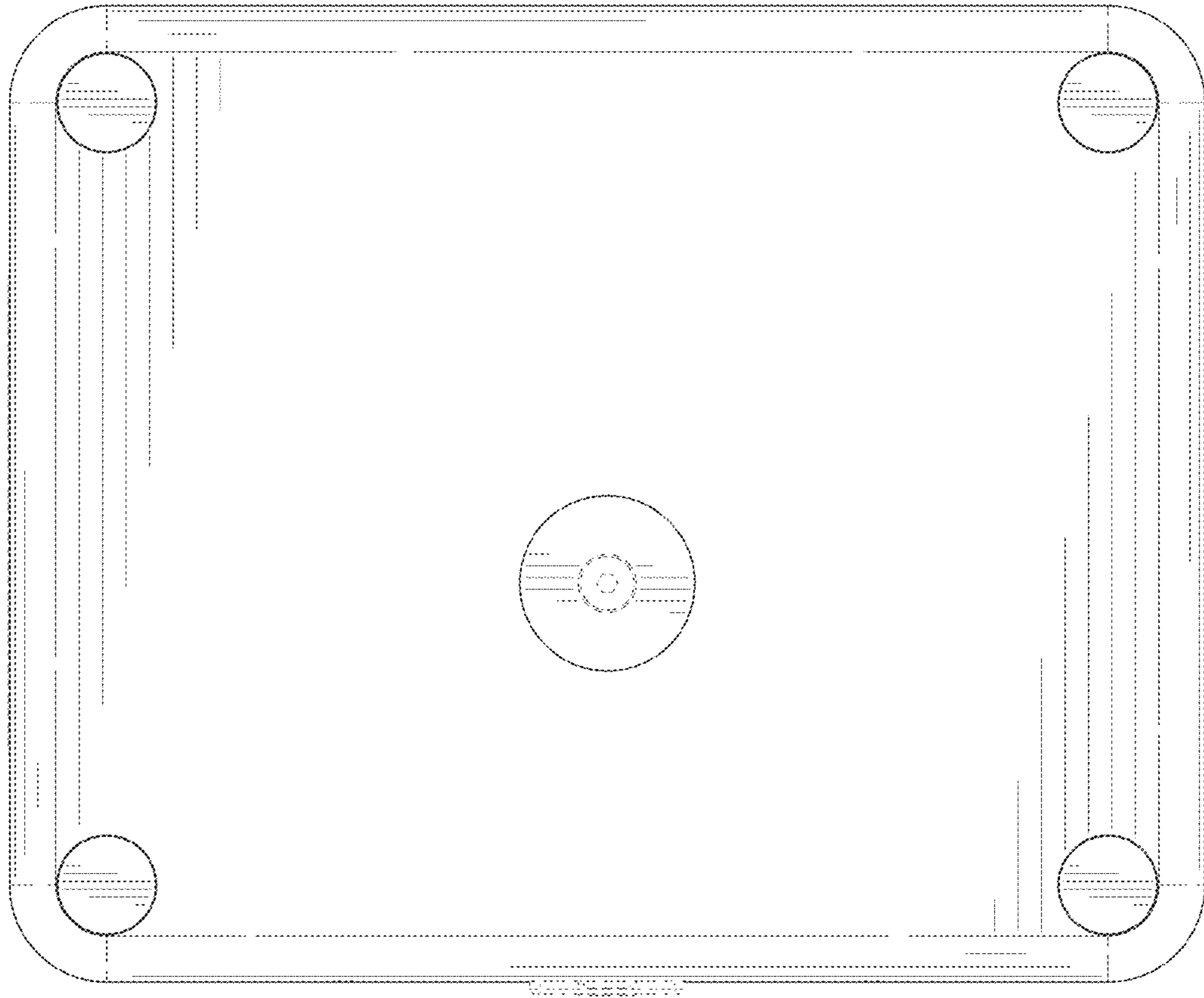


FIG. 8