



US00D985564S

(12) **United States Design Patent**
Kim et al.

(10) **Patent No.:** **US D985,564 S**

(45) **Date of Patent:** **** May 9, 2023**

(54) **HEAD-MOUNTED DISPLAY**

(71) Applicant: **SAMSUNG ELECTRONICS CO., LTD.**, Suwon-si (KR)

(72) Inventors: **Myung-Kyu Kim**, Suwon-si (KR); **Min-Ki Ham**, Suwon-si (KR); **Han-Gil Song**, Suwon-si (KR); **Woo-Jung Moon**, Suwon-si (KR); **Tae-Hun Ko**, Suwon-si (KR); **Jong-Hyuk Bae**, Suwon-si (KR)

(73) Assignee: **SAMSUNG ELECTRONICS CO., LTD.**, Gyeonggi-do (KR)

(**) Term: **15 Years**

(21) Appl. No.: **29/797,835**

(22) Filed: **Jul. 2, 2021**

(30) **Foreign Application Priority Data**

Jan. 6, 2021 (KR) 30-2021-0000577

(51) **LOC (14) Cl.** **14-02**

(52) **U.S. Cl.**
USPC **D14/372**

(58) **Field of Classification Search**
USPC D14/372, 496, 432, 371, 125, 126, 129, D14/299; D16/300-342; 351/158, 153, 351/144; 345/7-9, 905; 455/344; 348/115, 53, 121, 739
CPC G02B 27/017; G02B 27/0158; G02B 27/0161; G02B 27/0181; G02B 27/0185; G02B 27/0189

See application file for complete search history.

(56) **References Cited**

U.S. PATENT DOCUMENTS

D649,177 S * 11/2011 Cho D16/326
D738,373 S * 9/2015 Davies D14/372

D751,551 S * 3/2016 Ho D14/372
D782,477 S * 3/2017 Cazalet D14/372
D792,400 S * 7/2017 Osterhout D14/372
D810,182 S * 2/2018 Porter D16/309
D827,701 S * 9/2018 Nguyen D14/372
D833,500 S * 11/2018 Su D16/300
D849,822 S * 5/2019 Marron D16/309
D856,402 S * 8/2019 Miera D16/300
D862,466 S * 10/2019 He D14/372
D864,959 S * 10/2019 Osterhout D14/372
D865,040 S * 10/2019 Schaal D16/309
D886,103 S * 6/2020 He D14/372
D887,408 S * 6/2020 Green D14/372
D888,053 S * 6/2020 Rao D14/372
D900,092 S * 10/2020 Villalpando D14/372
D900,093 S * 10/2020 Lee D14/372
D900,920 S * 11/2020 Cohen D16/309
D918,902 S * 5/2021 Ko D14/372
D918,905 S * 5/2021 Osterhout D14/372
D923,006 S * 6/2021 Villalpando D14/372
D937,261 S * 11/2021 Ko D14/372

(Continued)

Primary Examiner — Austin Murphy

(74) *Attorney, Agent, or Firm* — Cantor Colburn LLP

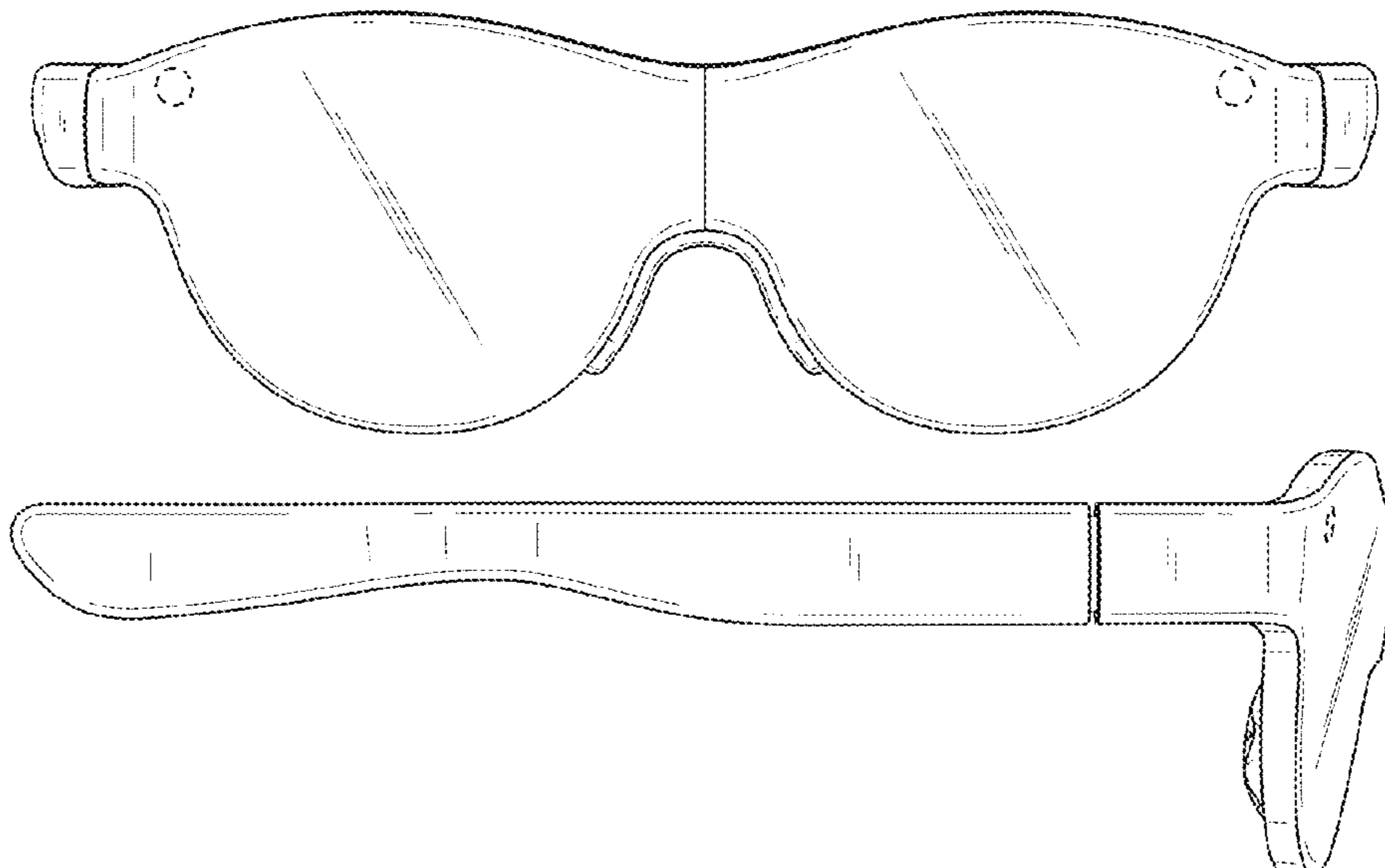
(57) **CLAIM**

The ornamental design for a head-mounted display, as shown and described.

DESCRIPTION

FIG. 1 is a front perspective view of a head-mounted display, showing our new design;
FIG. 2 is a front view thereof;
FIG. 3 is a rear view thereof;
FIG. 4 is a left-side view thereof;
FIG. 5 is a right-side view thereof;
FIG. 6 is a top view thereof; and,
FIG. 7 is a bottom view thereof.
The evenly dashed broken lines illustrating portions of the head-mounted display form no part of the claimed design.

1 Claim, 7 Drawing Sheets



(56)

References Cited

U.S. PATENT DOCUMENTS

D942,450	S	*	2/2022	Hu	D14/372
D944,247	S	*	2/2022	Cho	D14/372
2016/0048025	A1	*	2/2016	Cazalet	G02B 27/0176
						351/116
2016/0274365	A1	*	9/2016	Bailey	G09G 3/02
2017/0108714	A1	*	4/2017	Kuczewski	G02C 5/146
2019/0384064	A1	*	12/2019	Lee	G06F 1/163

* cited by examiner

FIG. 1

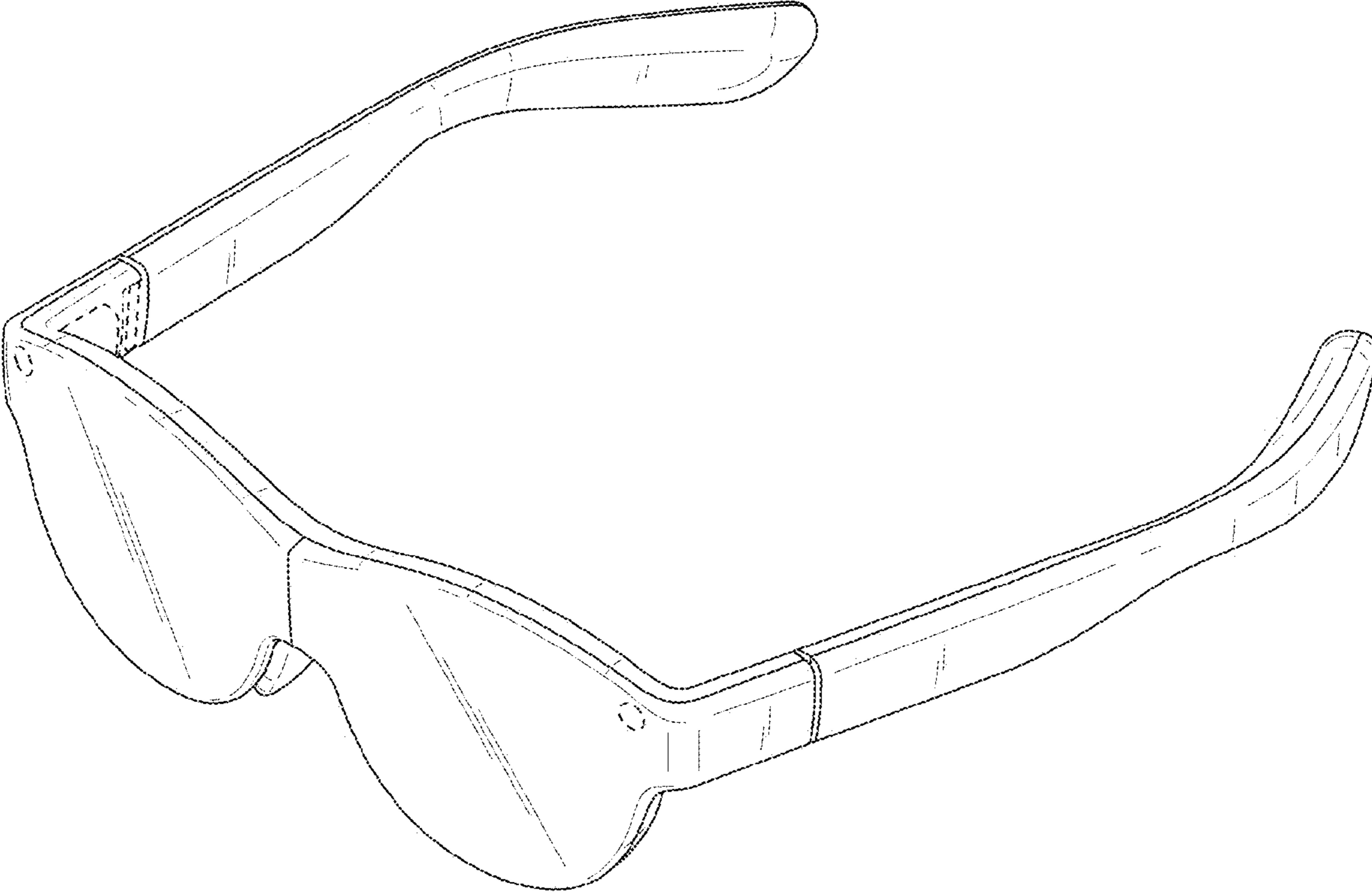


FIG. 2

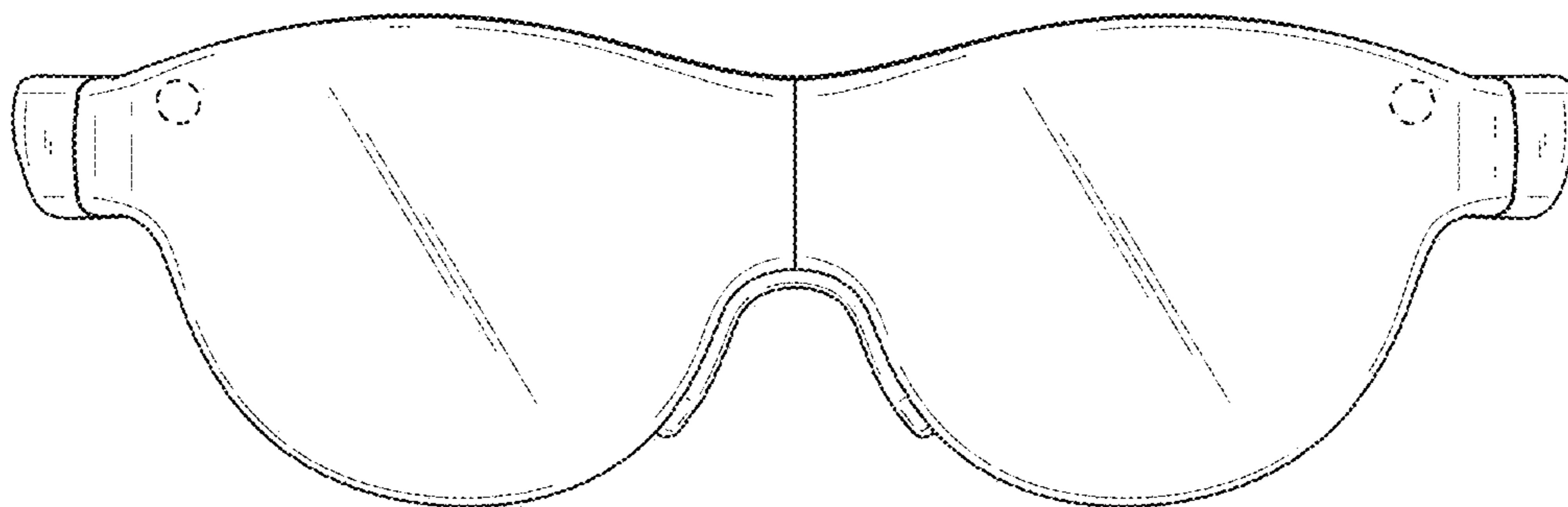


FIG. 3

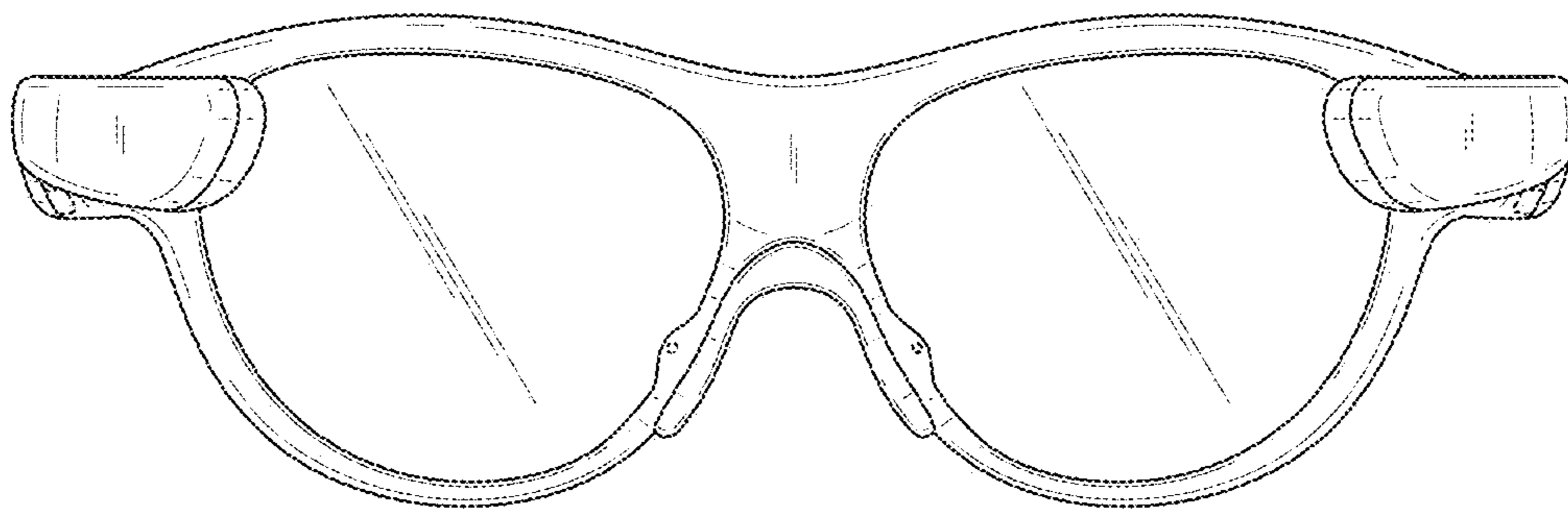


FIG. 4

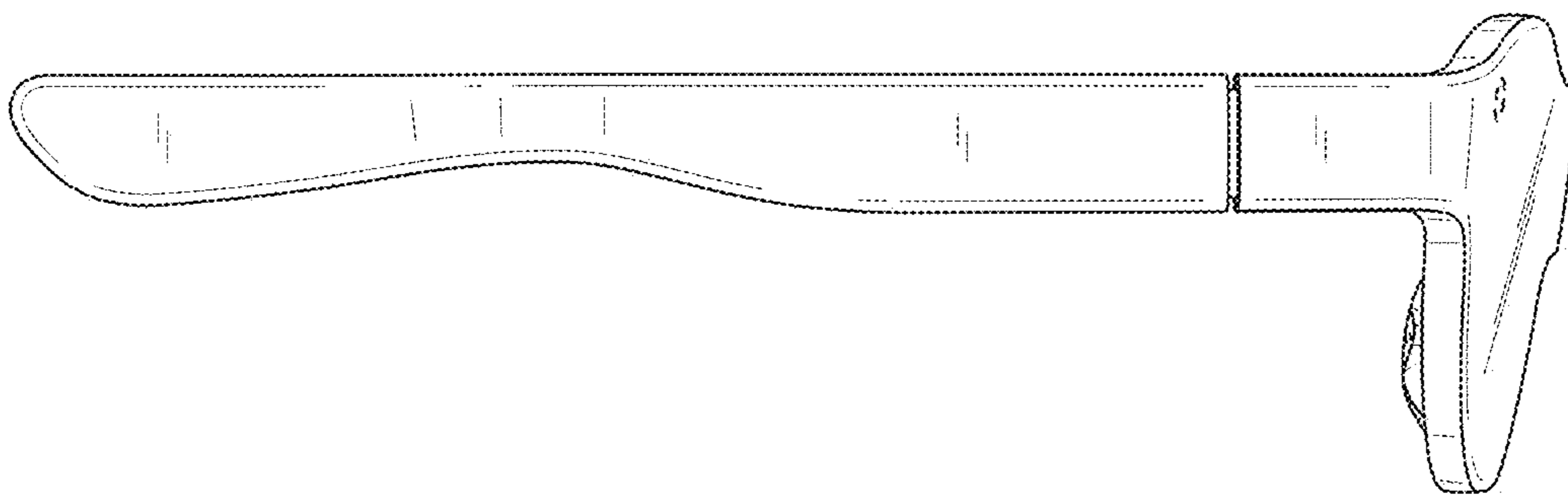


FIG. 5

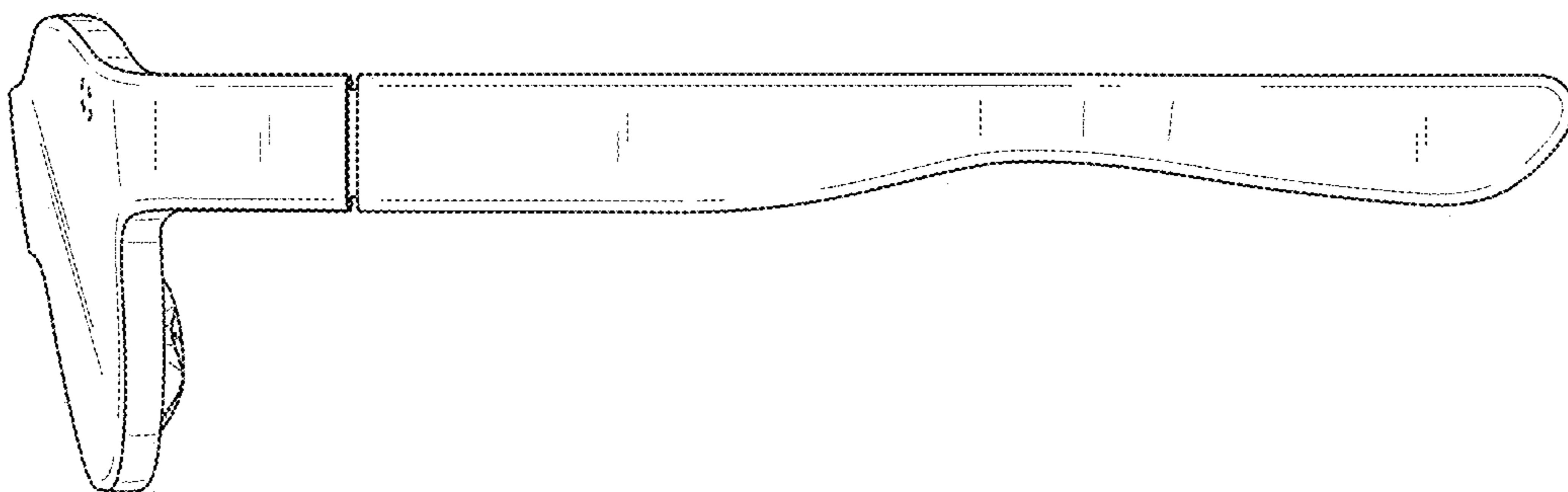


FIG. 6

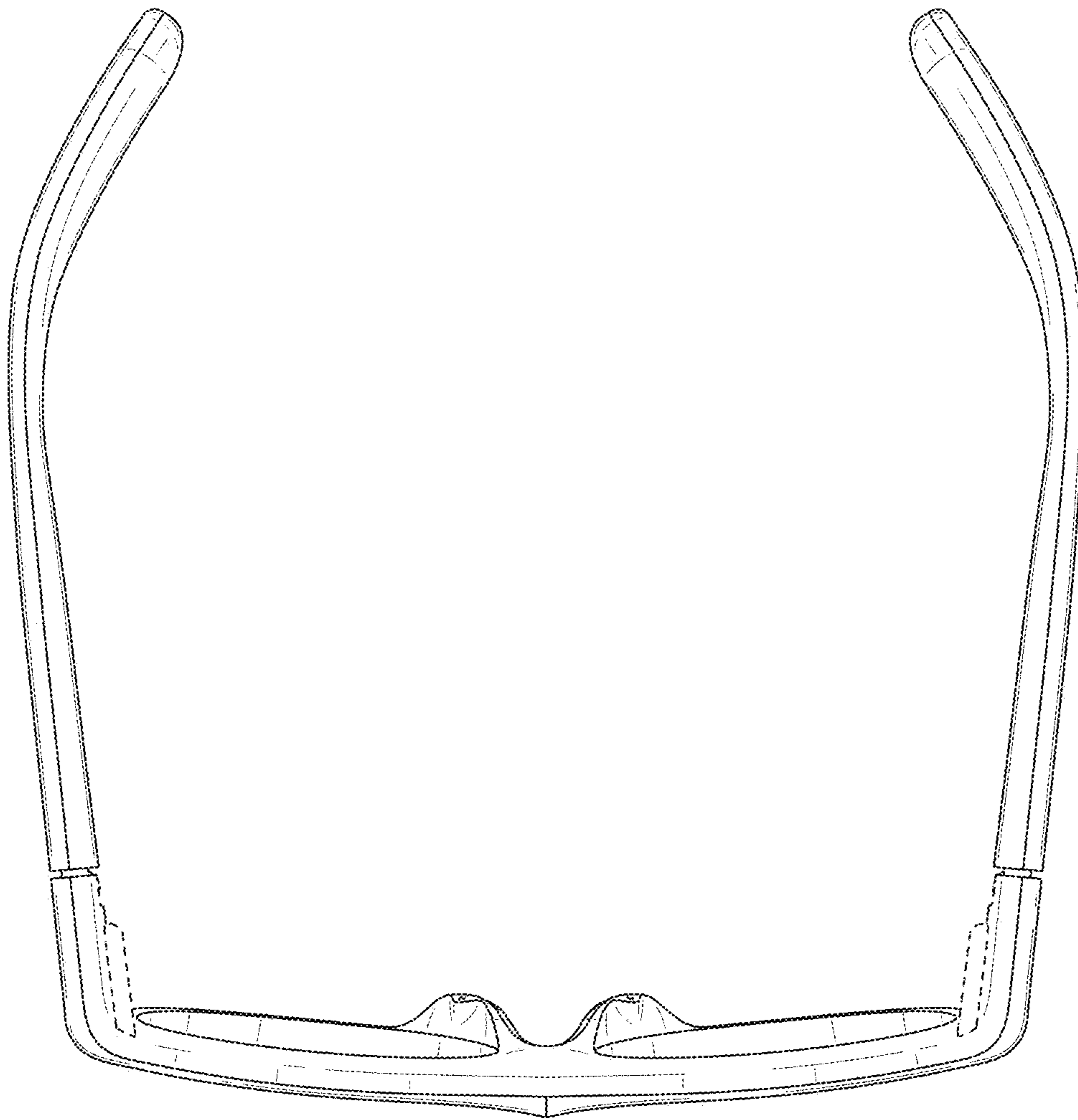


FIG. 7

