



US00D985546S

(12) **United States Design Patent**
Ji et al.

(10) **Patent No.:** **US D985,546 S**

(45) **Date of Patent:** **** May 9, 2023**

(54) **ANTENNA**

(71) Applicant: **KMW INC.**, Hwaseong-si (KR)

(72) Inventors: **Kyo Sung Ji**, Hwaseong-si (KR); **Chi Back Ryu**, Hwaseong-si (KR); **Min Soo Kim**, Hwaseong-si (KR)

(73) Assignee: **KMW INC.**, Hwaseong-si (KR)

(**) Term: **15 Years**

(21) Appl. No.: **29/787,282**

(22) Filed: **Jun. 4, 2021**

(30) **Foreign Application Priority Data**

Dec. 4, 2020 (KR) 30-2020-0059794

(51) **LOC (14) Cl.** **14-03**

(52) **U.S. Cl.**
USPC **D14/230**

(58) **Field of Classification Search**
USPC D14/230, 231-240, 188, 358, 242;
D13/107, 101-103, 118-119, 184, 199,
D13/152, 179, 158, 168, 110
CPC G06F 1/1601; G06F 1/1607; G06F 1/1637;
G06F 1/1642; G06F 3/0421; G06F
3/0428; G06F 3/0488; G06F 3/1446;
H04N 5/64; H04N 1/00522; H05K 7/18;
H05K 7/183; A47B 81/064; A47B 51/00;
A47B 21/0073

See application file for complete search history.

(56) **References Cited**

U.S. PATENT DOCUMENTS

D287,718 S * 1/1987 Moeller D13/184
D293,910 S * 1/1988 Alfonso D14/354
D301,243 S * 5/1989 Chino D14/230
D311,722 S * 10/1990 Cheng D13/102
D342,722 S * 12/1993 Merino D14/354
D358,753 S * 5/1995 Yoshida D13/123

D425,068 S * 5/2000 Melin D14/230
6,483,107 B1 * 11/2002 Rabinovitz G11B 33/022
D529,492 S * 10/2006 Hino D14/348
D558,683 S * 1/2008 Pape D13/184

(Continued)

FOREIGN PATENT DOCUMENTS

CN 306603958 * 6/2021
CN 306900427 * 10/2021

(Continued)

OTHER PUBLICATIONS

Geesatis, "2 Pcs Louvered Ventilation Grille Air Vent . . . ", available at amazon.com, date first available Feb. 20, 2020, site visited Dec. 22, 2022, available at URL: <https://a.co/d/0vBwmOz> (Year: 2020).*

(Continued)

Primary Examiner — Daniel J Domino
Assistant Examiner — Samina Vieth
(74) *Attorney, Agent, or Firm* — Insight Law Group, PLLC; Seung Lee

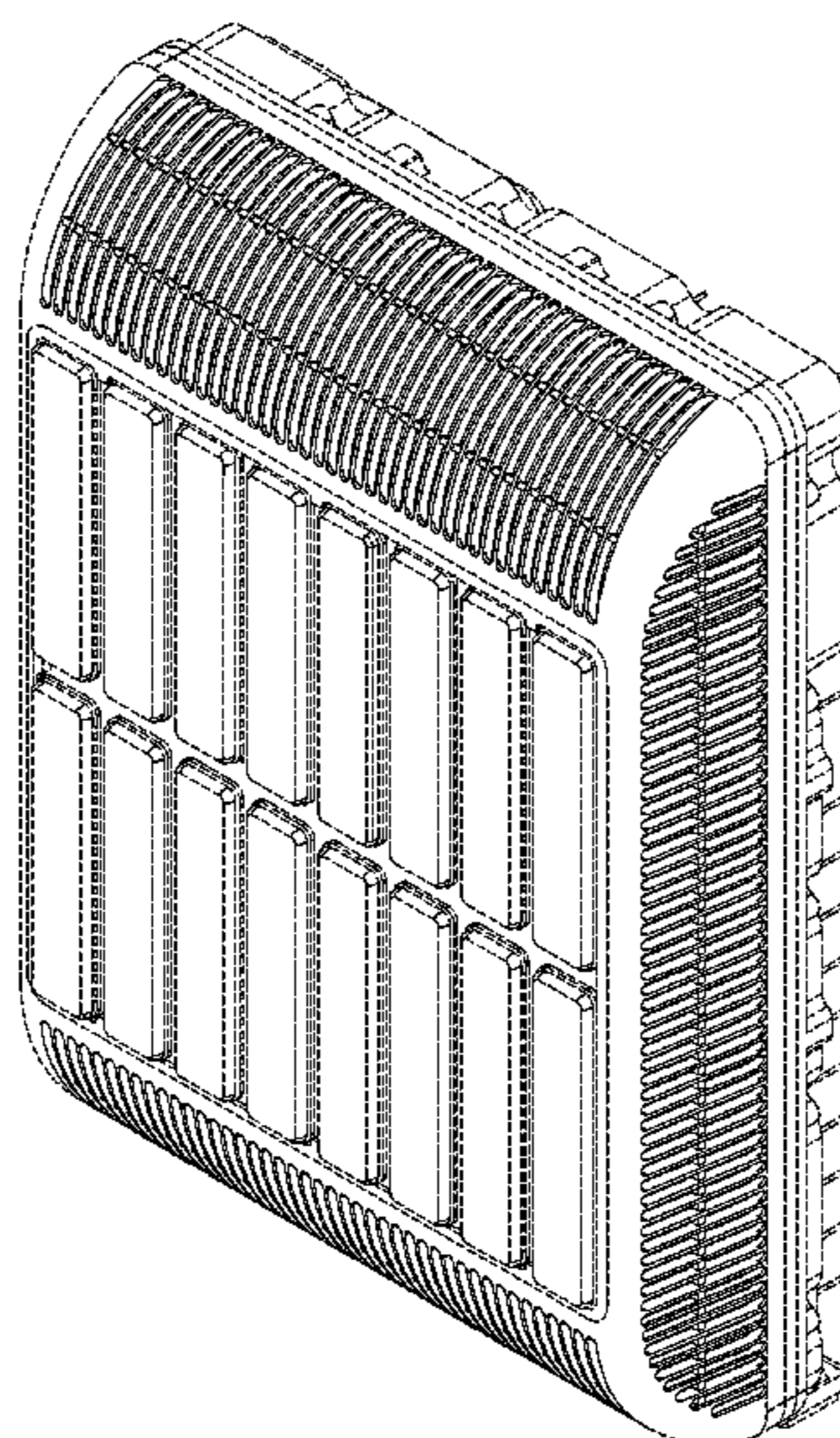
(57) **CLAIM**

We claim the ornamental design for the antenna, as shown and described.

DESCRIPTION

FIG. 1 is a perspective view of an antenna showing our new design;
FIG. 2 is a front view thereof;
FIG. 3 is a rear view thereof;
FIG. 4 is a left-side view thereof;
FIG. 5 is a right-side view thereof;
FIG. 6 is a top view thereof; and,
FIG. 7 is a bottom view thereof.
The broken lines shown in the drawings depict portions of the antenna that form no part of the claimed design.

1 Claim, 7 Drawing Sheets



(56)

References Cited

U.S. PATENT DOCUMENTS

D595,700 S * 7/2009 Cook D14/234
 D700,651 S * 3/2014 Tovar D19/1
 8,879,267 B2 * 11/2014 Henry H04L 12/6418
 361/709
 D724,052 S * 3/2015 Nakahira D14/188
 D727,842 S * 4/2015 Auberton-Herve D13/102
 D754,627 S * 4/2016 Fustino D14/188
 D770,971 S * 11/2016 Anderson D13/102
 D774,023 S * 12/2016 Fariello D14/230
 D775,688 S * 1/2017 Li D19/1
 D808,381 S * 1/2018 Van Dijke D14/300
 D813,944 S * 3/2018 Sato D19/1
 10,018,792 B2 * 7/2018 Kim G02B 6/4269
 D882,681 S * 4/2020 Sato D19/1
 D884,070 S * 5/2020 Chandra D19/1
 D884,612 S * 5/2020 Lau D13/107
 D891,408 S * 7/2020 Kwak D14/240
 D891,409 S * 7/2020 Jeon D14/240
 D895,731 S * 9/2020 Schwab D20/27
 D908,606 S * 1/2021 Fukui D13/102
 11,088,731 B2 * 8/2021 Kim H01Q 1/246
 D939,433 S * 12/2021 Ayub D13/103

D947,820 S * 4/2022 Zhao D14/230
 D954,689 S * 6/2022 Forster D14/230
 D966,240 S * 10/2022 Kim D14/230
 2013/0062596 A1 * 3/2013 Ando H01L 51/56
 438/34
 2014/0036529 A1 * 2/2014 Suzuki G02B 6/0061
 362/606

FOREIGN PATENT DOCUMENTS

CN 307442737 * 7/2022
 CN 307526683 * 9/2022

OTHER PUBLICATIONS

Ulifestar, "Aluminum Alloy Rectangular Air Vent Cover . . .", available at amazon.com, date first available Sep. 9, 2020, site visited Dec. 22, 2022, available at URL: <https://a.co/d/dCpzV9G> (Year: 2020).*

Jingchengmei, "2U Hinged Blank Panel . . .", available at amazon.com, date first available Jun. 18, 2018, site visited Dec. 22, 2022, available at URL: <https://a.co/d/f4GSoa2> (Year: 2018).*

* cited by examiner

FIG. 1

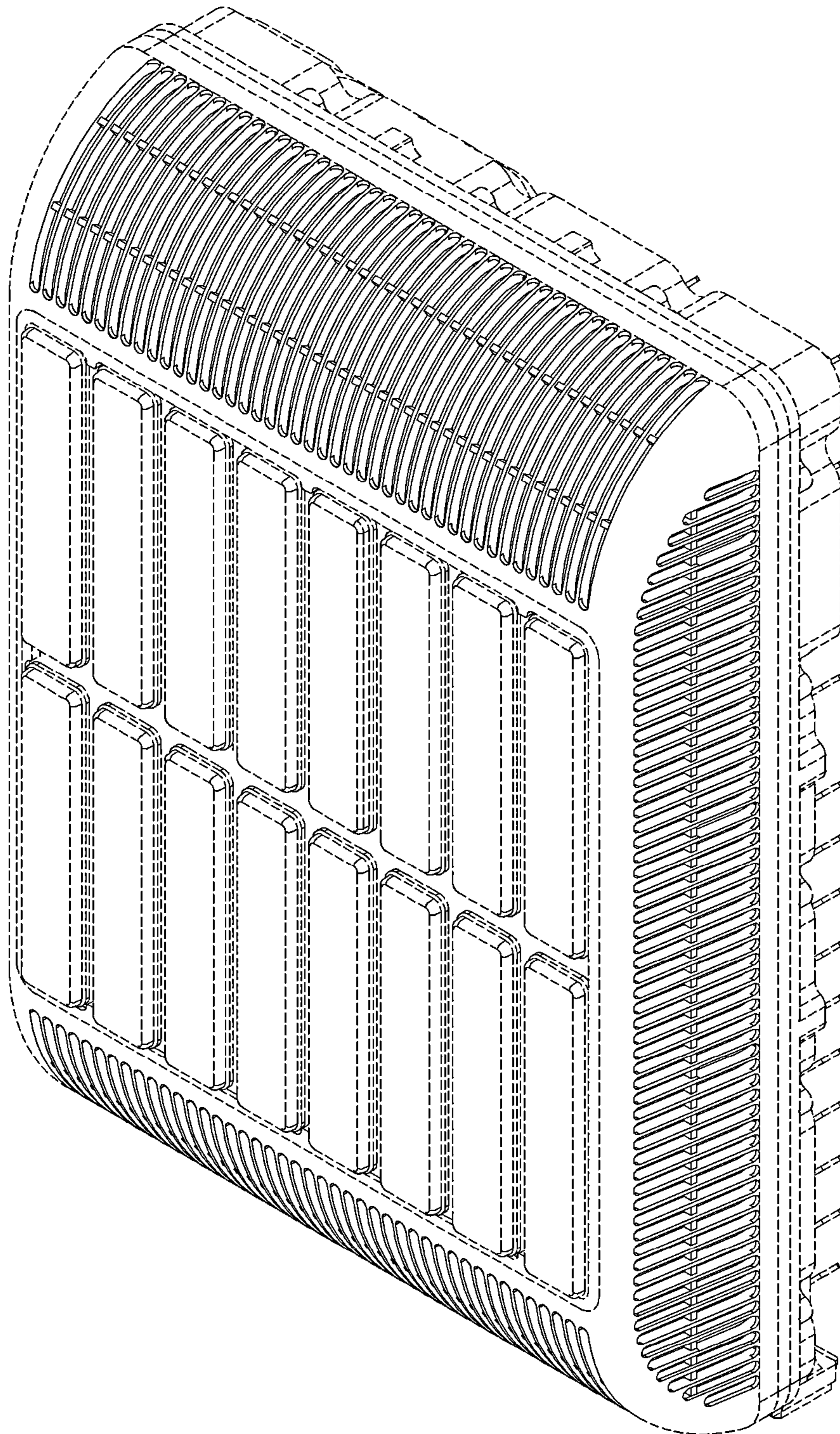


FIG. 2




FIG. 3




FIG. 4

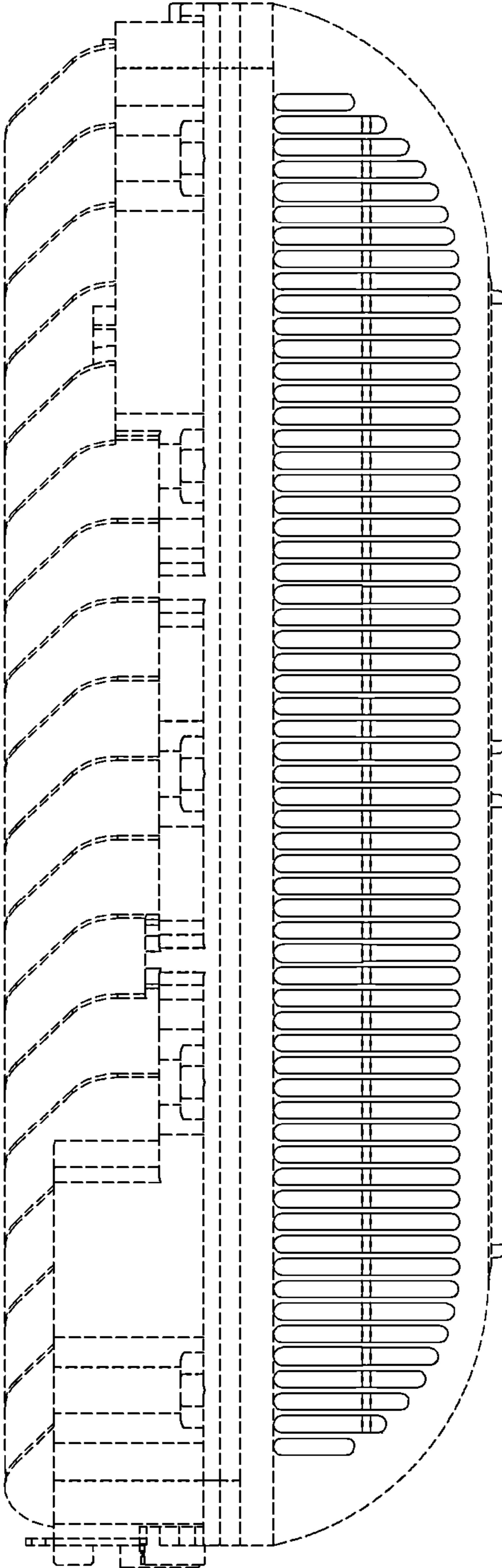


FIG. 5

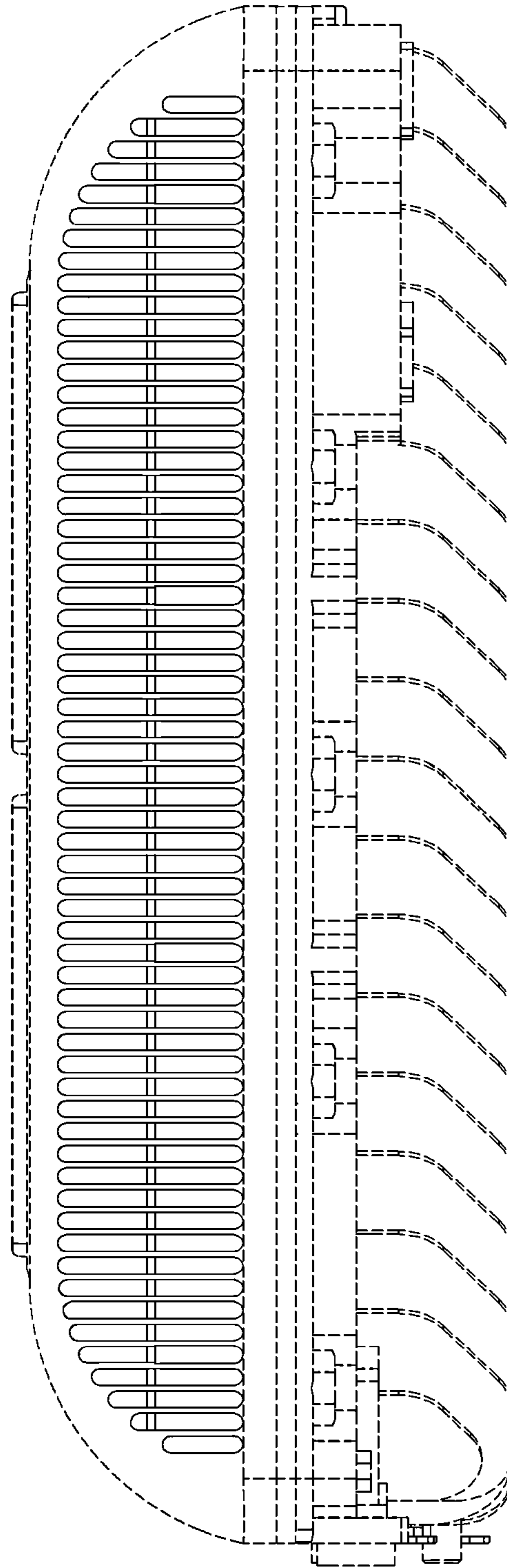


FIG. 6




FIG. 7

