



US00D985536S

(12) **United States Design Patent** (10) **Patent No.:** **US D985,536 S**
Hilaman et al. (45) **Date of Patent:** **** May 9, 2023**

(54) **REMOTE CONTROL**
(71) Applicant: **Otsuka Medical Devices Co., Ltd.**,
Tokyo (JP)
(72) Inventors: **Ryan J. Hilaman**, Oakland, CA (US);
Ryan R. Donovan, Santa Clara, CA
(US); **Kristen J. Easterday**, Mountain
View, CA (US); **Charles Richard
Lewis, Jr.**, Carmel Valley, CA (US)
(73) Assignee: **Otsuka Medical Devices, Inc.**, Tokyo
(JP)
(**) Term: **15 Years**
(21) Appl. No.: **29/771,379**
(22) Filed: **Feb. 22, 2021**
(51) **LOC (14) Cl.** **14-03**
(52) **U.S. Cl.**
USPC **D14/218**
(58) **Field of Classification Search**
USPC D14/218, 388, 217, 174, 137-139, 151,
D14/191-193, 167, 168; D12/299;
D13/162-164, 168; D21/512-517, 566;
D10/104, 106
CPC H04N 21/42222; H04N 5/44; G08C 23/04;
G08C 19/12; H04L 17/02
See application file for complete search history.

D632,673 S * 2/2011 Isaias D14/218
D656,419 S * 3/2012 Sanoner D10/57
D690,662 S * 10/2013 Maier D13/168
D693,333 S * 11/2013 Joe D14/218
D697,036 S 1/2014 Kay et al.
D725,606 S 3/2015 Eastman et al.
D761,768 S * 7/2016 Klein D14/218
D782,728 S * 3/2017 Pinder D27/101
D841,650 S * 2/2019 Masin D14/431
D852,068 S * 6/2019 Fu D10/57
D916,288 S * 4/2021 Hansen D24/152

FOREIGN PATENT DOCUMENTS

JP D1697235 * 10/2018

* cited by examiner

Primary Examiner — Daniel J Domino

Assistant Examiner — Samina Vieth

(74) *Attorney, Agent, or Firm* — Theresa Ann Raymer

(57) **CLAIM**

The ornamental design for a remote control, as shown and described.

DESCRIPTION

FIG. 1 is a front perspective view of a remote control showing our new design;

FIG. 2 is a front view thereof;

FIG. 3 is a back view thereof;

FIG. 4 is a right side view thereof;

FIG. 5 is a left side view thereof;

FIG. 6 is a top view thereof; and,

FIG. 7 is a bottom view thereof.

The shade lines in the figures show contour and not surface ornamentation.

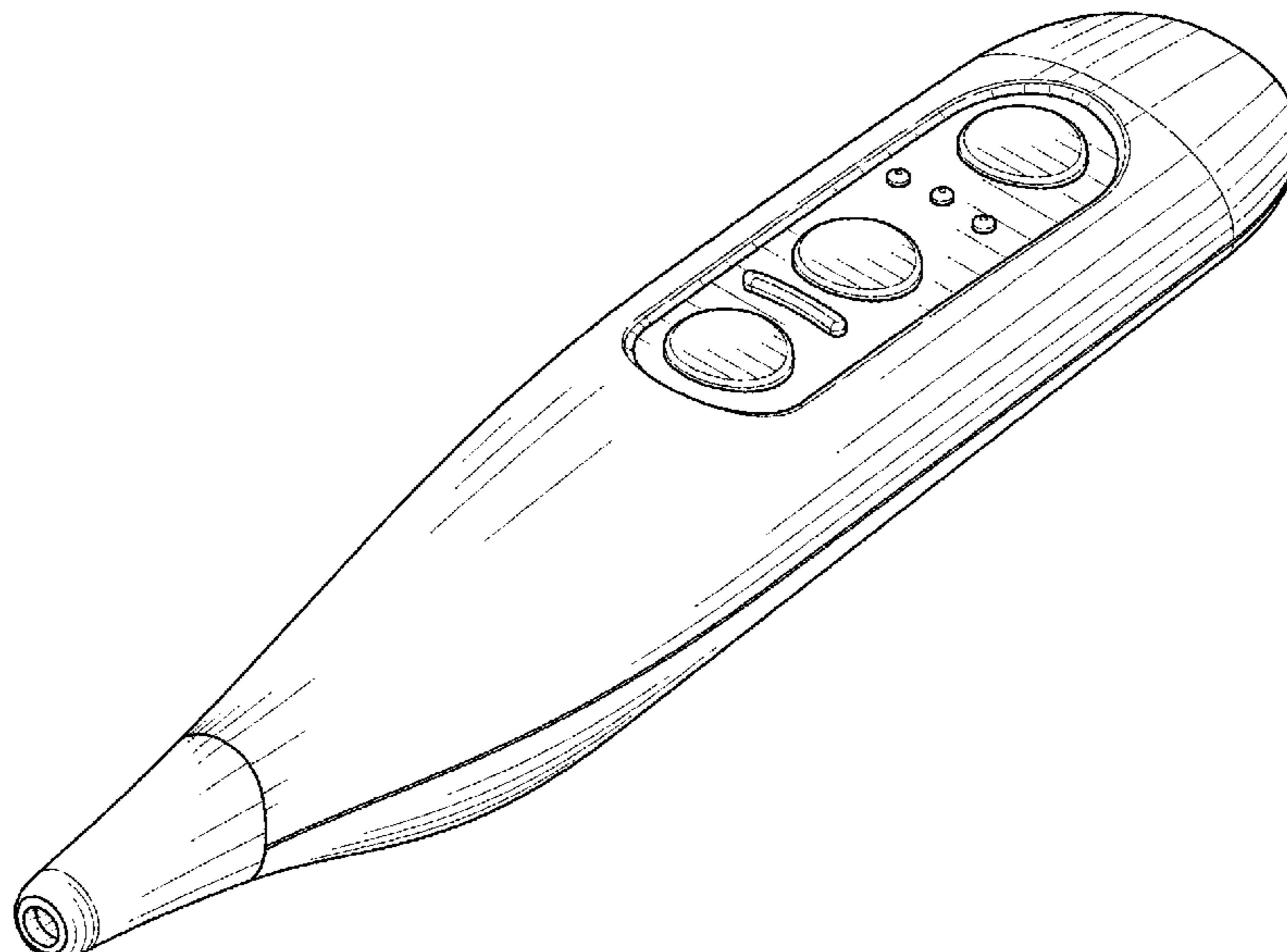
In FIG. 7 of the drawings, the broken lines represent unclaimed portions of the claimed design and form not part of the claimed design.

1 Claim, 4 Drawing Sheets

(56) **References Cited**

U.S. PATENT DOCUMENTS

D363,933 S * 11/1995 Starck D14/218
D420,604 S * 2/2000 Katzman D10/57
D462,069 S * 8/2002 Gatto D14/218
D465,423 S * 11/2002 Larson D10/57
D479,225 S * 9/2003 De Saulles D14/218
D533,866 S * 12/2006 Morisawa D14/218
D568,875 S * 5/2008 Hoehn D14/218
D606,947 S * 12/2009 Caprio D13/168



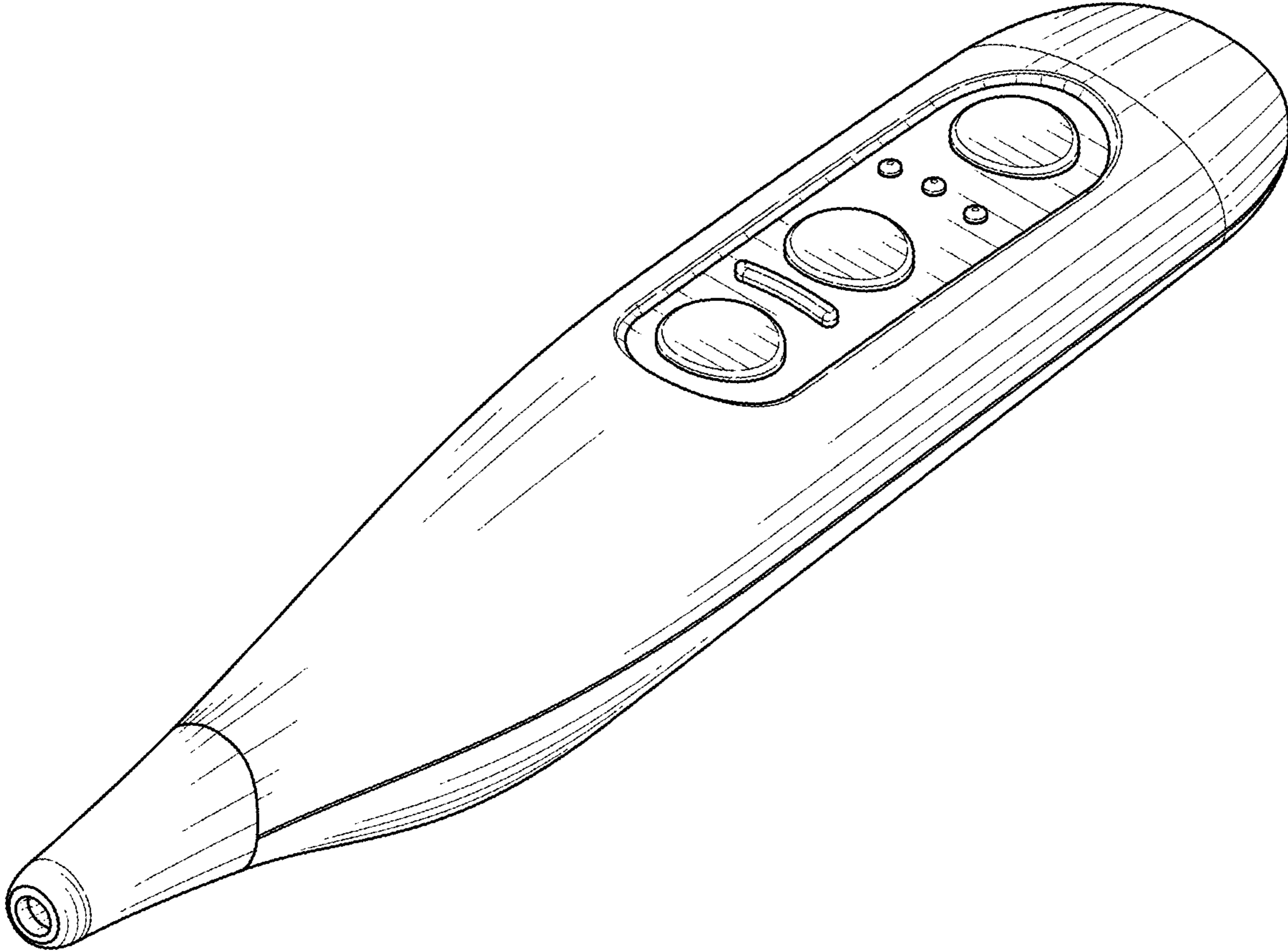


FIG. 1

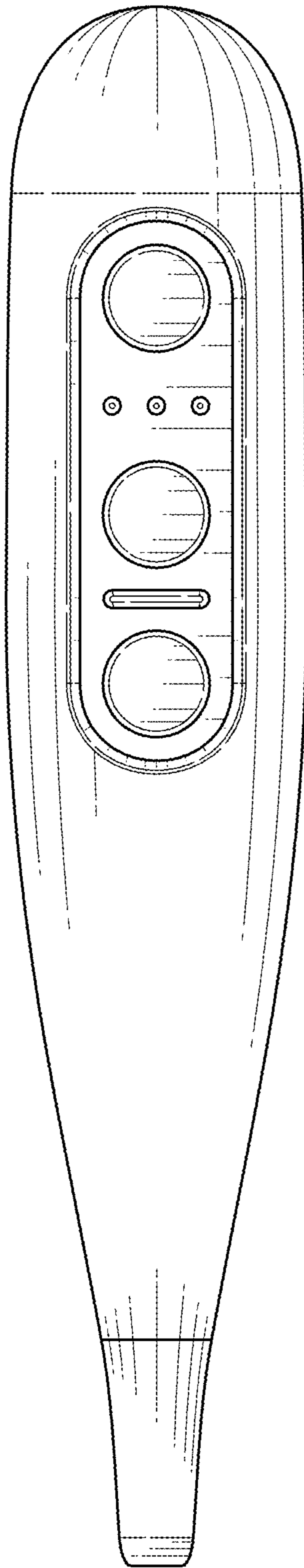


FIG. 2

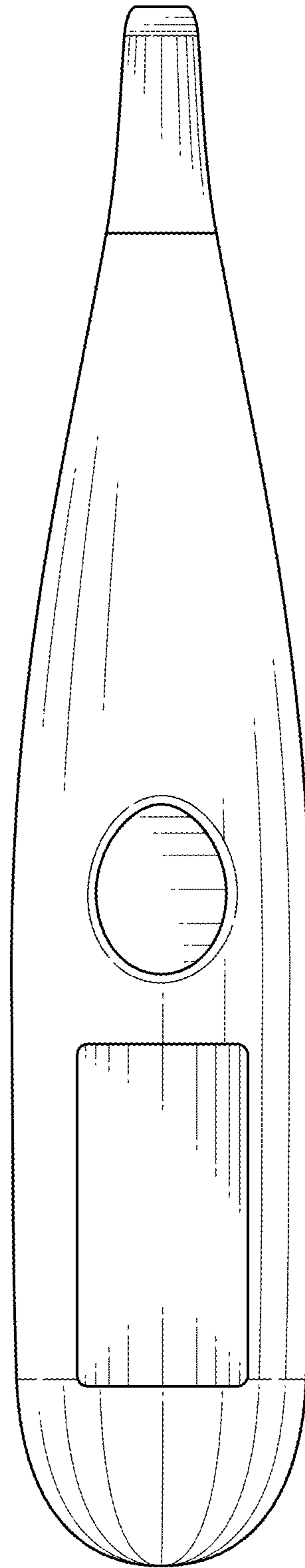


FIG. 3

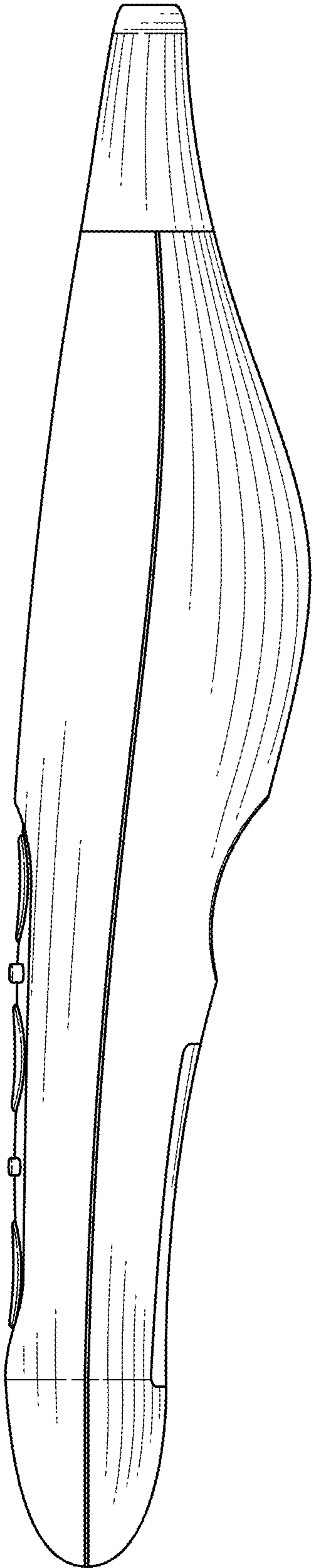


FIG. 4

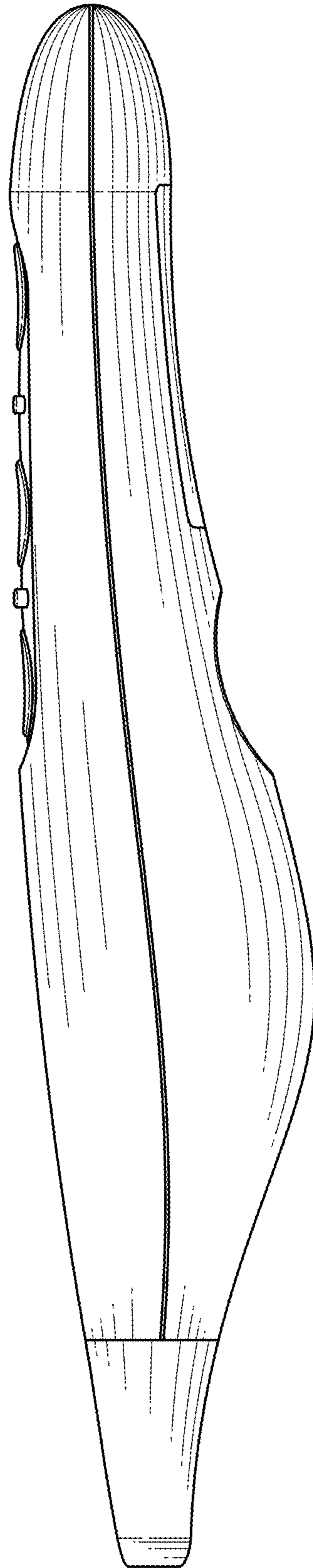


FIG. 5

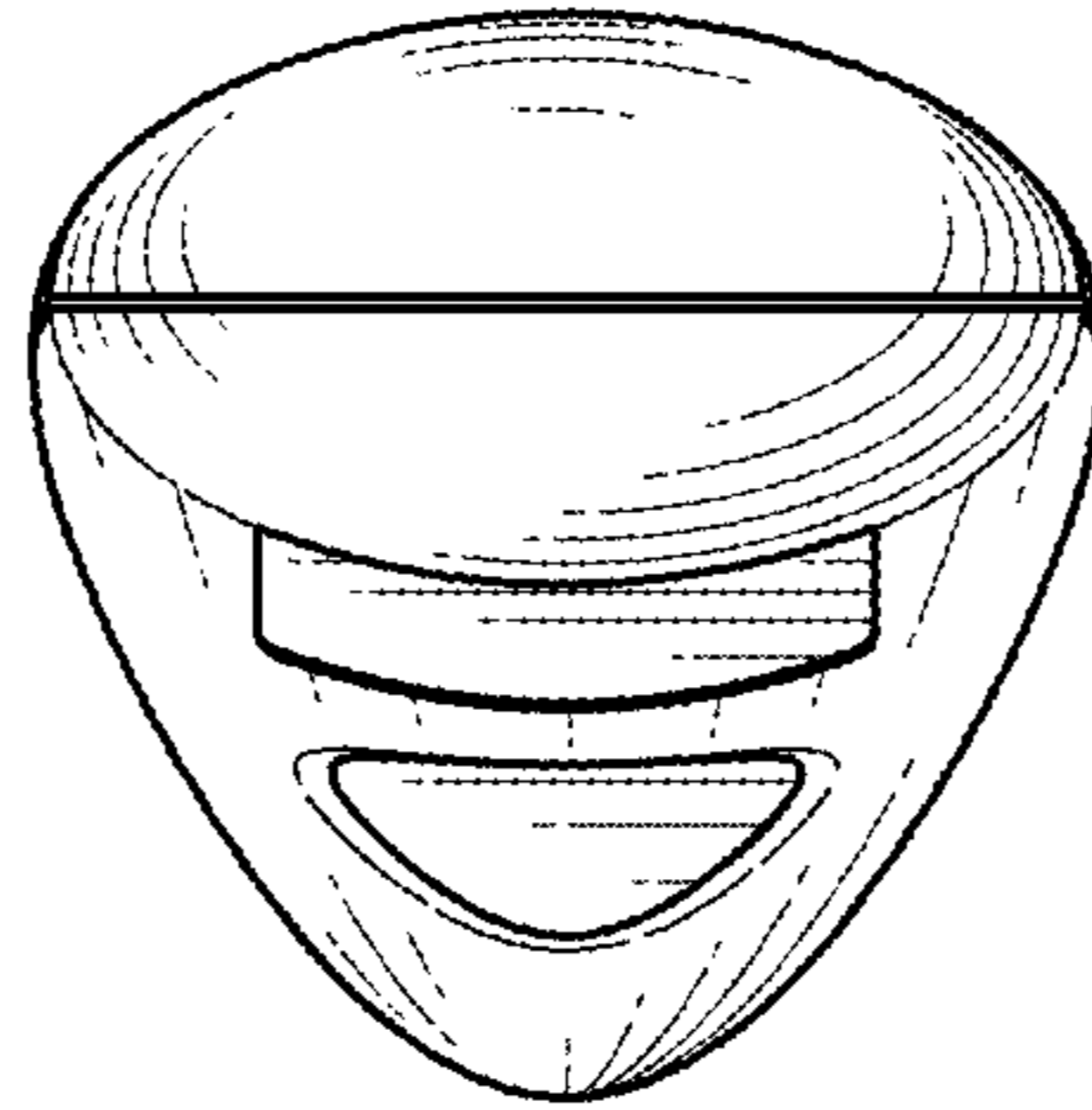


FIG. 6

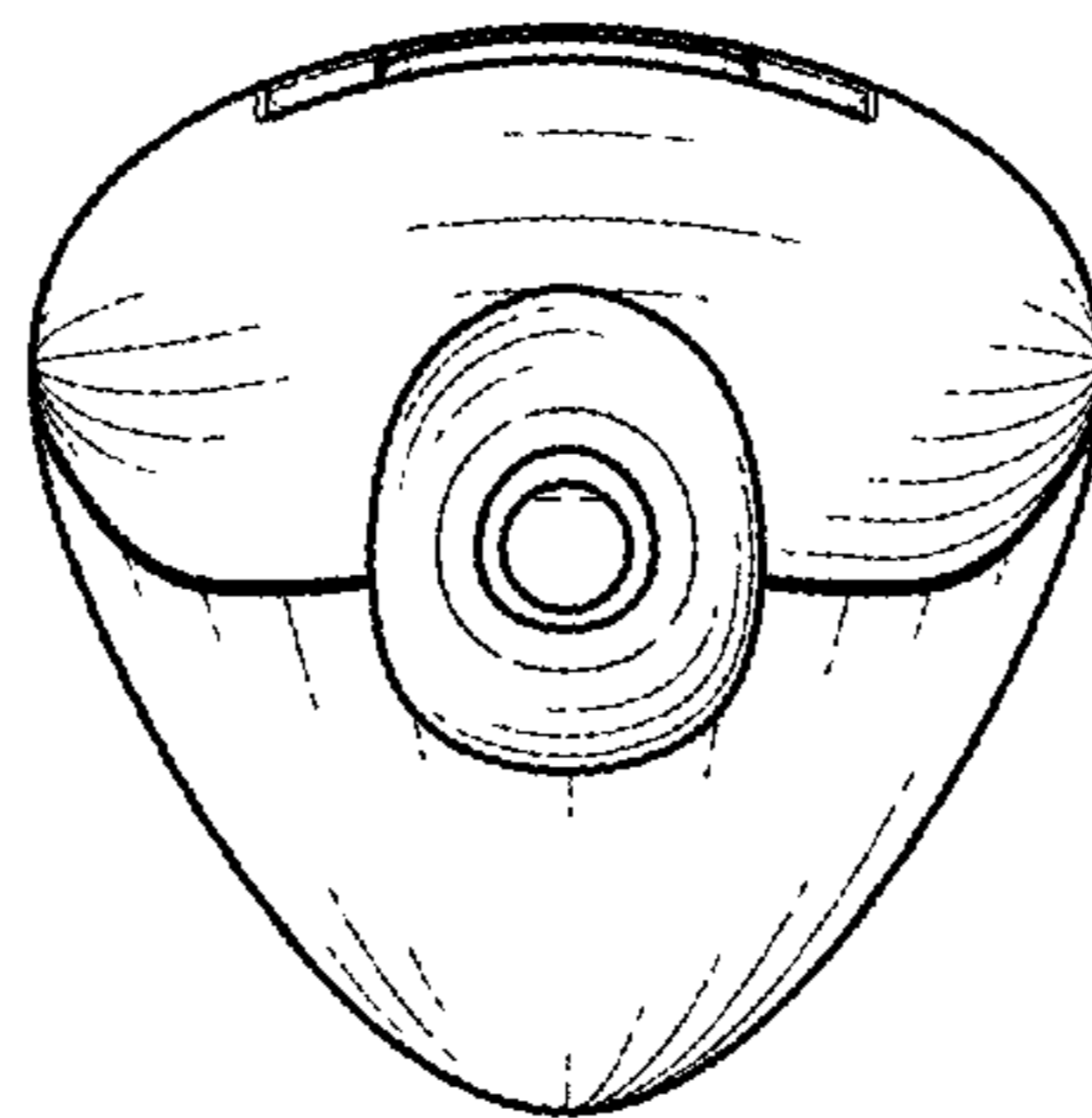


FIG. 7