



US00D985528S

(12) **United States Design Patent**  
**Yu et al.**

(10) **Patent No.:** **US D985,528 S**

(45) **Date of Patent:** **\*\* May 9, 2023**

(54) **SPEAKER**

(71) Applicant: **Shenzhen Shenke Xinfei Electronics Co., Ltd.**, Shenzhen (CN)

(72) Inventors: **Yaguang Yu**, Shenzhen (CN); **Manxin Yang**, Shenzhen (CN)

(73) Assignee: **Shenzhen Shenke Xinfei Electronics Co., Ltd.**, Shenzhen (CN)

(\*\*) Term: **15 Years**

(21) Appl. No.: **29/804,597**

(22) Filed: **Aug. 20, 2021**

(51) **LOC (14) Cl.** ..... **14-01**

(52) **U.S. Cl.**  
USPC ..... **D14/204**

(58) **Field of Classification Search**  
USPC ..... D14/170–172, 188, 203.1, 203.3, 203.6,  
D14/204, 214, 216, 348; D26/51, 104  
CPC . H04R 1/02; H04R 1/023; H04R 5/02; H04R  
7/00; H04R 7/02; H04R 9/06; H04R  
2400/00

See application file for complete search history.

(56) **References Cited**

**U.S. PATENT DOCUMENTS**

D750,597 S	*	3/2016	Fischer	.....	D14/216
D798,268 S	*	9/2017	Fang	.....	D14/216
D852,779 S	*	7/2019	Schmiedbauer	.....	D14/216
D854,515 S	*	7/2019	Fischer	.....	D14/216
D886,080 S	*	6/2020	Yang	.....	D14/216
D893,456 S	*	8/2020	Fischer	.....	D14/216

D906,287 S	*	12/2020	Waterman	.....	D14/216
D936,032 S	*	11/2021	Xiong	.....	D14/204
D944,757 S	*	3/2022	Lo	.....	D14/204
D958,772 S	*	7/2022	Zhang	.....	D14/204

**OTHER PUBLICATIONS**

Eduplink Portable Bluetooth Speaker Waterproof IPX7 Wireless Speaker, announced May 1, 2020, [online], site visited Feb. 9, 2023. Available from Internet, URL: <http://www.amazon.com> (Year: 2020).\*

\* cited by examiner

*Primary Examiner* — Janice Patyk

(74) *Attorney, Agent, or Firm* — Westbridge IP LLC

(57) **CLAIM**

The ornamental design for a speaker, as shown and described.

**DESCRIPTION**

FIG. 1 is a top, rear and right side perspective view of a speaker showing our new design;

FIG. 2 is a bottom, front and left side perspective view thereof;

FIG. 3 is a front elevational view thereof;

FIG. 4 is a rear elevational view thereof;

FIG. 5 is a right side elevational view thereof;

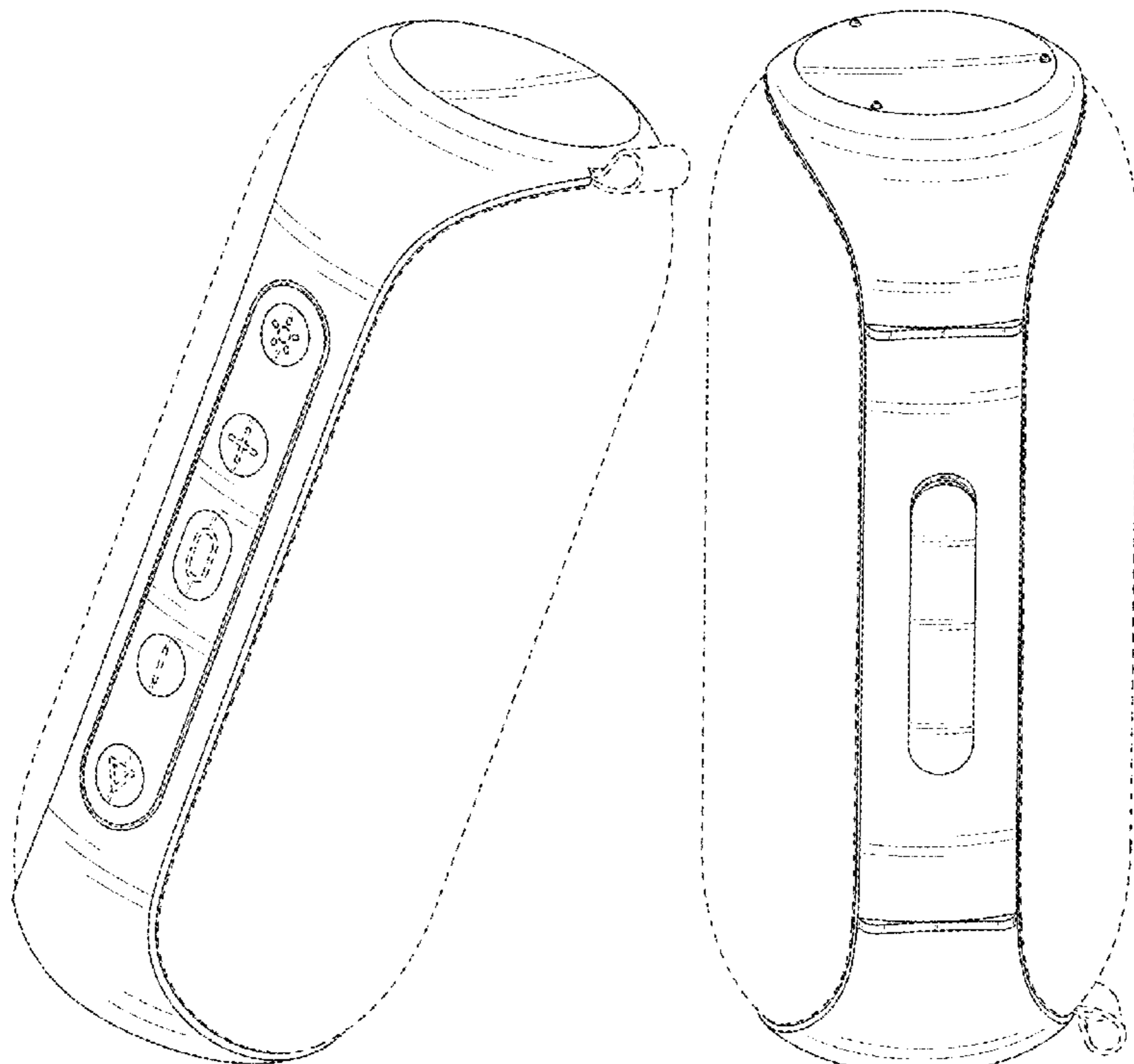
FIG. 6 is a left side elevational view thereof;

FIG. 7 is a top plan view thereof; and,

FIG. 8 is a bottom plan view thereof.

The broken lines in the drawings illustrate portions of the speaker which form no part of the claimed design.

**1 Claim, 8 Drawing Sheets**



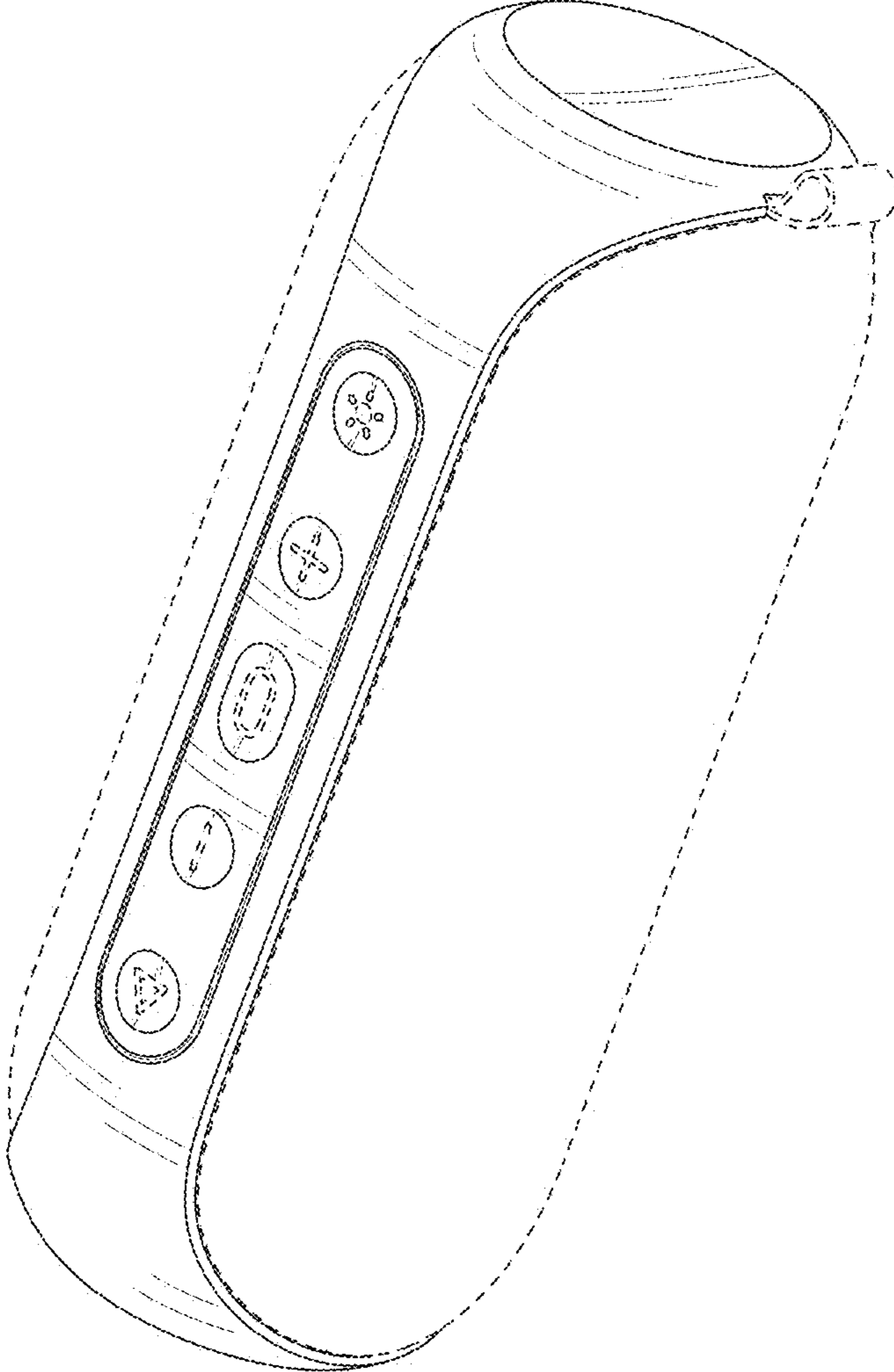


FIG. 1

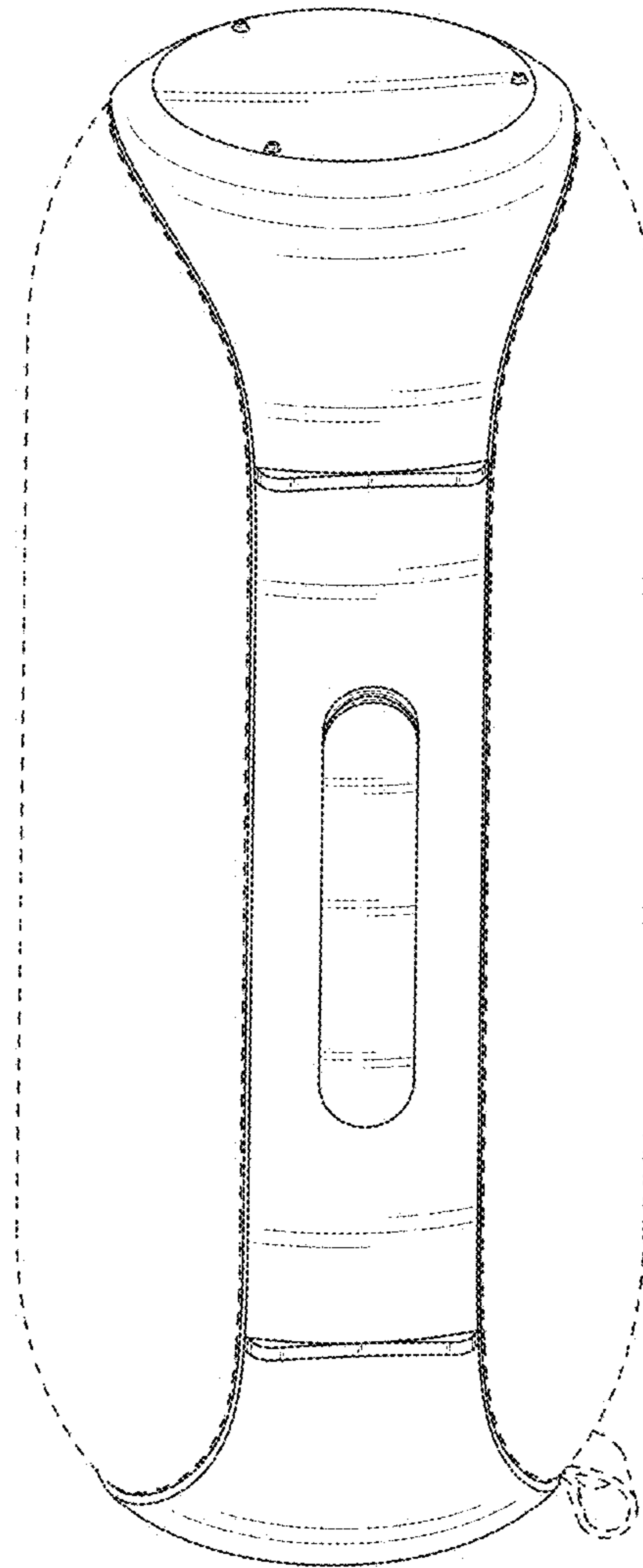


FIG.2




FIG.3




FIG.4

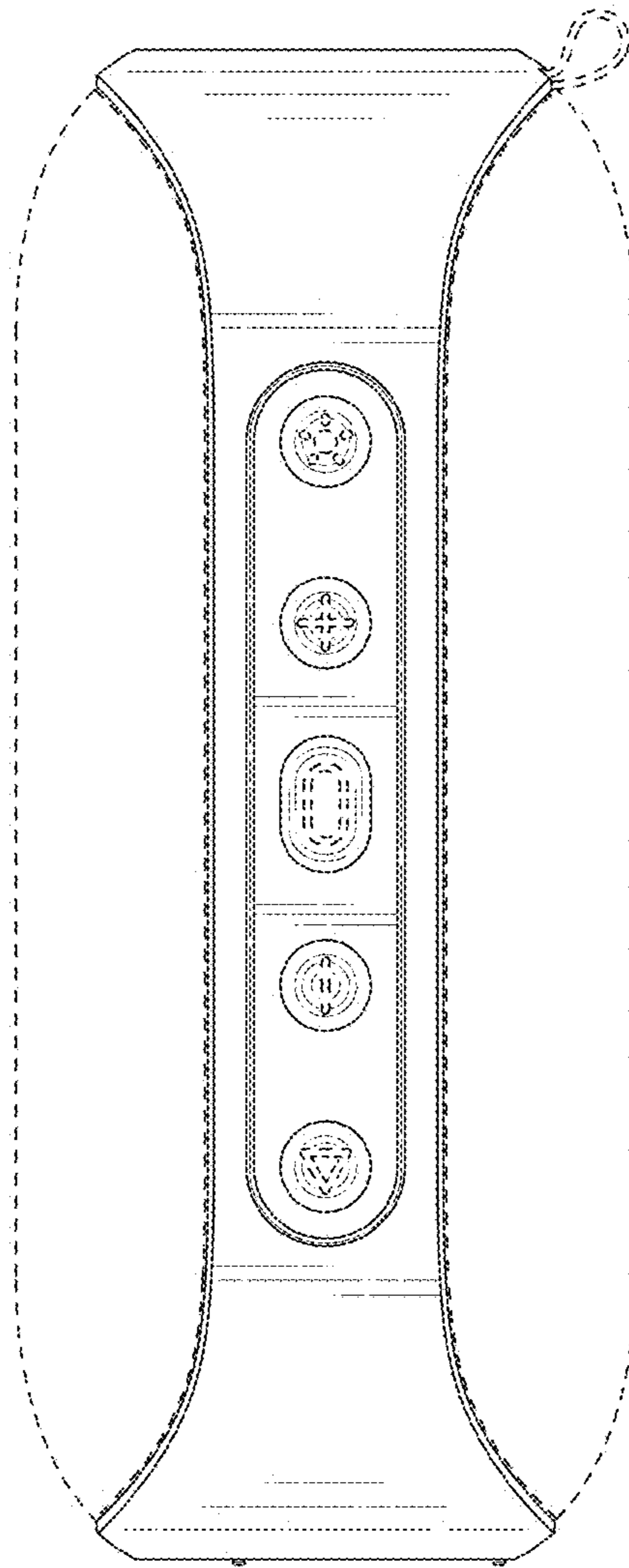


FIG. 5

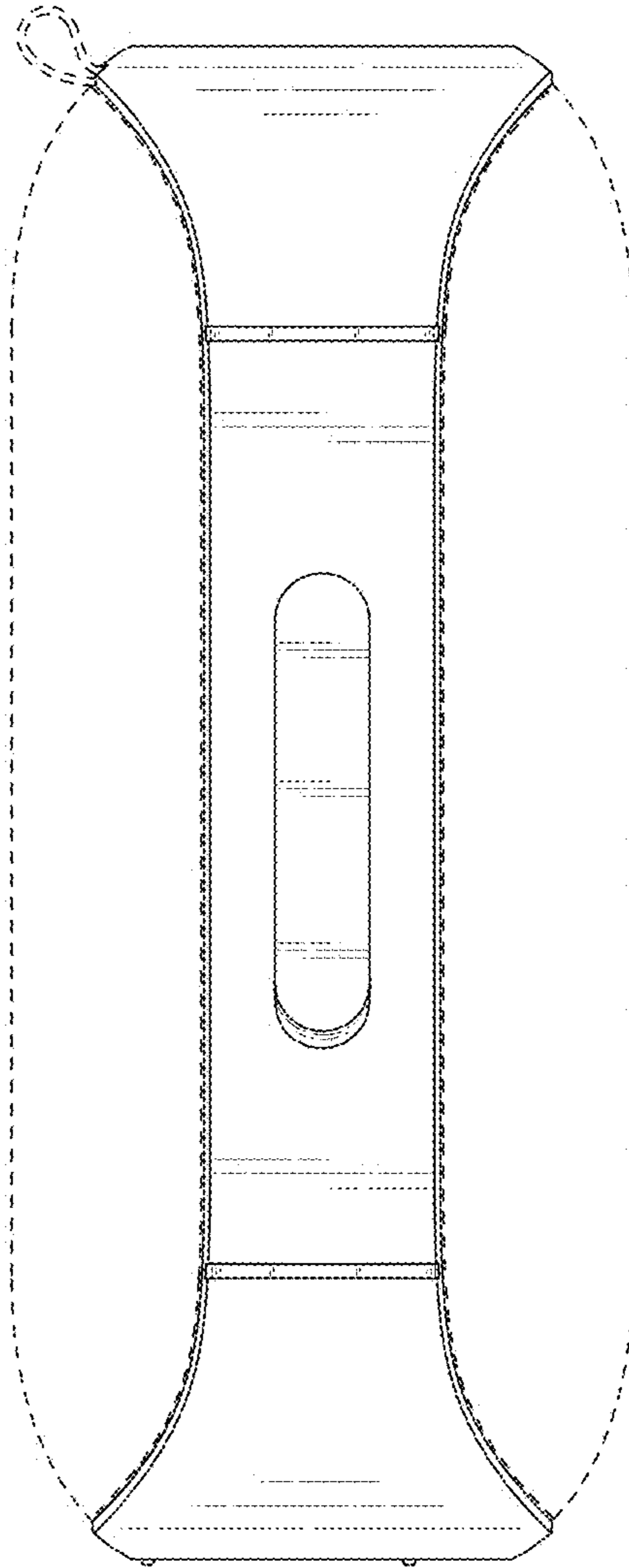


FIG.6

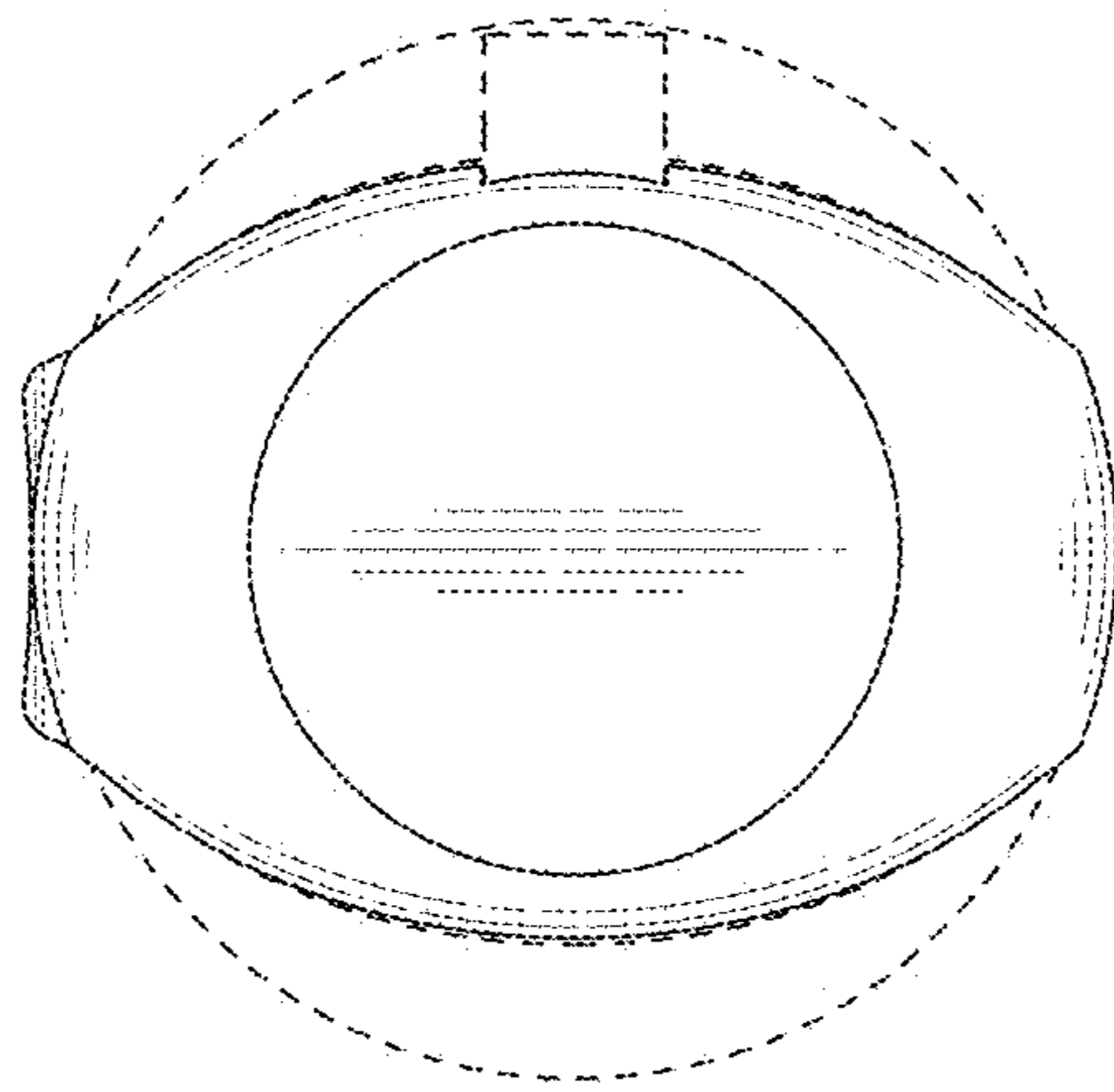


FIG. 7



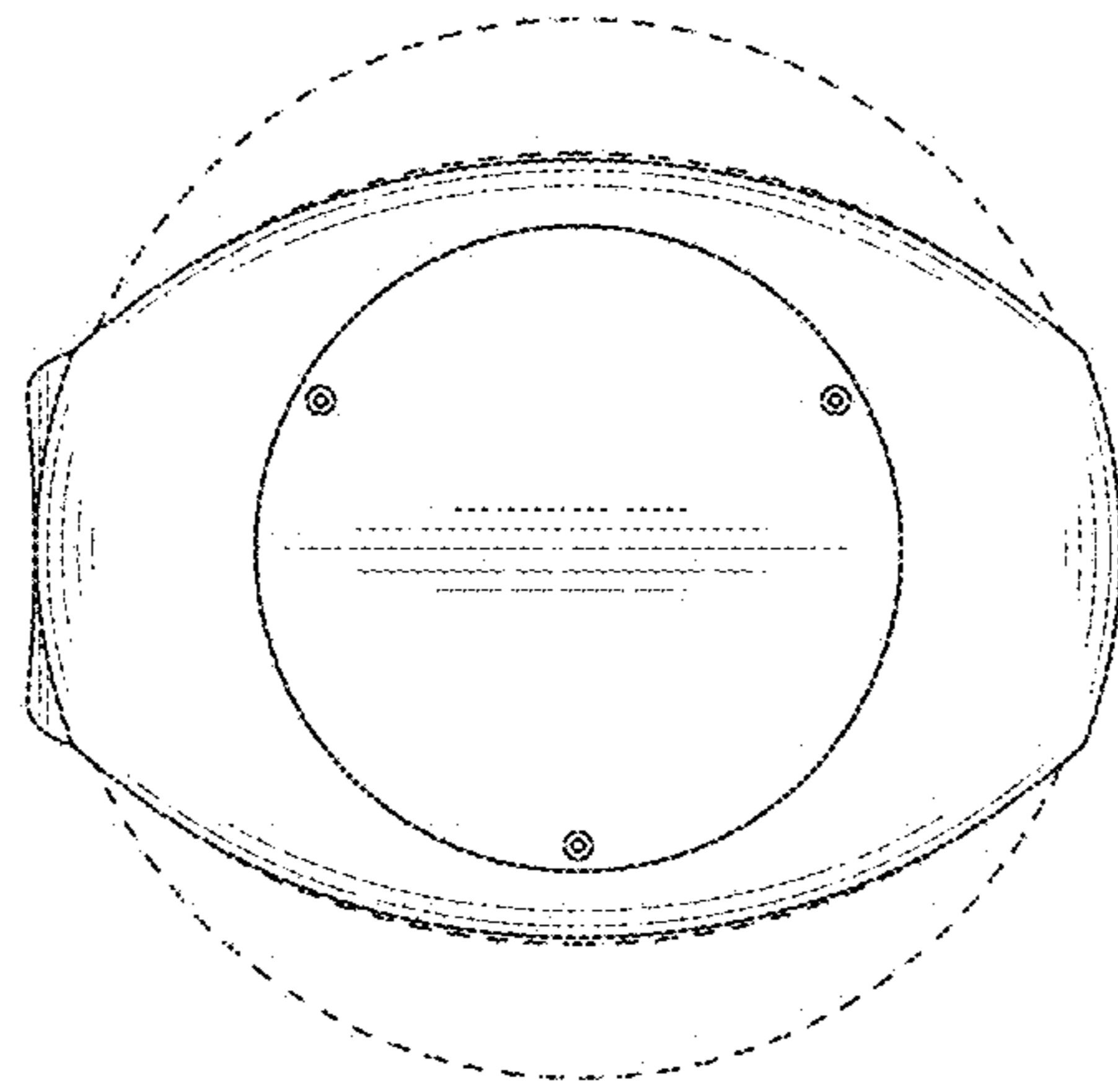


FIG.8