



US00D985460S

(12) **United States Design Patent**
Shibuta

(10) **Patent No.:** **US D985,460 S**

(45) **Date of Patent:** **** May 9, 2023**

- (54) **PERSONAL WATERCRAFT**
- (71) Applicant: **Kawasaki Motors, Ltd.**, Hyogo (JP)
- (72) Inventor: **Yu Shibuta**, Kobe (JP)
- (73) Assignee: **KAWASAKI MOTORS, LTD.**
- (**) Term: **15 Years**
- (21) Appl. No.: **29/808,078**
- (22) Filed: **Sep. 16, 2021**
- (51) **LOC (14) Cl.** **12-06**
- (52) **U.S. Cl.**
USPC **D12/307**
- (58) **Field of Classification Search**
USPC D12/6-10, 110, 114, 117, 126, 182, 186,
D12/300, 307, 317; D21/432
CPC .. B62J 17/00; B62J 17/02; B62J 17/04; B63B
34/00; B63B 34/10; B63H 11/00
See application file for complete search history.

D603,319 S *	11/2009	Cote	D12/307
D630,152 S *	1/2011	Yamamoto	D12/307
D632,632 S *	2/2011	Cote	D12/307
D636,324 S *	4/2011	Cote	D12/307
D637,544 S *	5/2011	Cote	D12/307
D650,317 S *	12/2011	Yamamoto	D12/307
D686,967 S *	7/2013	Yamamoto	D12/307
D749,033 S *	2/2016	Yamamoto	D12/307
D750,006 S *	2/2016	Yamamoto	D12/307
D869,372 S *	12/2019	Yamamoto	D12/307

* cited by examiner

Primary Examiner — Joseph Kukella
Assistant Examiner — Lavon M. Amerson

(57) **CLAIM**

The ornamental design for a personal watercraft, as shown and described.

DESCRIPTION

FIG. 1 is a front elevational view of a personal watercraft showing our new design;
FIG. 2 is a rear elevational view thereof;
FIG. 3 is a left side elevational view thereof;
FIG. 4 is a right side elevational view thereof;
FIG. 5 is a top plan view thereof;
FIG. 6 is a front and left perspective view thereof; and,
FIG. 7 is a rear and right perspective view thereof.

1 Claim, 7 Drawing Sheets

(56) **References Cited**
U.S. PATENT DOCUMENTS

D550,603 S *	9/2007	Cote	D12/307
D569,330 S *	5/2008	Hattori	D12/307




Fig. 1

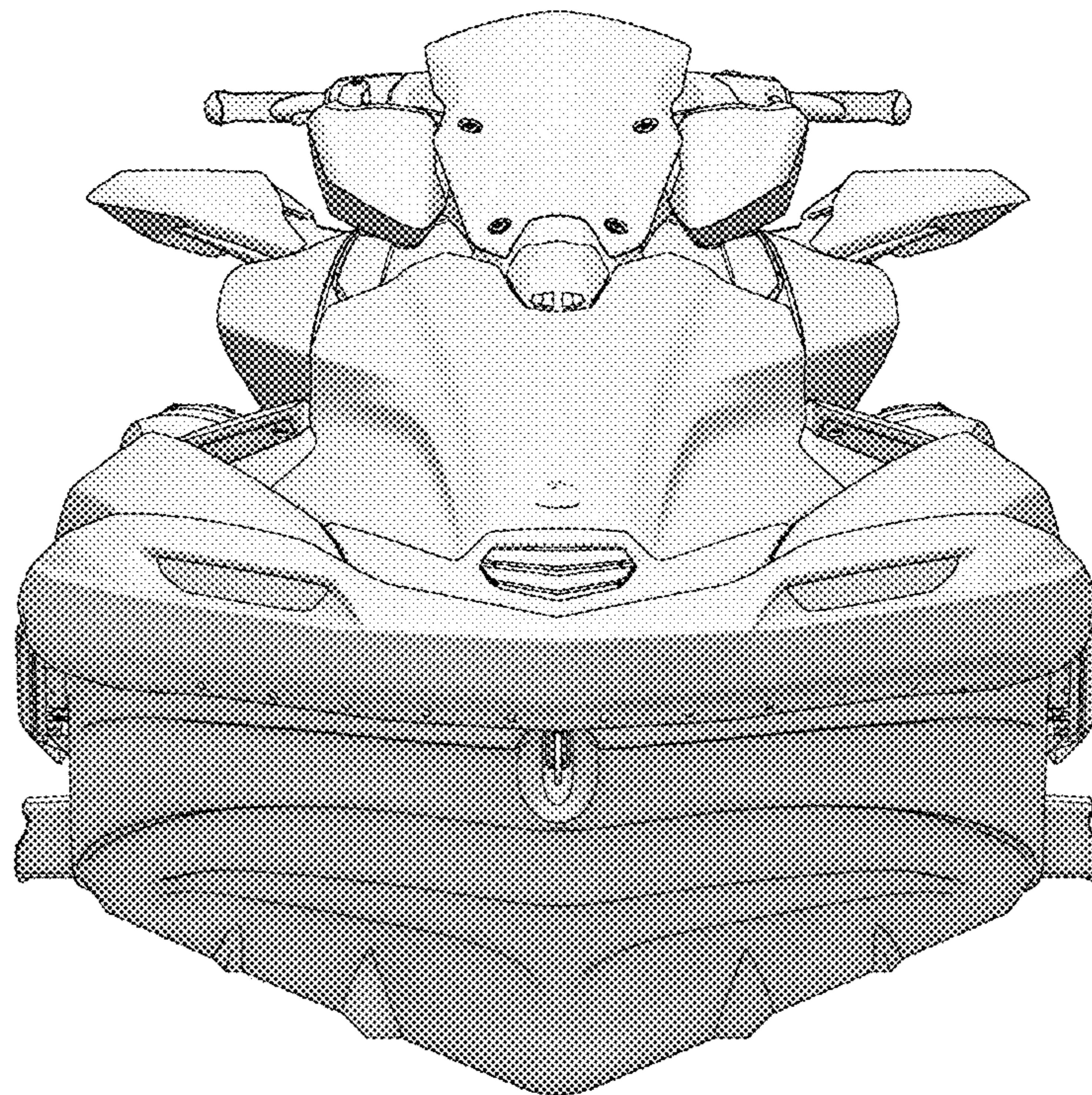


Fig. 2

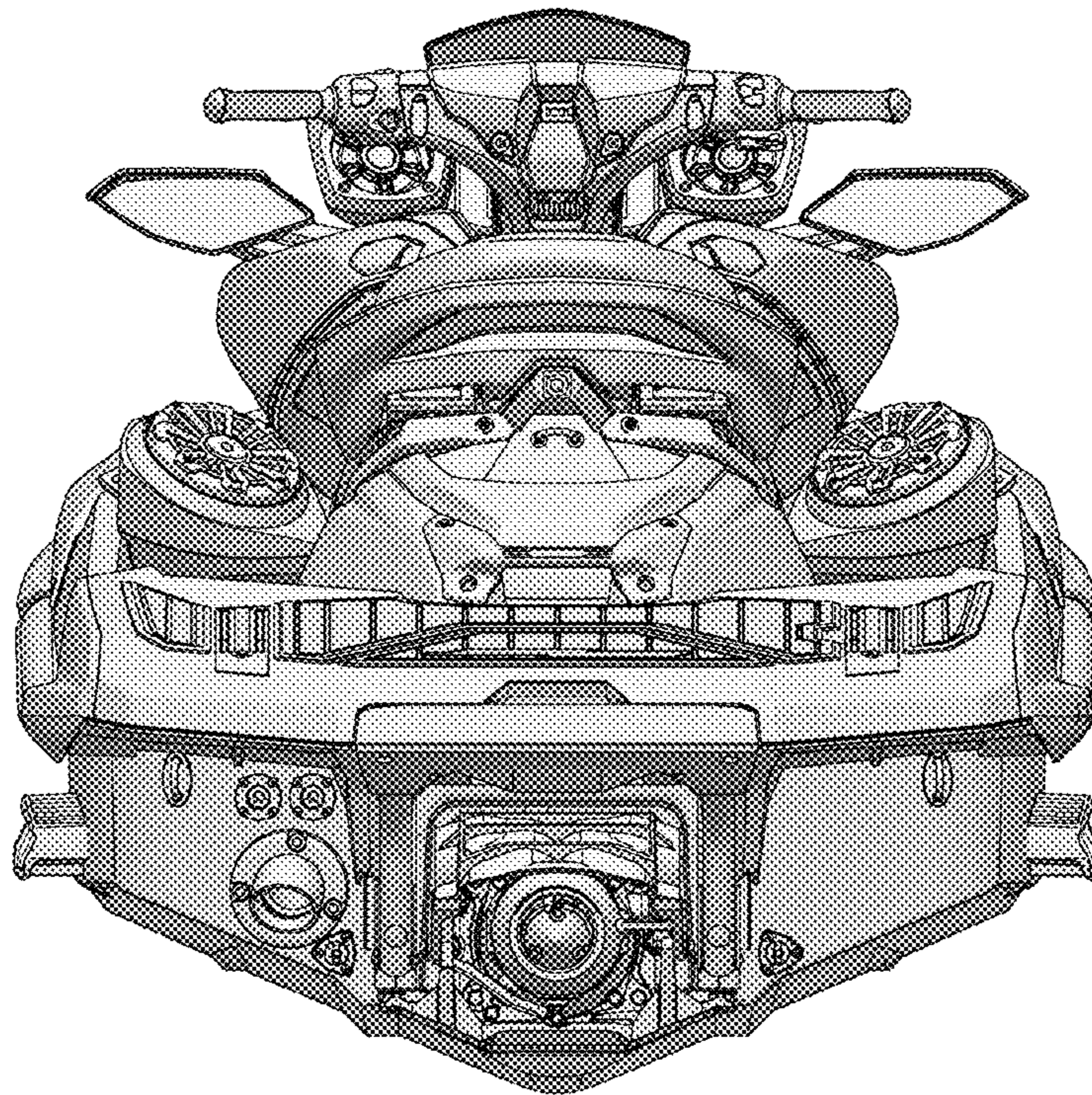




Fig. 3

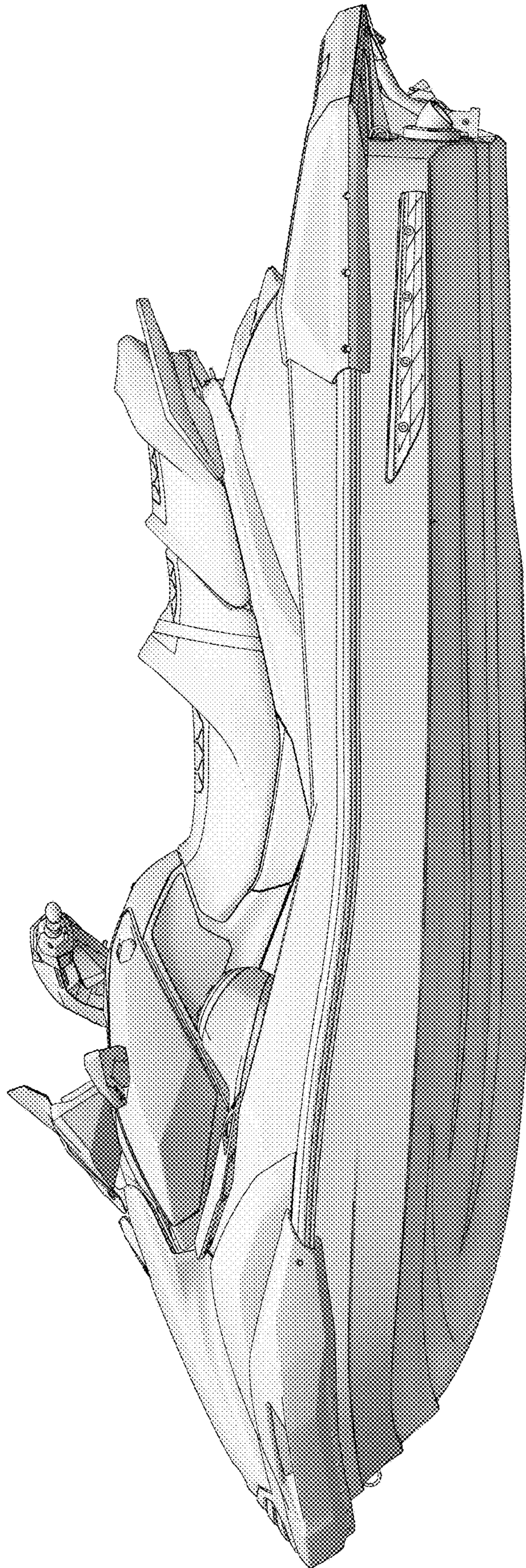
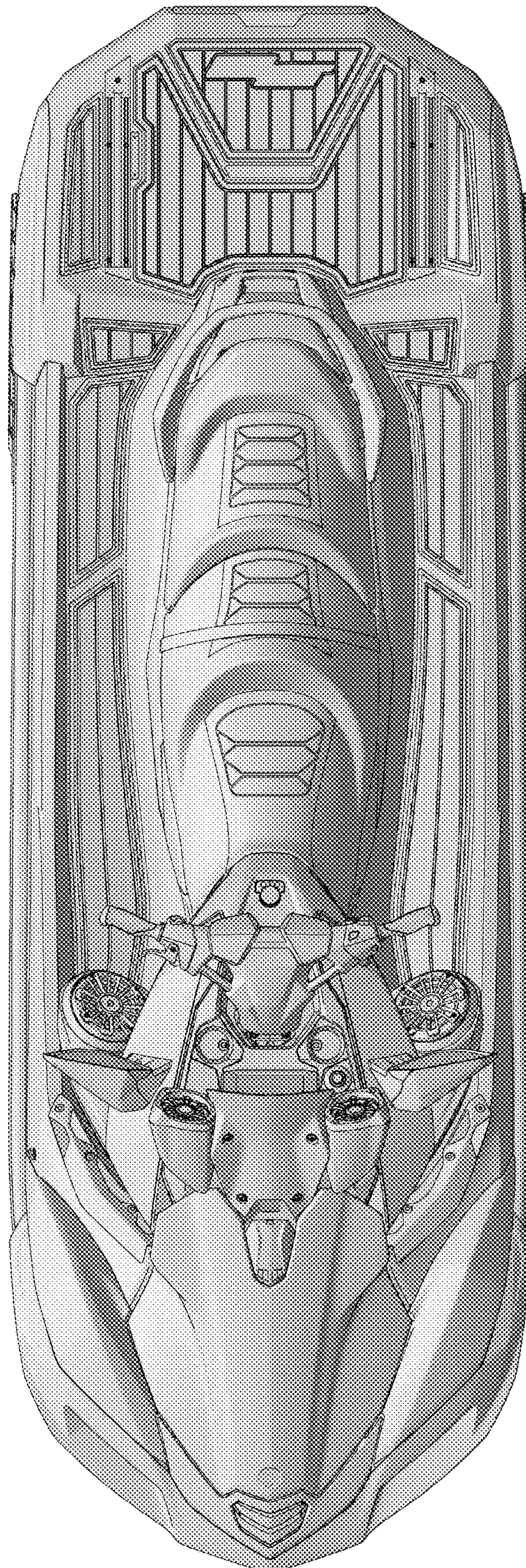


Fig. 4

Fig. 5






Fig. 6




Fig. 7