



US00D985427S

(12) **United States Design Patent** (10) **Patent No.:** **US D985,427 S**
Schroeder (45) **Date of Patent:** **** May 9, 2023**

(54) **ALL-TERRAIN VEHICLE AND/OR REPLICA THEREOF**

(71) Applicant: **HONDA MOTOR CO., LTD.**, Tokyo (JP)

(72) Inventor: **Anthony M Schroeder**, Raymond, OH (US)

(73) Assignee: **HONDA MOTOR CO., LTD.**, Tokyo (JP)

(**) Term: **15 Years**

(21) Appl. No.: **29/799,570**

(22) Filed: **Jul. 15, 2021**

(51) **LOC (14) Cl.** **12-11**

(52) **U.S. Cl.**
USPC **D12/107**

(58) **Field of Classification Search**
USPC D12/3, 86, 87, 107, 110
CPC B60K 5/12; B60K 13/04; B60K 17/354
See application file for complete search history.

(56) **References Cited**

U.S. PATENT DOCUMENTS

D300,011 S *	2/1989	Oba	D12/87
D301,849 S *	6/1989	Oba	D12/87
D312,989 S *	12/1990	Murata	D12/87
D327,237 S *	6/1992	Miyamoto	D12/87
D467,200 S *	12/2002	Luo	D12/87
D500,707 S *	1/2005	Lu	D12/87
D503,658 S *	4/2005	Lu	D12/87
D535,215 S *	1/2007	Turner	D12/87
D549,133 S *	8/2007	LePage	D12/87
D622,631 S *	8/2010	Lai	D12/87
D633,006 S *	2/2011	Sanschagrin	D12/1
D640,171 S *	6/2011	Danisi	D12/87
8,613,335 B2 *	12/2013	Deckard	F16H 57/027 180/68.1
D701,469 S *	3/2014	Lai	D12/87

D703,102 S *	4/2014	Eck	D12/87
D737,724 S *	9/2015	Schroeder	D12/87
9,327,587 B2 *	5/2016	Spindler	B62D 65/10
D762,522 S *	8/2016	Kinoshita	D12/87
D772,755 S *	11/2016	Tandrup	D12/87
D784,199 S	4/2017	Dunshee et al.		
D785,502 S	5/2017	Dunshee et al.		

(Continued)

OTHER PUBLICATIONS

“Defender Pro DPS.” Can-Am., Jul. 19, 2021 [online], [retrieved on Jul. 12, 2022]. Retrieved from the Internet <URL: <https://can-am.brp.com/off-road/US/en/models/side-by-side-vehicles/defender.html#pro-dps>>.*

(Continued)

Primary Examiner — Darlington Ly

(74) *Attorney, Agent, or Firm* — WHDA, LLP

(57) **CLAIM**


The ornamental design for an all-terrain vehicle and/or replica thereof, as shown and described.

DESCRIPTION

FIG. 1 is a front right side perspective view of an all-terrain vehicle and/or replica thereof, showing my new design; FIG. 2 is a front left side perspective view thereof; FIG. 3 is a rear right side perspective view thereof; FIG. 4 is a rear left side perspective view thereof; FIG. 5 is a front elevational view thereof; FIG. 6 is a rear elevational view thereof; FIG. 7 is a right side elevational view thereof; FIG. 8 is a left side elevational view thereof; FIG. 9 is a top plan view thereof; and, FIG. 10 is a bottom plan view thereof.

The claimed design is indicated by the relatively dark portions in the figures, while the de-emphasized grayscale portions form no part of the claimed design.

1 Claim, 10 Drawing Sheets



(56)

References Cited

U.S. PATENT DOCUMENTS

D804,993 S * 12/2017 Eck D12/87
D816,551 S * 5/2018 Leyrikh D12/87

OTHER PUBLICATIONS

“Polaris Ranger 2022.” Polaris Off Road., Oct. 18, 2021 [online],
[retrieved on Jul. 12, 2022], Retrieved from the Internet <URL:
<https://offroad.polaris.com/en-US/catalogs/>>.*

* cited by examiner

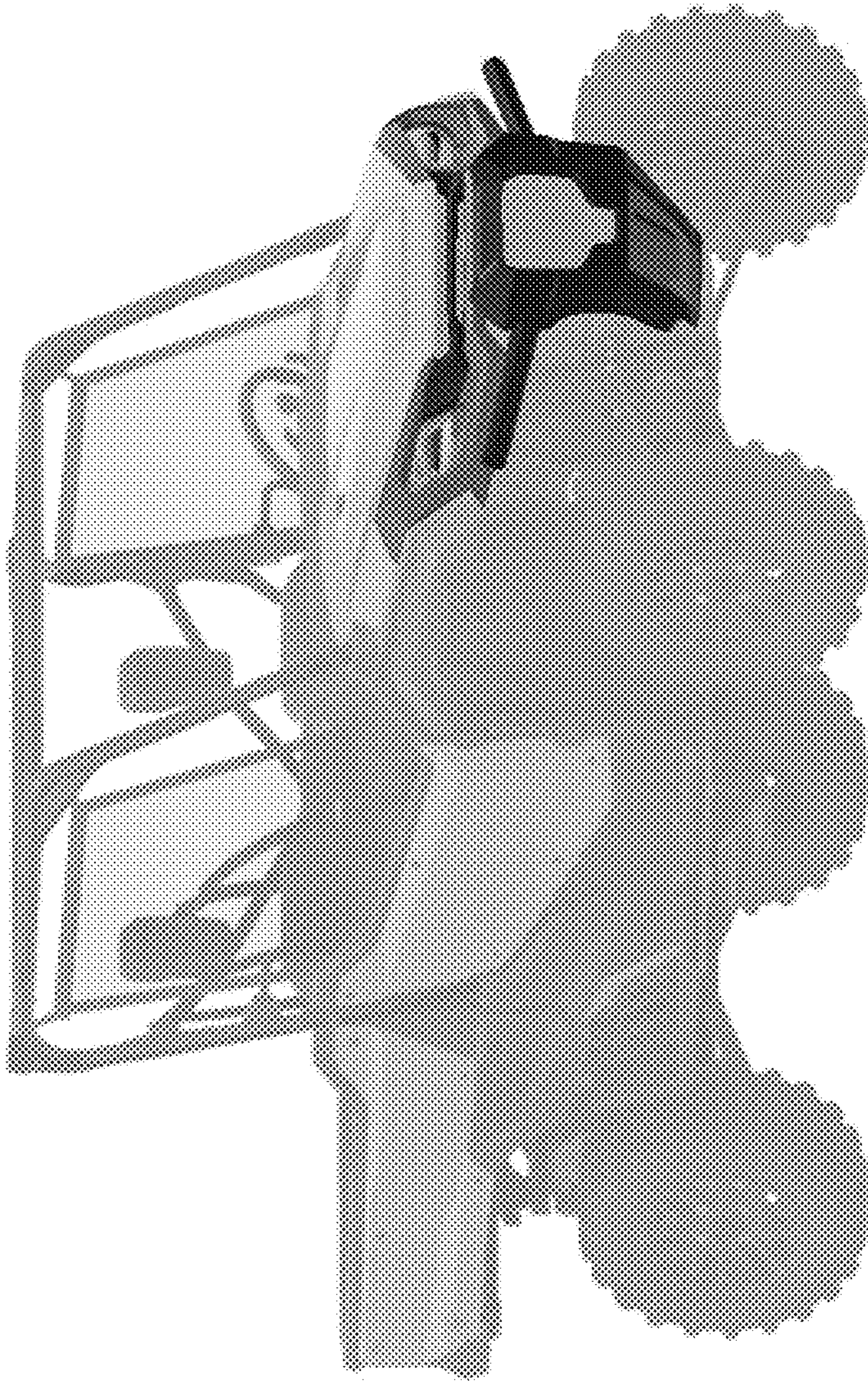


FIG.1

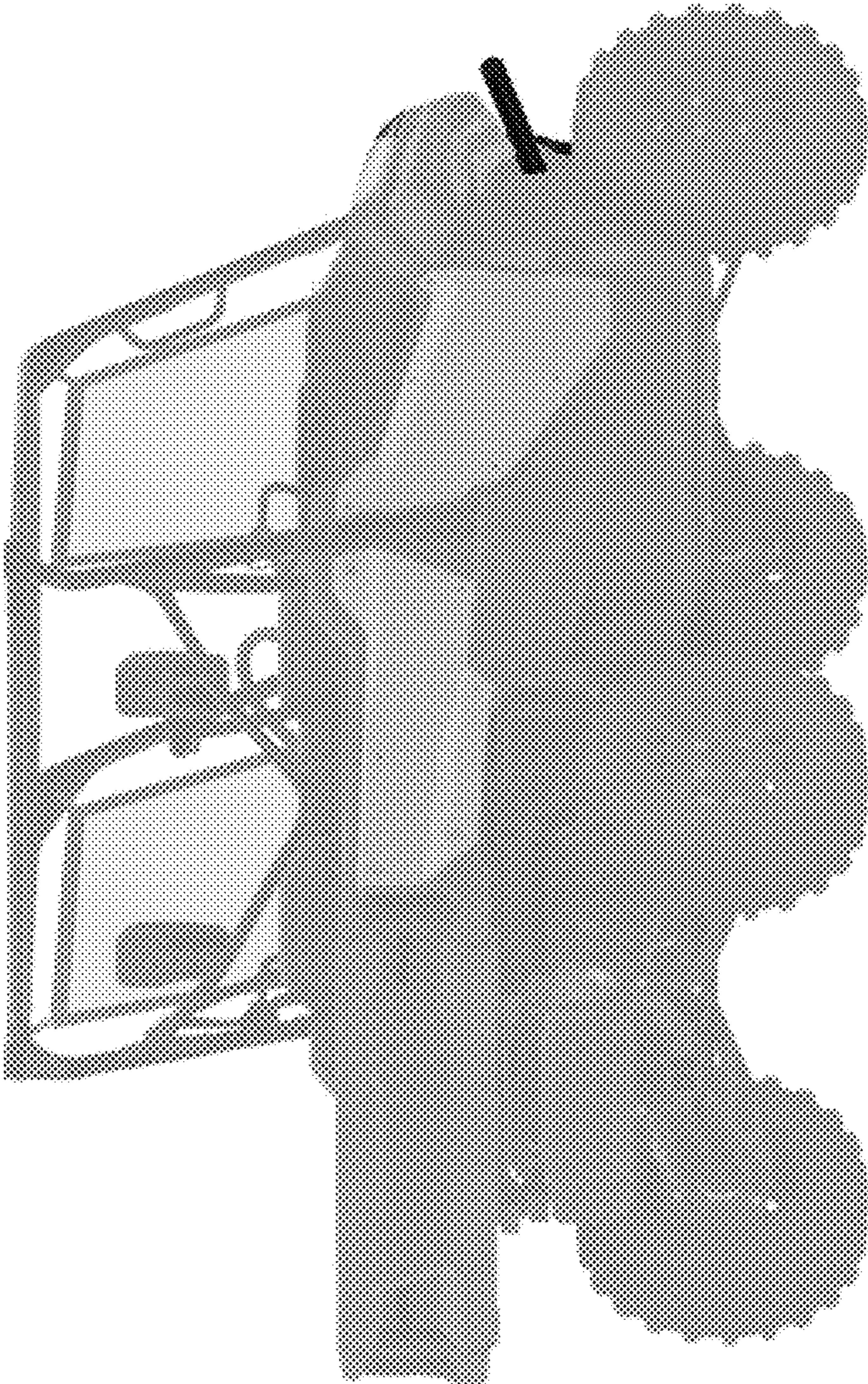


FIG.2

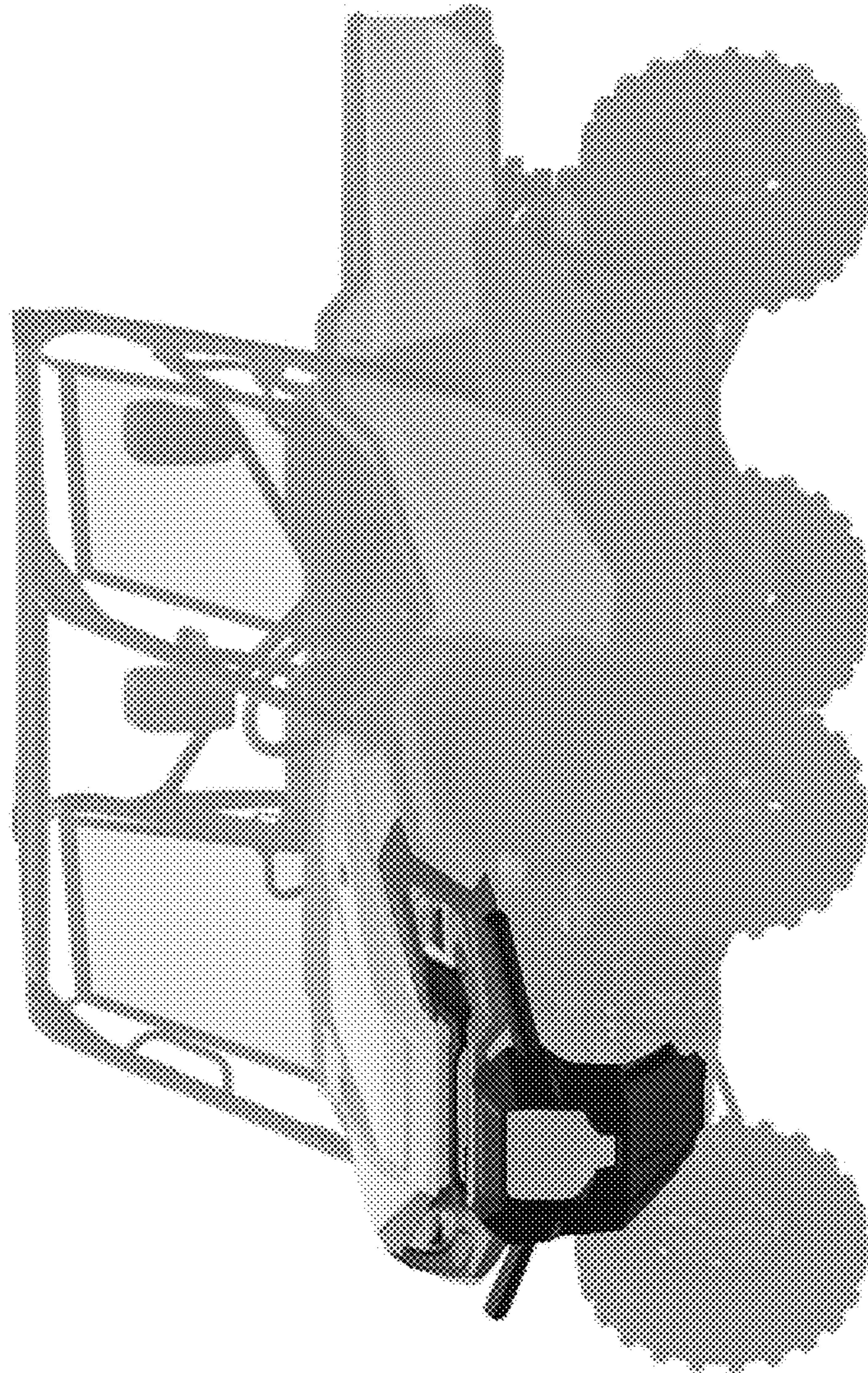


FIG.3

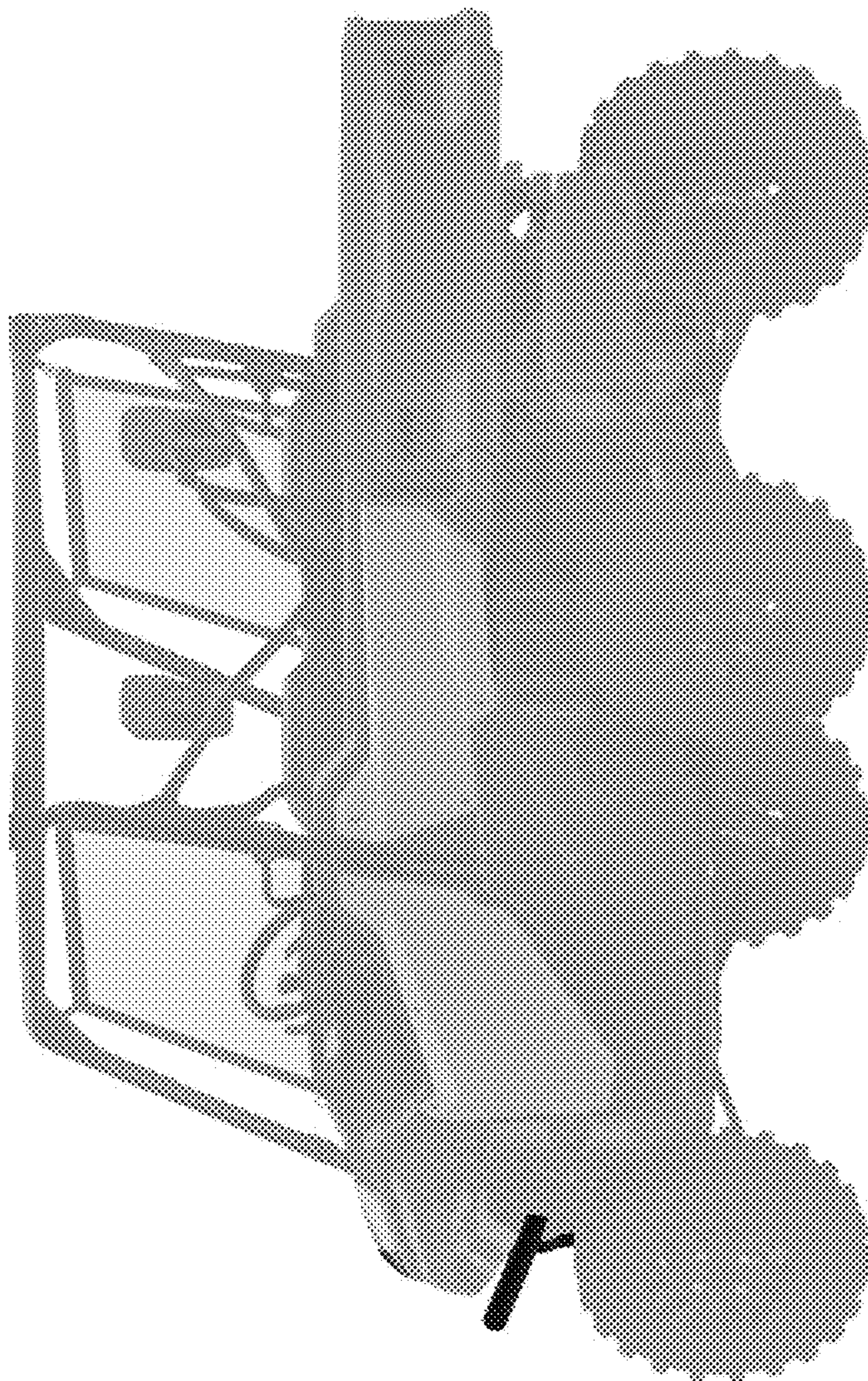


FIG.4




FIG.5




FIG.6




FIG.7

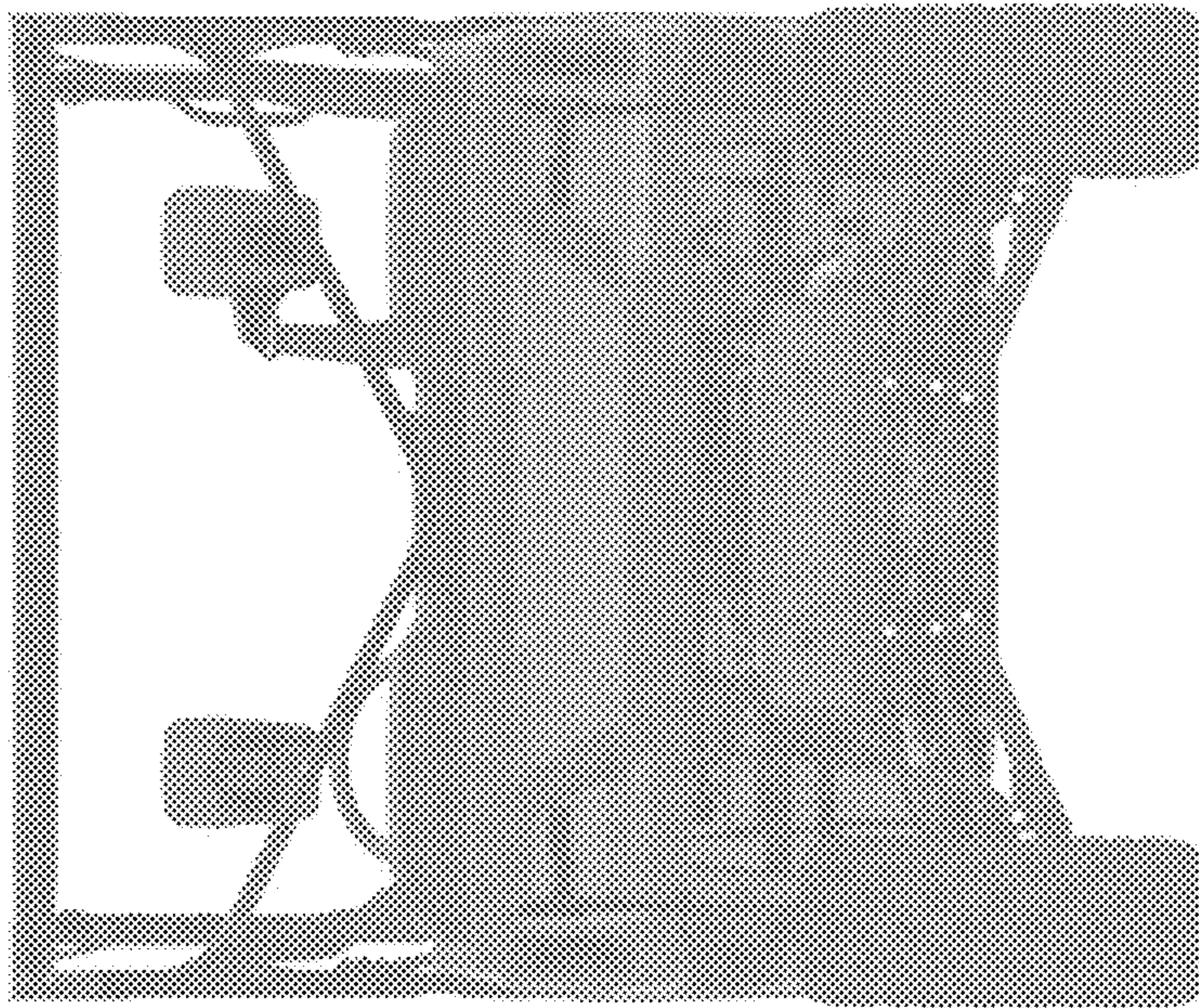


FIG.8




FIG.9




FIG.10