



US00D985425S

(12) **United States Design Patent** (10) **Patent No.:** **US D985,425 S**  
**Lee** (45) **Date of Patent:** **\*\* May 9, 2023**

(54) **DRONE**  
(71) Applicant: **Sang Hyun Lee**, Gyeonggi-do (KR)  
(72) Inventor: **Sang Hyun Lee**, Gyeonggi-do (KR)  
(\*\*) Term: **15 Years**  
(21) Appl. No.: **29/743,813**  
(22) Filed: **Jul. 24, 2020**  
(51) **LOC (14) Cl.** ..... **12-07**  
(52) **U.S. Cl.**  
USPC ..... **D12/16.1**  
(58) **Field of Classification Search**  
USPC ..... D12/1-4, 16.1, 319-345, 400, 159, 160,  
D12/190, 196, 203; D21/436-453  
CPC ..... B64C 27/20; B64C 2201/024; B64C  
2201/104; B64C 2201/021; B64C  
2201/141  
See application file for complete search history.

D865,637 S \* 11/2019 Zhang ..... D12/328  
D867,470 S \* 11/2019 Haley ..... D21/436  
D869,334 S \* 12/2019 Stroppiana ..... D12/16.1  
D872,004 S \* 1/2020 Nunes ..... D12/328  
D874,338 S \* 2/2020 Zhao ..... D12/16.1  
D875,021 S \* 2/2020 Nunes ..... D12/326  
D875,023 S \* 2/2020 Lee ..... D12/328  
D884,554 S \* 5/2020 Chen ..... D12/16.1  
10,737,766 B2 \* 8/2020 Mores ..... B64C 11/46  
D894,790 S \* 9/2020 Chen ..... D12/16.1  
D906,170 S \* 12/2020 Thompson ..... D12/16.1  
D925,399 S \* 7/2021 Zhang ..... D12/16.1  
D932,369 S \* 10/2021 Passley ..... D12/16.1  
2016/0122015 A1 \* 5/2016 Hutson ..... B64C 39/024  
244/17.23  
2016/0221671 A1 \* 8/2016 Fisher ..... B64C 27/08  
2016/0288901 A1 \* 10/2016 Fisher ..... B64D 27/24  
2016/0340021 A1 \* 11/2016 Zhang ..... B64C 27/08  
2017/0032587 A1 \* 2/2017 Cheatham, III ..... G07C 5/008  
2017/0053674 A1 \* 2/2017 Fisher ..... B64C 39/024  
2017/0073070 A1 \* 3/2017 Xing ..... B60F 3/0061

(Continued)

Primary Examiner — Marissa J Cash  
(74) Attorney, Agent, or Firm — Finch & Maloney PLLC

(56) **References Cited**  
U.S. PATENT DOCUMENTS

D659,771 S \* 5/2012 Seydoux ..... D21/441  
D708,272 S \* 7/2014 Schmelter ..... D21/441  
D741,751 S \* 10/2015 Klaptocz ..... D12/16.1  
D756,842 S \* 5/2016 Ashjaee ..... D12/16.1  
D761,690 S \* 7/2016 Friesmuth ..... D12/16.1  
D776,569 S \* 1/2017 Baruchin ..... D12/16.1  
D779,595 S \* 2/2017 Xiao ..... D21/441  
D789,248 S \* 6/2017 Ketcher ..... D12/16.1  
D798,192 S \* 9/2017 Zhang ..... D12/16.1  
D808,301 S \* 1/2018 Goldy ..... D12/16.1  
D811,264 S \* 2/2018 Zhang ..... D12/16.1  
D814,385 S \* 4/2018 Zhao ..... D12/328  
D816,581 S \* 5/2018 Zhao ..... D12/328  
D825,669 S \* 8/2018 Tompkin ..... D21/441  
D843,890 S \* 3/2019 Yang ..... D12/16.1  
10,351,234 B1 \* 7/2019 Dennis ..... B64C 27/08  
D860,047 S \* 9/2019 Gan ..... D12/16.1

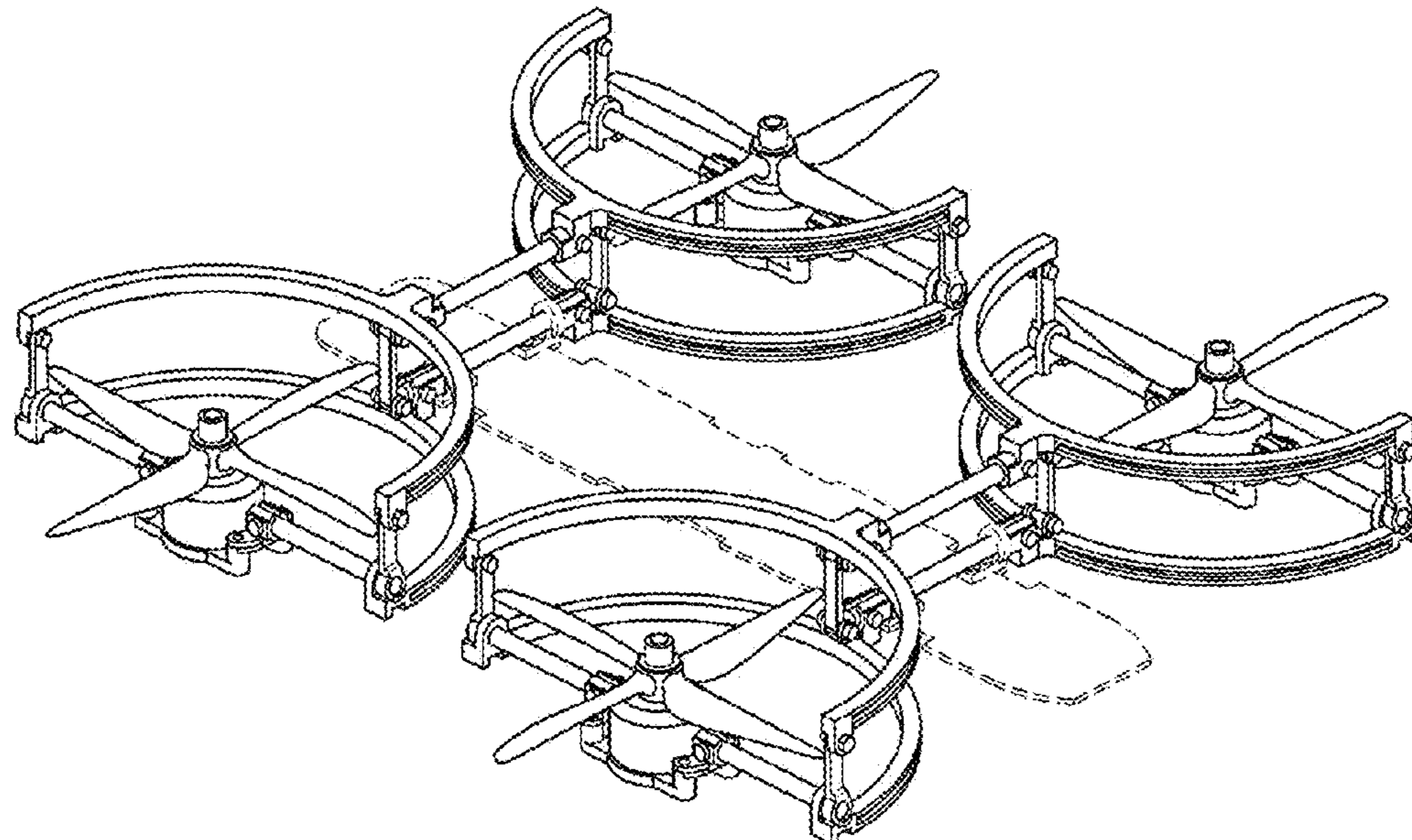
(57) **CLAIM**

I claim the ornamental design for a drone, as shown and described.

**DESCRIPTION**

FIG. 1 is a perspective view of the drone embodying my new design;  
FIG. 2 is a front elevational view thereof;  
FIG. 3 is a rear elevational view thereof;  
FIG. 4 is a right side elevational view thereof;  
FIG. 5 is a left side elevational view thereof;  
FIG. 6 is a top plan view thereof; and,  
FIG. 7 is a bottom plan view thereof.  
The broken lines depict portions of the drone that form no part of the claim.

**1 Claim, 7 Drawing Sheets**



(56)

**References Cited**

U.S. PATENT DOCUMENTS

2017/0152060 A1\* 6/2017 Morisawa ..... B64C 39/02  
2017/0190423 A1\* 7/2017 Salgueiro ..... B64F 1/12  
2017/0193707 A1\* 7/2017 Seiler ..... B64D 31/06  
2017/0225783 A1\* 8/2017 Fisher ..... B64C 27/20  
2017/0323257 A1\* 11/2017 Cheatham, III ... G06Q 10/0631  
2017/0341776 A1\* 11/2017 McClure ..... G05D 1/102  
2018/0155016 A1\* 6/2018 Tian ..... B64C 25/32  
2018/0257775 A1\* 9/2018 Baek ..... B64C 27/006  
2018/0288303 A1\* 10/2018 Wang ..... G01S 17/86  
2018/0319496 A1\* 11/2018 Zhang ..... B64C 1/30  
2019/0144116 A1\* 5/2019 Yuan ..... B64C 27/20  
701/3  
2019/0152597 A1\* 5/2019 Van Niekerk ..... B64C 39/024  
2019/0248480 A1\* 8/2019 Whitten, Jr. .... B64C 27/28  
2019/0382110 A1\* 12/2019 Cottrell ..... B64C 27/26  
2020/0027326 A1\* 1/2020 Ravat ..... G08B 13/196

\* cited by examiner

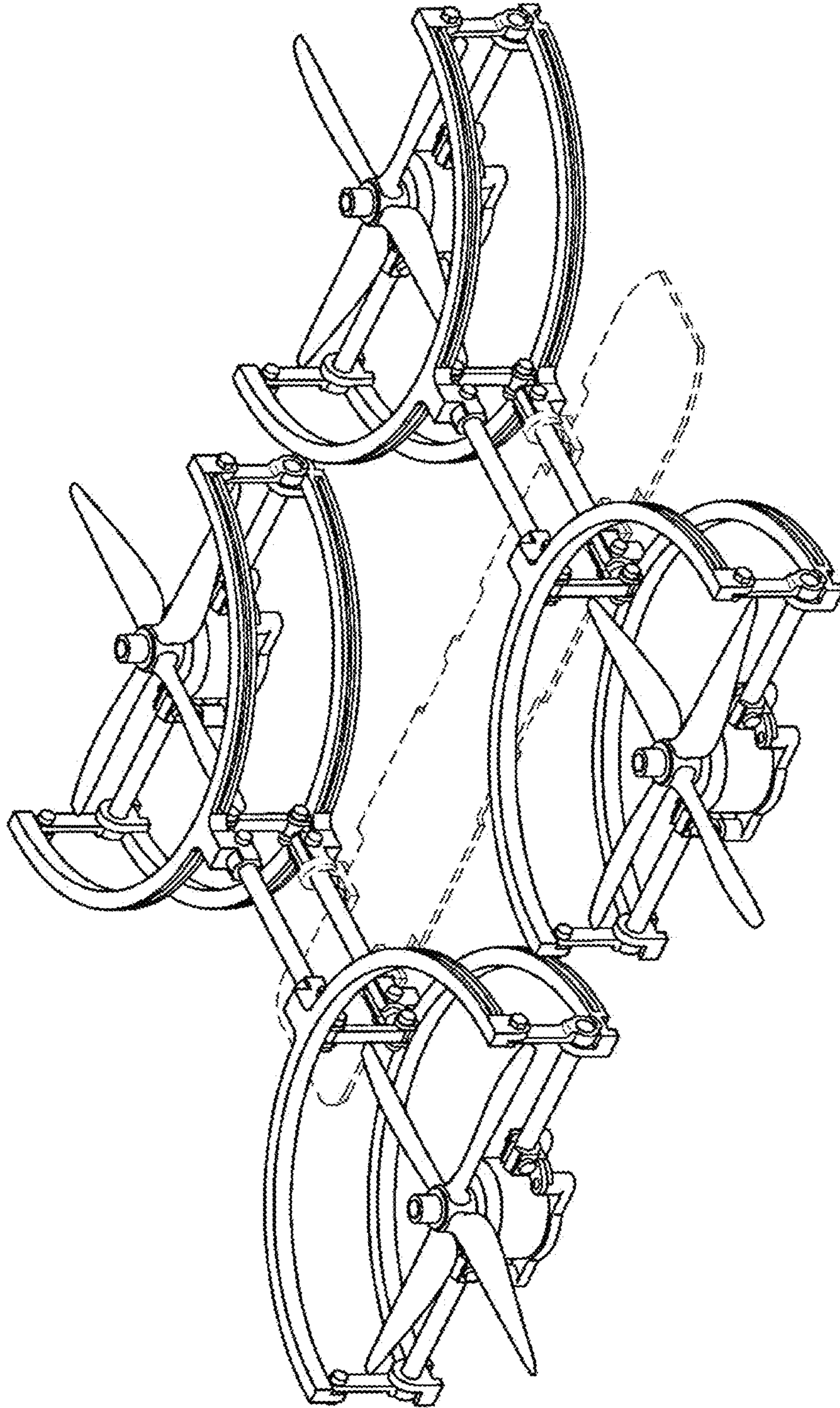


FIG. 1

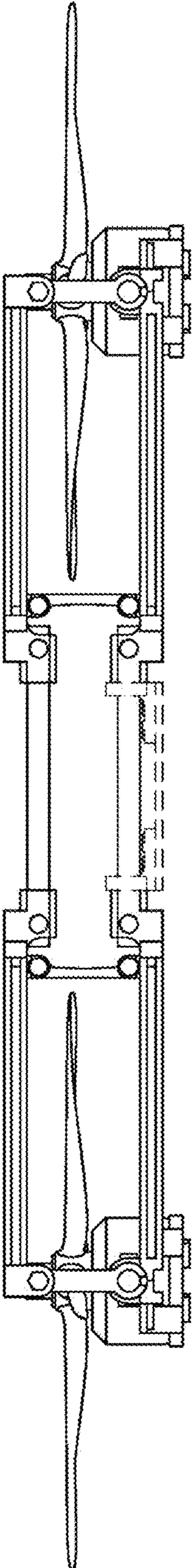


FIG. 2

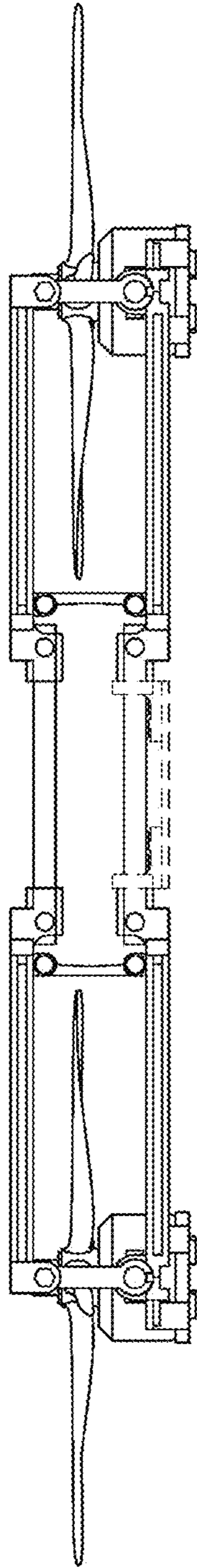


FIG. 3

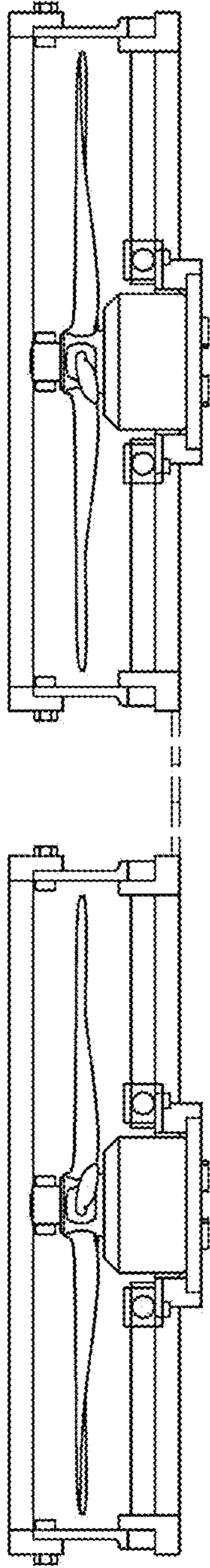


FIG. 4

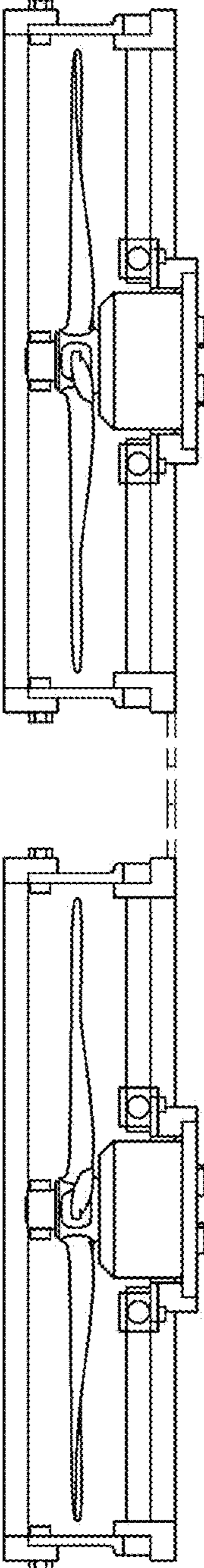


FIG. 5

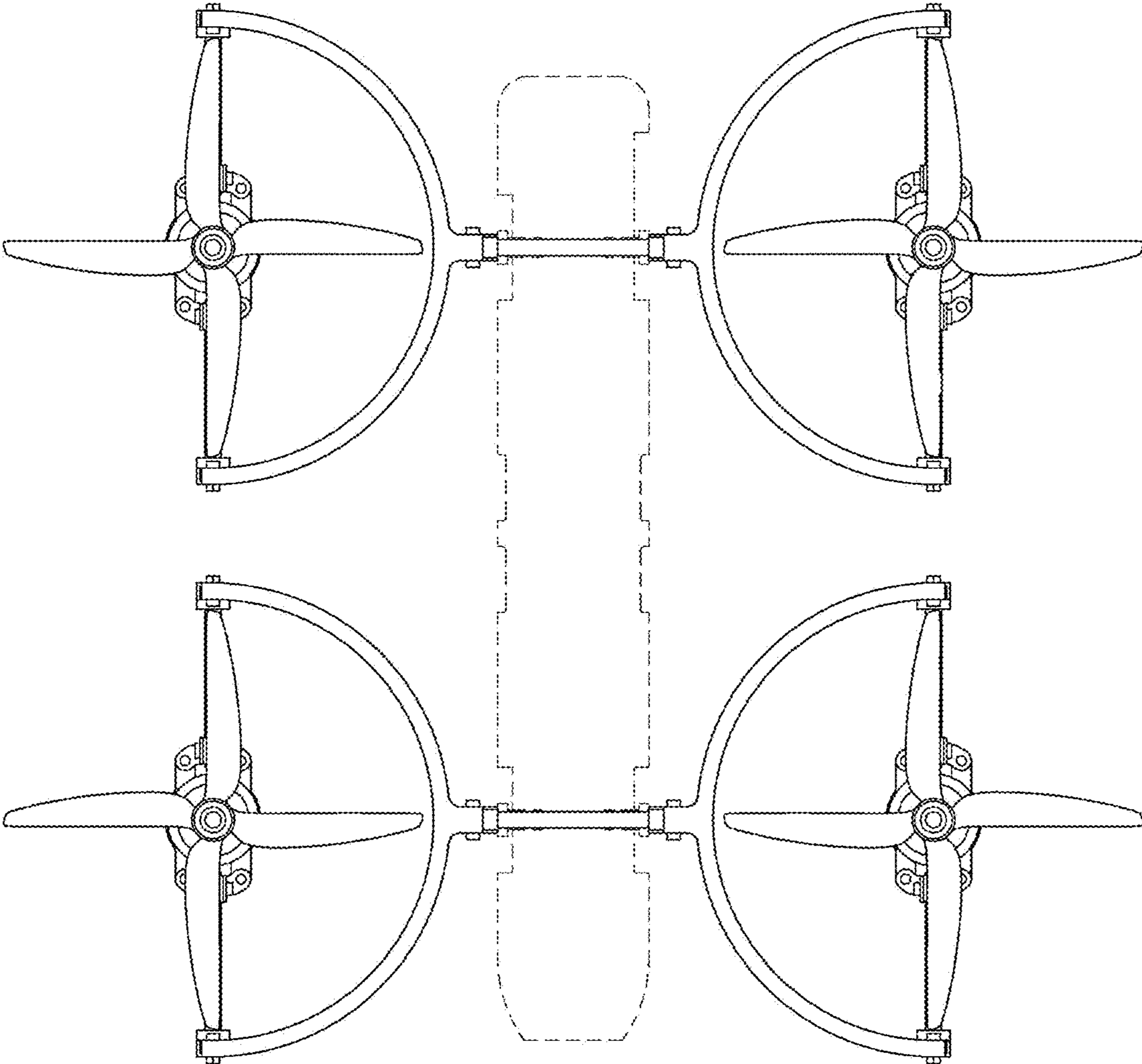


FIG. 6



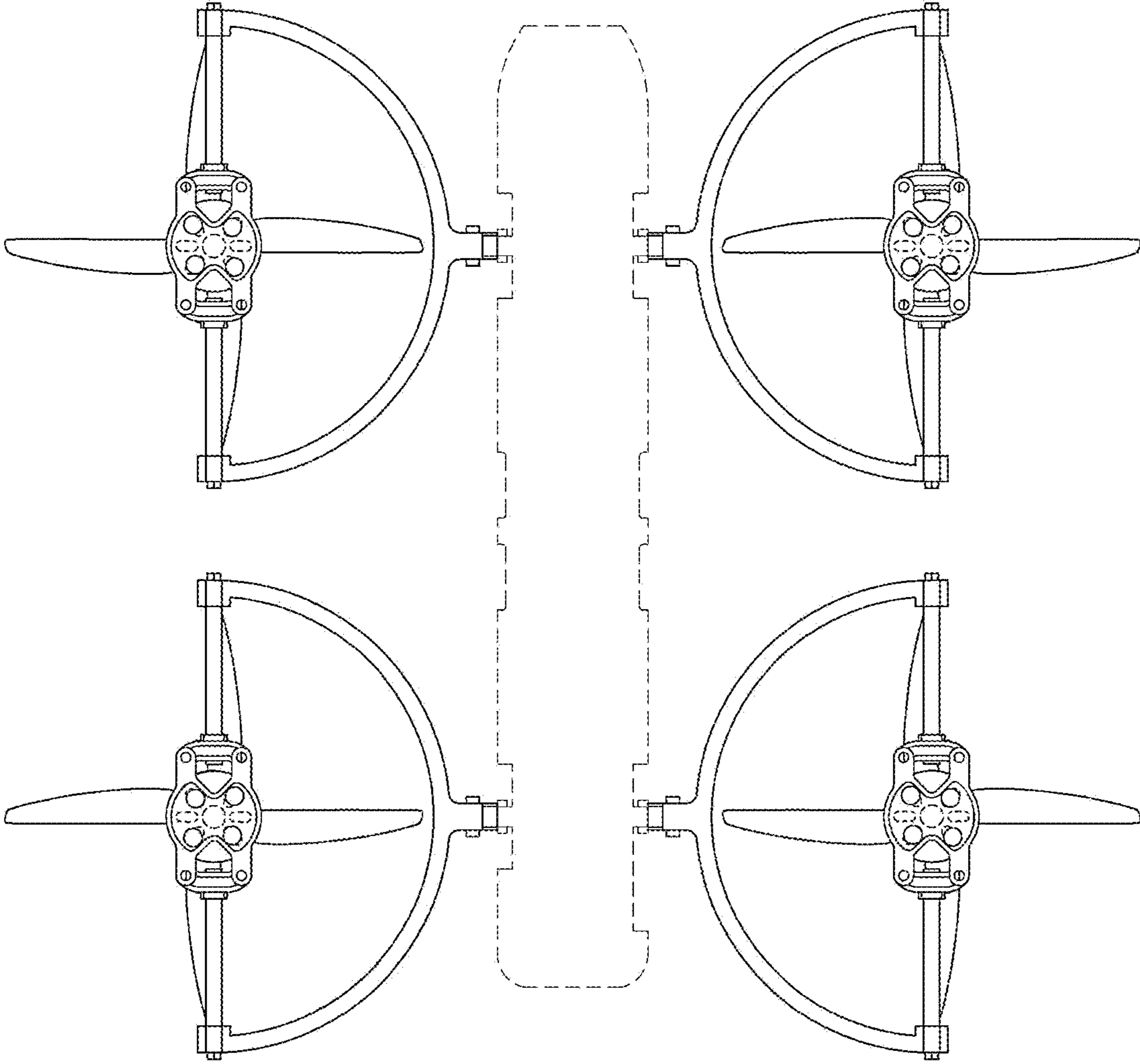


FIG. 7