



US00D985419S

(12) **United States Design Patent**
Hudon et al.

(10) **Patent No.:** **US D985,419 S**

(45) **Date of Patent:** **** May 9, 2023**

- (54) **COVID 19 MEMORIAL BOX**
- (71) Applicants: **Paul Hudon**, Douglas, MA (US); **Karl Duffey**, Eppers, PA (US)
- (72) Inventors: **Paul Hudon**, Douglas, MA (US); **Karl Duffey**, Eppers, PA (US)
- (**) Term: **15 Years**
- (21) Appl. No.: **29/832,778**
- (22) Filed: **Mar. 30, 2022**
- (51) **LOC (14) Cl.** **11-02**
- (52) **U.S. Cl.**
USPC **D11/131**
- (58) **Field of Classification Search**
USPC D11/131, 132, 184; D6/673–675
See application file for complete search history.

- 6,309,715 B1 * 10/2001 Lindauer A61L 9/042
428/17
- D465,874 S * 11/2002 Garvin D26/104
- D480,582 S * 10/2003 Tamburello D6/661
- D485,453 S * 1/2004 Hansen D6/661
- D487,524 S * 3/2004 Lin D26/95
- D558,486 S * 1/2008 Hoang D6/661
- D602,987 S * 10/2009 Wilson D19/62
- D639,702 S * 6/2011 Jean-Denis D11/131
- D687,658 S * 8/2013 Wilson D6/661
- D713,286 S * 9/2014 Malaspina D11/157
- D771,302 S * 11/2016 Ross D26/118
- D846,227 S * 4/2019 Singh D99/17
- 2003/0057809 A1 * 3/2003 House, II A47F 3/005
312/224
- 2020/0315330 A1 * 10/2020 Williams A63H 3/003

* cited by examiner

Primary Examiner — W. A. Teddy Falloway

(74) *Attorney, Agent, or Firm* — Suzanne Kikel

(57) **CLAIM**

The ornamental design for a covid 19 memorial box, as shown and described.

(56) **References Cited**

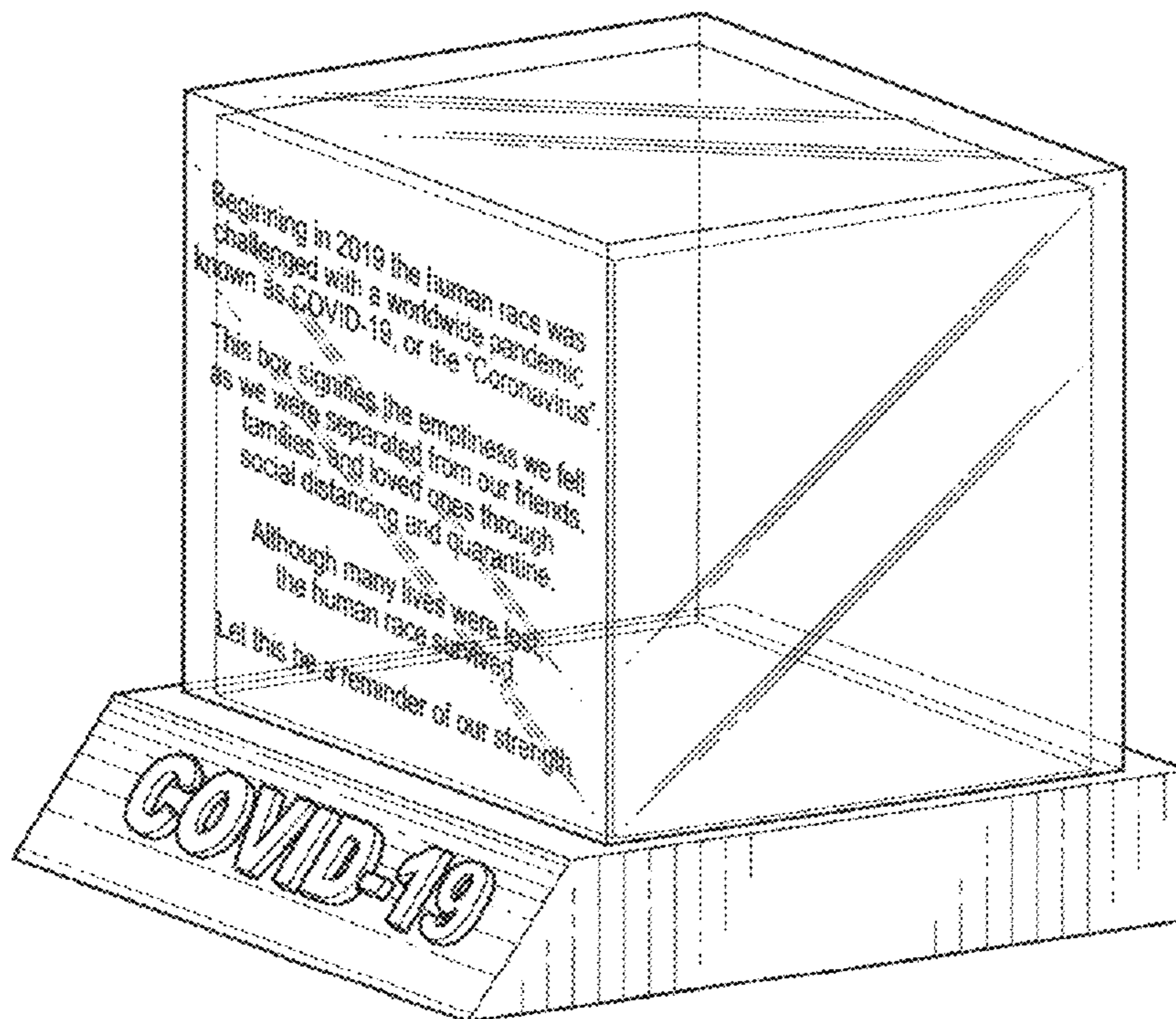
U.S. PATENT DOCUMENTS

- D89,766 S 5/1933 Hull
- 2,023,260 A * 12/1935 Beers A47F 3/12
312/140
- D253,584 S * 12/1979 Dorsen D11/131
- D257,833 S * 1/1981 Brock D11/157
- D262,757 S 1/1982 Stiles
- D275,916 S 10/1984 Brandel
- D283,690 S * 5/1986 McCollum D11/157
- D304,641 S 11/1989 Bourassa
- 5,037,105 A * 8/1991 Klein A63F 3/00214
273/237
- D326,947 S 6/1992 Roberts et al.
- D394,002 S * 5/1998 Morelli D9/422
- D409,246 S * 5/1999 Fereday D6/300

DESCRIPTION

FIG. 1 is a front, right side and top perspective view of a covid 19 memorial box, showing our new design;
 FIG. 2 is a front view thereof;
 FIG. 3 is a rear view of FIG. 2;
 FIG. 4 is a left side view thereof;
 FIG. 5 is a right-side view thereof;
 FIG. 6 is a top plan view thereof; and,
 FIG. 7 is a bottom plan view thereof.

1 Claim, 7 Drawing Sheets






FIG. 1

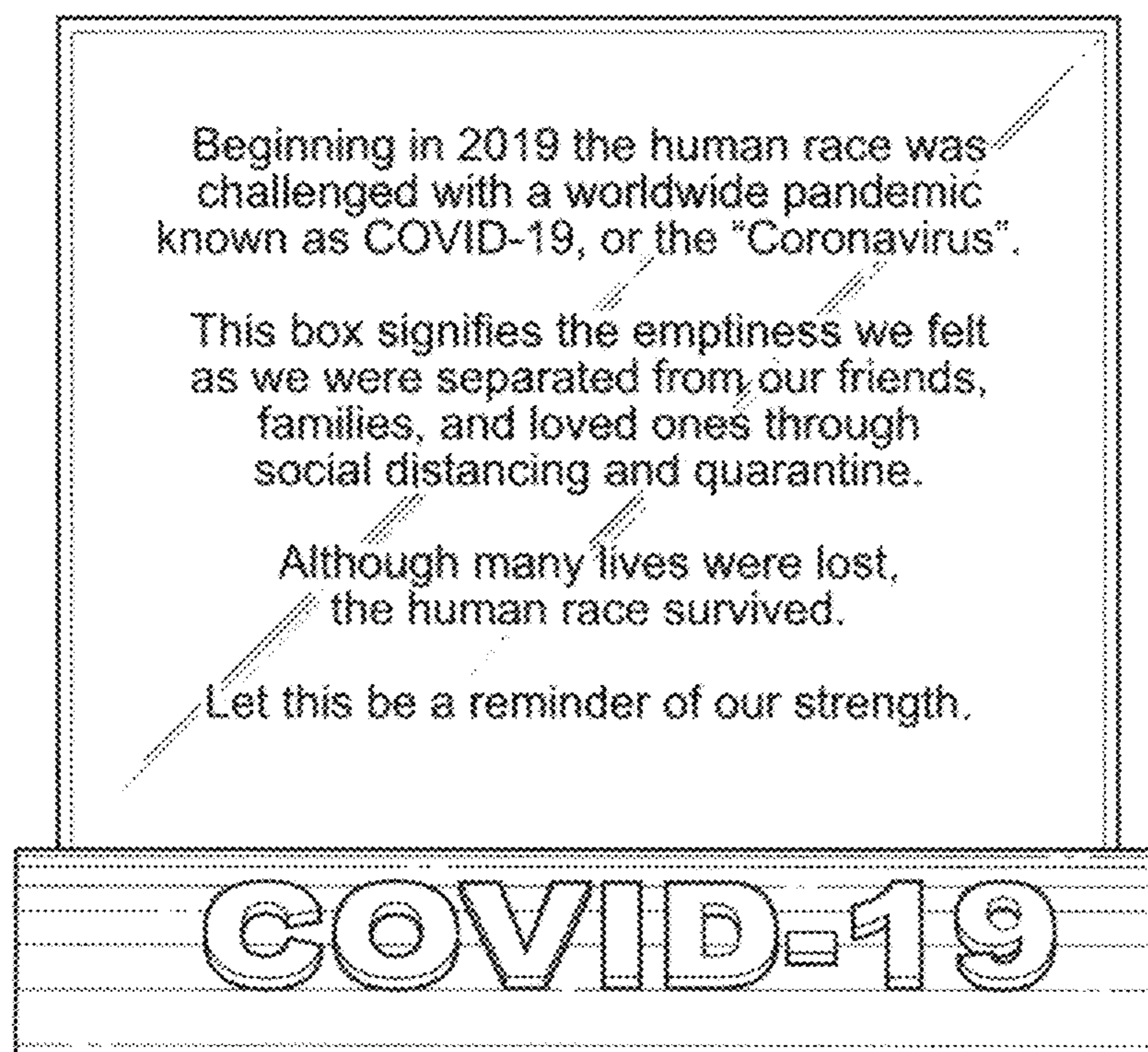


FIG. 2

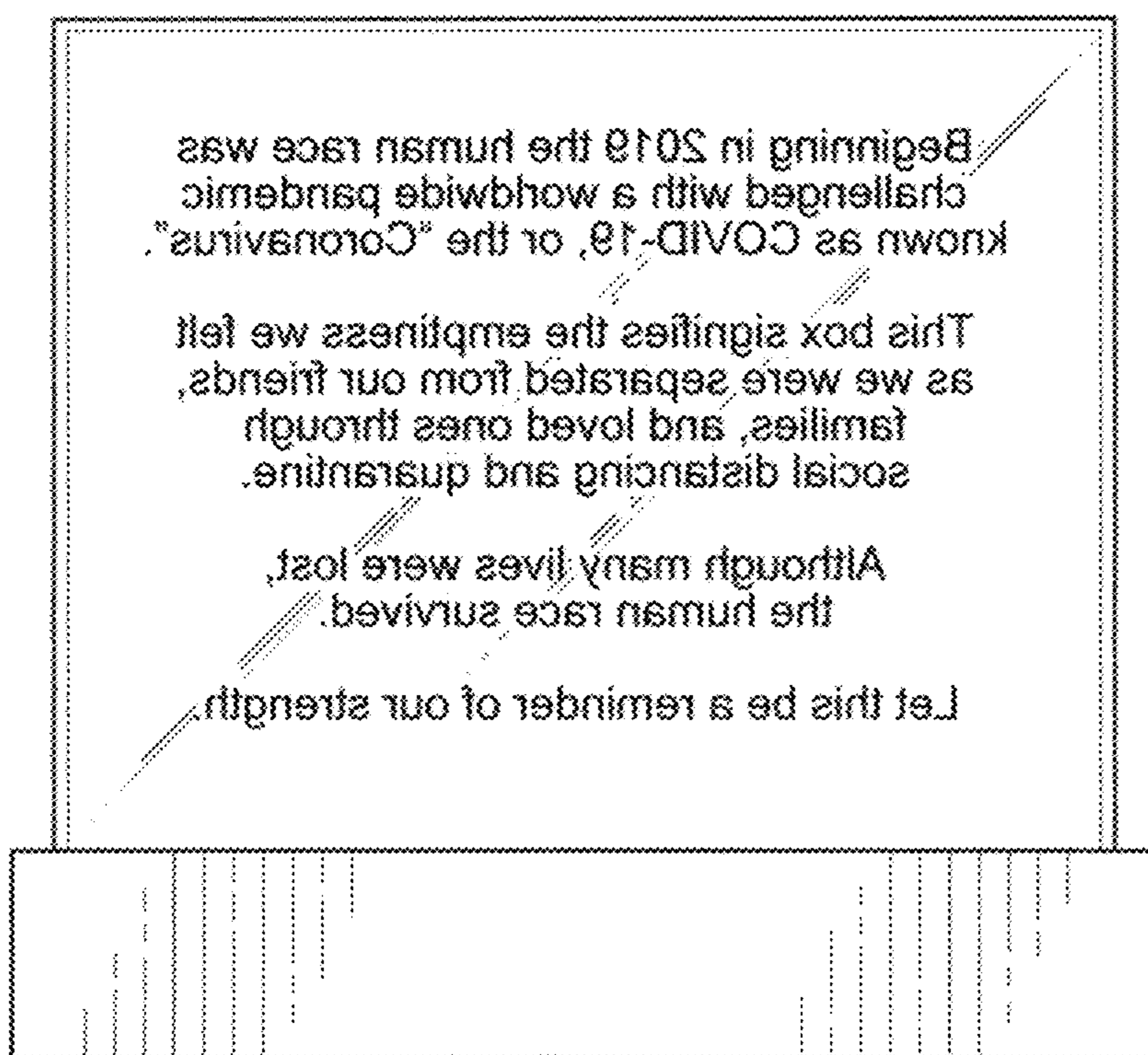


FIG. 3

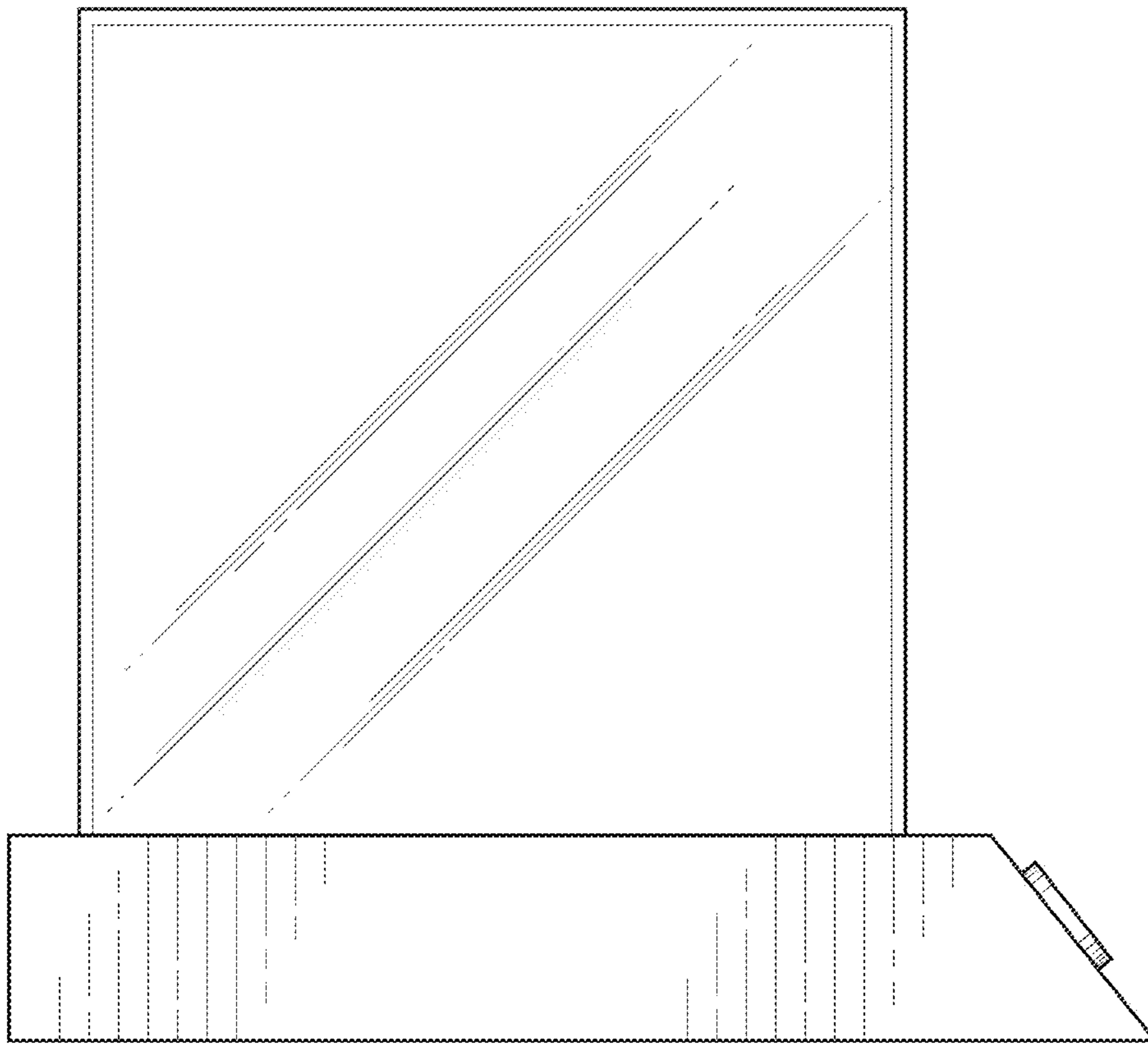


FIG. 4

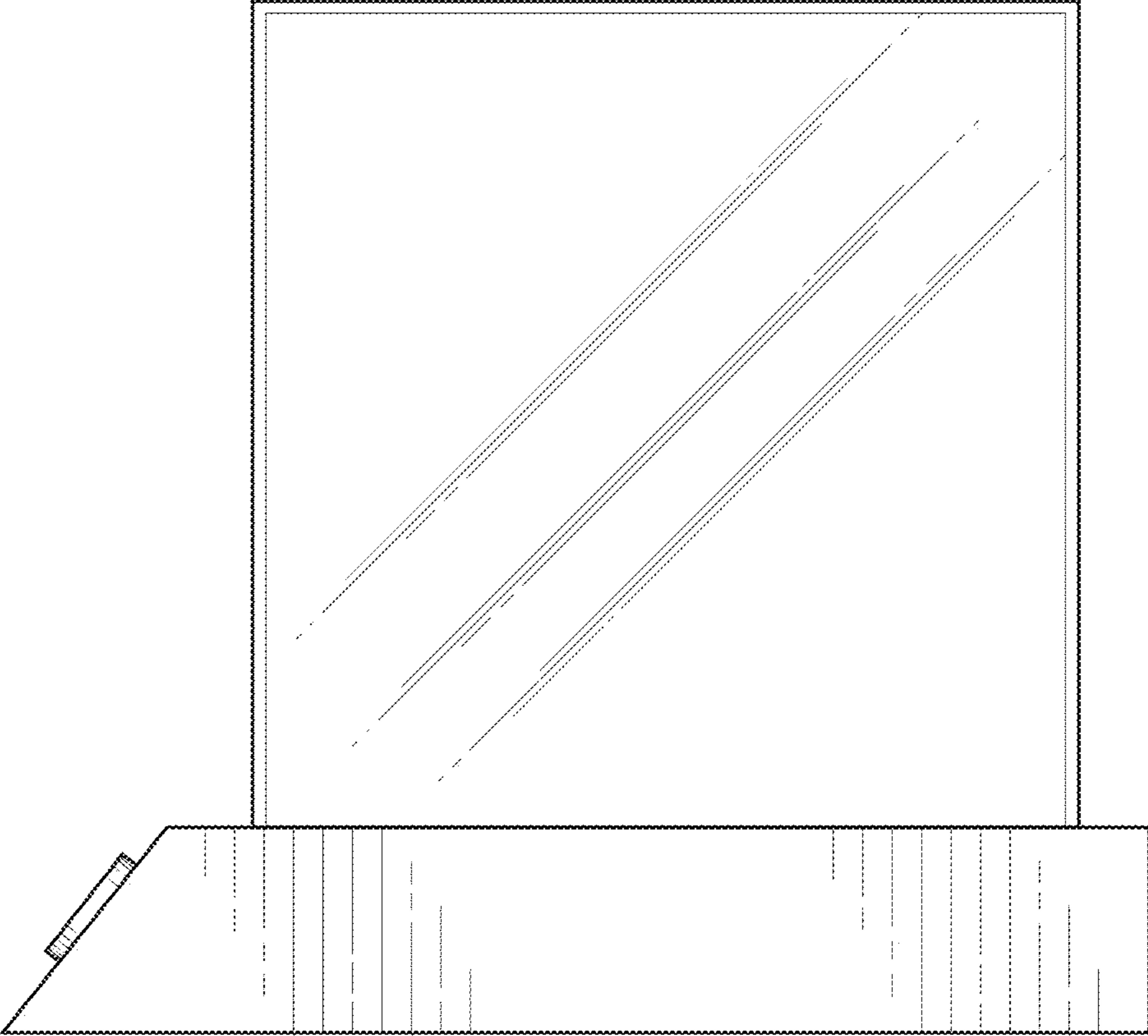


FIG. 5

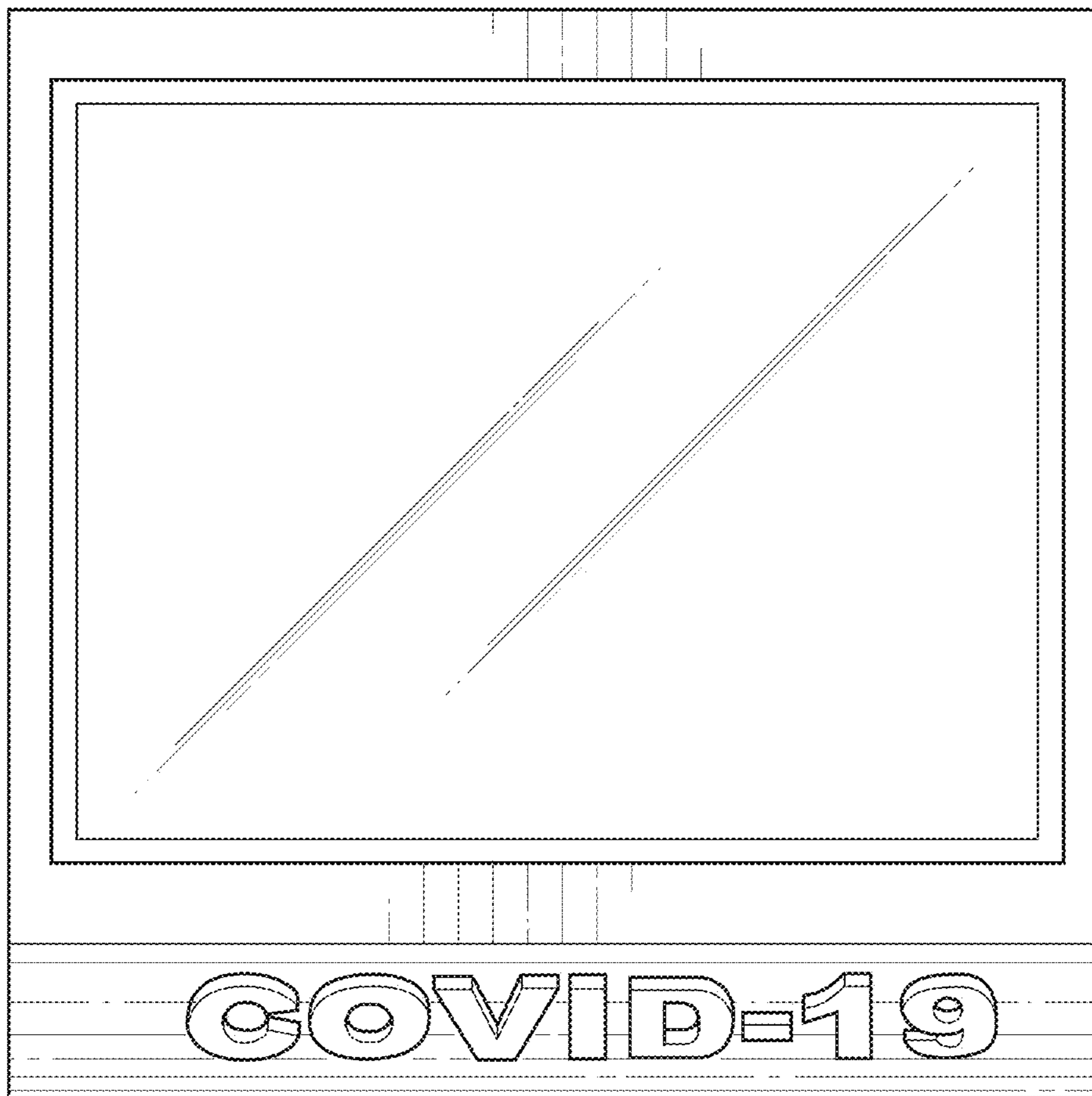


FIG. 6




FIG. 7