



US00D985416S

(12) **United States Design Patent**
Dumas

(10) **Patent No.:** **US D985,416 S**

(45) **Date of Patent:** **** *May 9, 2023**

(54) **CLASP FOR JEWELRY**

(71) Applicant: **HERMES SELLIER (Société par actions simplifiée)**, Paris (FR)

(72) Inventor: **Pierre-Alexis Dumas**, Paris (FR)

(*) Notice: This patent is subject to a terminal disclaimer.

(**) Term: **15 Years**

(21) Appl. No.: **35/510,105**

(22) Filed: **Feb. 17, 2020**

(80) **Hague Agreement Data**

Int. Filing Date: **Feb. 17, 2020**

Int. Reg. No.: **DM/208073**

Int. Reg. Date: **Feb. 17, 2020**

Int. Reg. Pub. Date: **Aug. 21, 2020**

(51) **LOC (14) Cl.** **11-01**

(52) **U.S. Cl.**
USPC **D11/87; D11/200**

(58) **Field of Classification Search**
USPC D11/3, 4, 87, 200, 216; D2/627, 639;
D8/330, 331, 336, 338, 341, 343;
D10/32
CPC ... A44B 11/2526; A44B 11/001; A44B 11/00;
A44B 11/25; A44B 11/2542; A44B 9/18;
A44B 99/005; Y10T 70/5765; A44C 5/00;
A44C 5/0053; A44C 5/18; A44C 5/185;
A44C 5/2004; A44C 5/2057; A45C
13/1084

See application file for complete search history.

(56) **References Cited**

U.S. PATENT DOCUMENTS

D291,775 S * 9/1987 Gisiger D8/339
D427,885 S * 7/2000 Ayrest D8/336
D577,910 S * 10/2008 Hollinger D3/247
D598,648 S * 8/2009 Stulman D3/232

D602,249 S * 10/2009 Stulman D3/245
D651,501 S * 1/2012 Maramotti D8/343
D656,313 S * 3/2012 Dumas D3/243
D668,171 S * 10/2012 Hardy D11/5
D674,187 S * 1/2013 Jobert D3/243
D724,991 S * 3/2015 Oh D11/87
D818,676 S * 5/2018 Hardy D2/917
D891,094 S * 7/2020 Dumas D3/232
D894,527 S * 9/2020 Mouquet D2/627

OTHER PUBLICATIONS

Kelly Men Bracelet Hermes USA, no date available, [site visited Aug. 14, 2021], Retrieved from url:https://www.hermes.com/us/en/product/kelly-men-bracelet-H703205FB1IT5/ (Year: 2021).*

* cited by examiner

Primary Examiner — Tracey J Bell

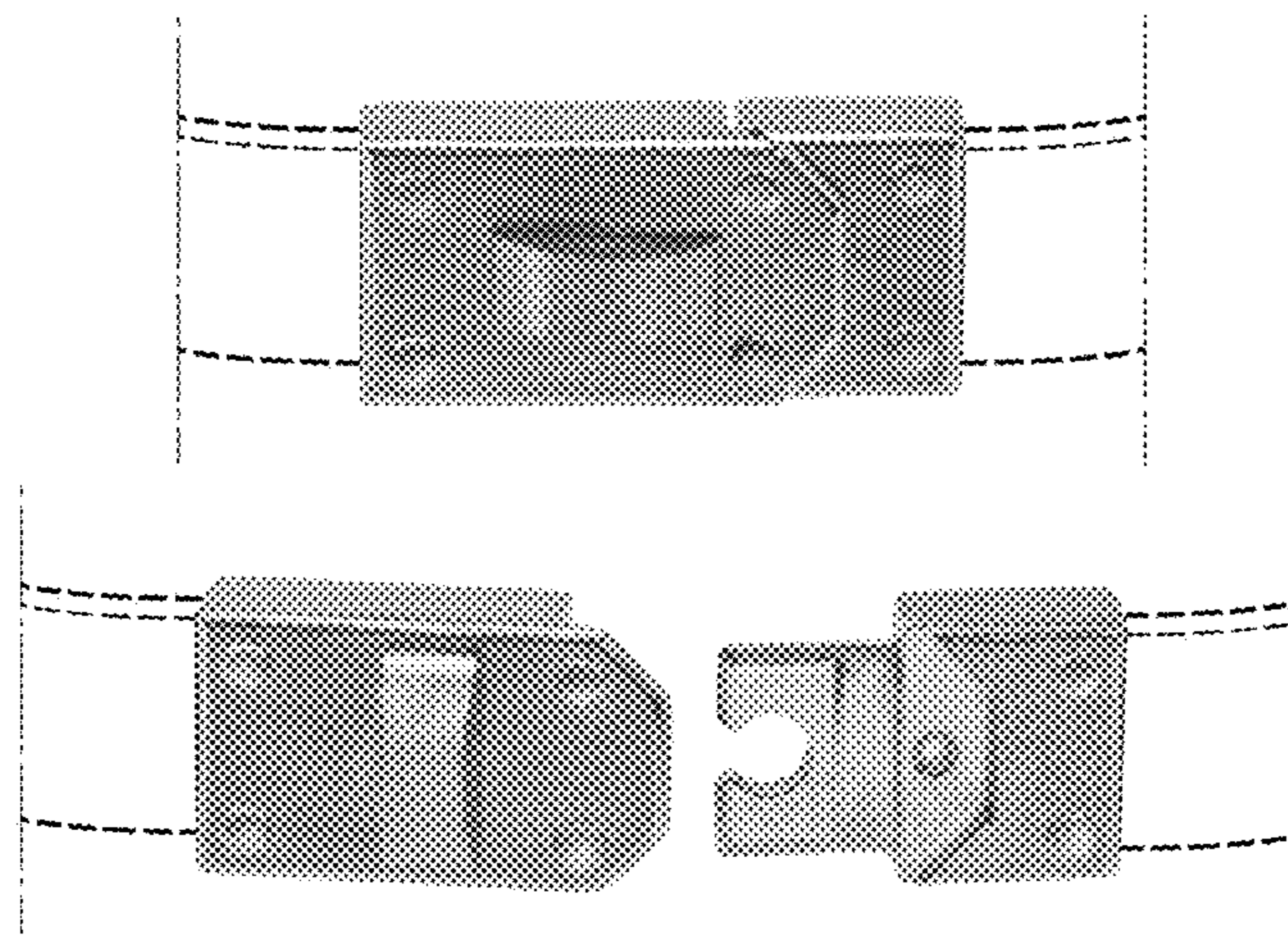
(57) **CLAIM**

The ornamental design for a clasp for jewelry, as shown and described.

DESCRIPTION

1. Clasp for jewelry
FIG. 1.1 is a perspective view of a clasp for jewelry of the claimed design.
FIG. 1.2 is a front view of the clasp for jewelry shown in FIG. 1.1.
FIG. 1.3 is a back view of the clasp for jewelry shown in FIG. 1.1.
FIG. 1.4 is a right side view of the clasp for jewelry shown in FIG. 1.1.
FIG. 1.5 is a left side view of the clasp for jewelry shown in FIG. 1.1.
FIG. 1.6 is a top plan view of the clasp for jewelry shown in FIG. 1.1.
FIG. 1.7 is a bottom plan view of the clasp for jewelry shown in FIG. 1.1.
FIG. 1.8 is a perspective view of the clasp for jewelry shown in FIG. 1.1.


(Continued)




The dotted lines in the images represent elements that are not part of the design and are not claimed.

1 Claim, 8 Drawing Sheets


1.1



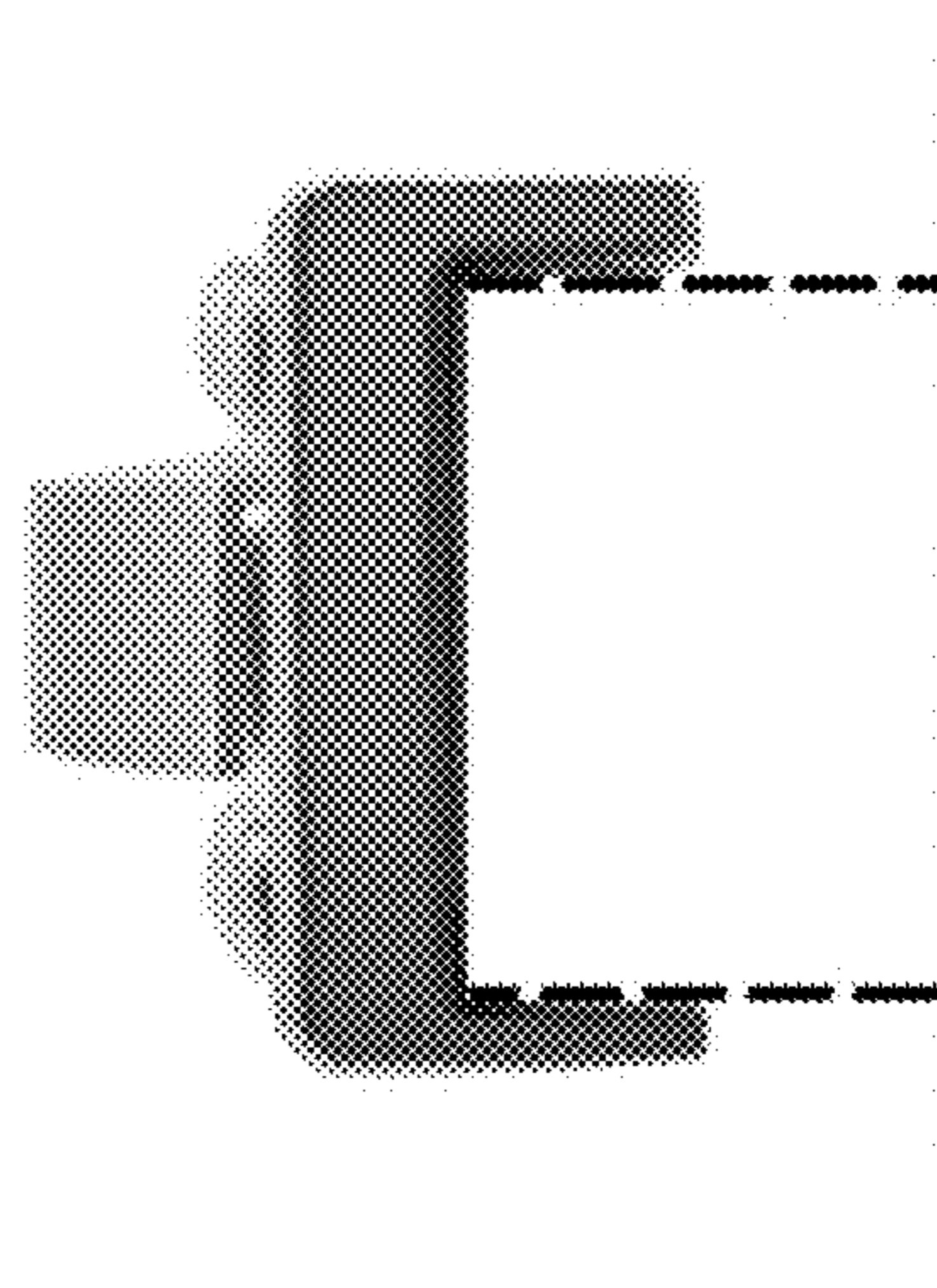
1.2



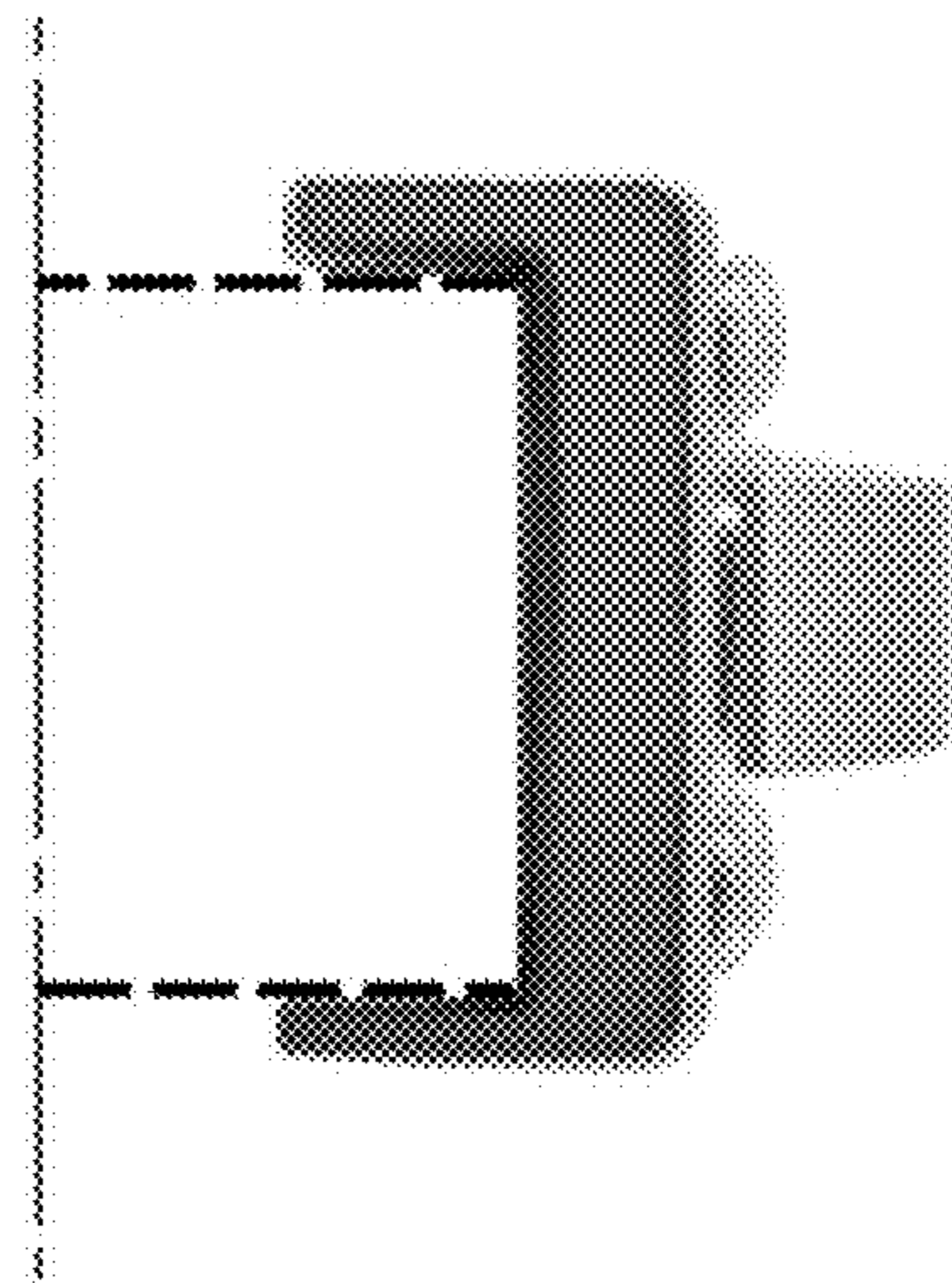
1.3




1.4



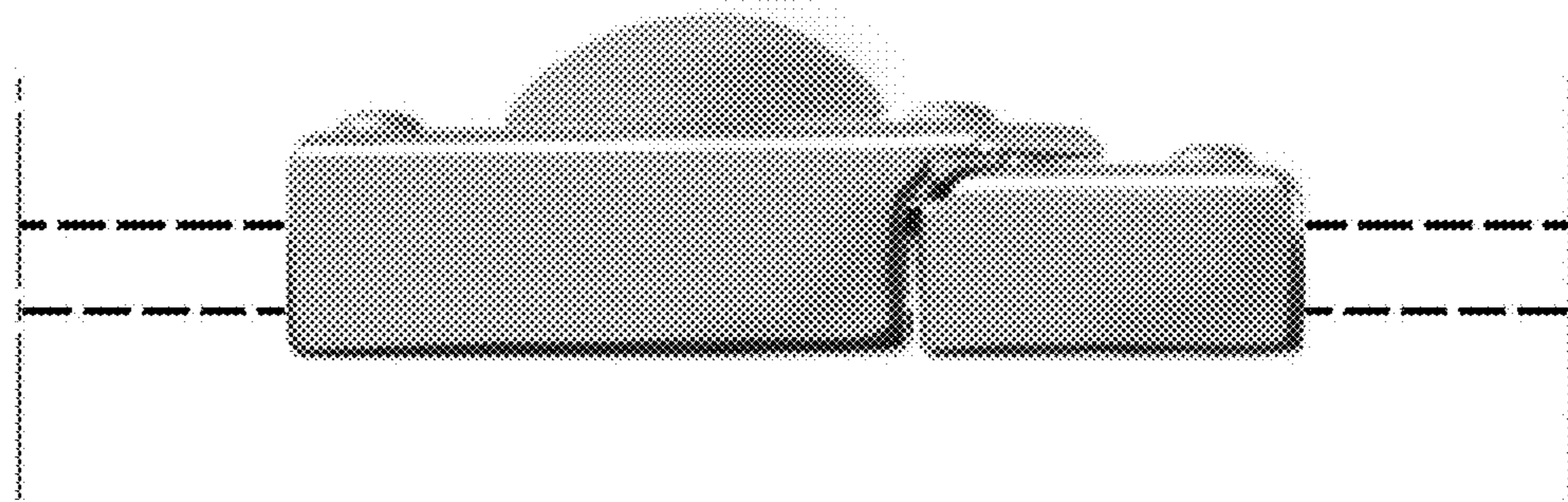
1.5



1.6



1.7



1.8

