



US00D985414S

(12) **United States Design Patent**
Tashjian

(10) **Patent No.:** **US D985,414 S**

(45) **Date of Patent:** **** May 9, 2023**

(54) **EARRING**

(71) Applicant: **Venus by Maria Tash, Inc.**, New York, NY (US)

(72) Inventor: **Maria Tashjian**, New York, NY (US)

(73) Assignee: **Venus by Maria Tash, Inc.**, New York, NY (US)

(**) Term: **15 Years**

(21) Appl. No.: **29/858,901**

(22) Filed: **Nov. 4, 2022**

D386,439 S *	11/1997	Itzkowitz	D11/41
D386,444 S	11/1997	Udko		
D388,016 S	12/1997	Kejejian		
D415,446 S	10/1999	Kattan		
D429,658 S	8/2000	Biagi		
6,298,689 B1	10/2001	Lai		
6,318,121 B1	11/2001	Pachauer		
D460,014 S	7/2002	Williams		
D468,494 S	1/2003	Holloway		
D482,636 S	11/2003	Pachauer		
D506,943 S	7/2005	Erickson		
D533,479 S	12/2006	Dubnicka		
D574,745 S	8/2008	Nolan		
7,546,749 B1	6/2009	Biren		
D688,153 S	8/2013	Tyson		
D717,687 S	11/2014	Krahbichler		
D738,775 S	9/2015	Vartanian		

(Continued)

Related U.S. Application Data

(62) Division of application No. 29/725,130, filed on Feb. 21, 2020, now Pat. No. Des. 968,997.

(51) **LOC (14) Cl.** **11-01**

(52) **U.S. Cl.**
USPC **D11/41**

(58) **Field of Classification Search**
USPC D11/1, 2, 40, 41, 43, 91, 92
CPC A44C 13/00; A44C 15/0035; A44C 17/00;
A44C 17/005; A44C 17/02; A44C 7/00;
A44C 7/001

See application file for complete search history.

FOREIGN PATENT DOCUMENTS

CA	2568210 A1	2/2001
CA	2871347 A1	10/2013

(Continued)

Primary Examiner — Llorellys Martinez

(57) **CLAIM**

The ornamental design for an earring, as shown and described.

DESCRIPTION


FIG. 1 is a front side view of an earring;
FIG. 2 is a back side view thereof;
FIG. 3 is a top side view thereof;
FIG. 4 is a bottom side view thereof;
FIG. 5 is a right side view thereof;
FIG. 6 is a left side view thereof; and,
FIG. 7 is a front perspective view thereof.
Broken lines shown in drawings illustrate portions of the earring that form no part of claimed design.

1 Claim, 7 Drawing Sheets

(56) **References Cited**

U.S. PATENT DOCUMENTS

2,254,966 A	9/1941	Lang		
D132,457 S *	5/1942	Nathan	D11/75
D151,763 S *	11/1948	Katz	D11/40
D165,496 S *	12/1951	Trott	D11/43
2,584,207 A *	2/1952	Holl	A44C 11/007 63/4
D257,026 S *	9/1980	Barr	D11/75
D311,504 S	10/1990	De Frahan		
D379,074 S	5/1997	Udko		



(56)

References Cited

U.S. PATENT DOCUMENTS

D797,599	S	9/2017	Yatsugi-Kang	
D803,716	S	11/2017	Grainger	
10,206,464	B2	2/2019	Lauper et al.	
10,405,619	B2	9/2019	Dubach et al.	
D883,835	S *	5/2020	Avni	A44C 15/00 D11/1
10,674,797	B2	6/2020	Sunne et al.	
D891,977	S	8/2020	Dholakiya	
10,772,396	B2	9/2020	Lauper et al.	
D911,210	S	2/2021	Comolli	
D943,453	S	2/2022	Williams	
D952,506	S	5/2022	Sivriere	
D968,997	S *	11/2022	Tashjian	D11/3
D972,430	S *	12/2022	Tashjian	D11/3
2002/0166339	A1	11/2002	Adelman	
2003/0056536	A1	3/2003	Ubhayakar	
2005/0241337	A1	11/2005	Fouzailoff	
2007/0266732	A1	11/2007	Osifeld	
2009/0071193	A1	3/2009	Ionescu	
2011/0113826	A1	5/2011	Dholakiya	
2011/0252829	A1	10/2011	Javeri	
2011/0252830	A1	10/2011	Mattar	
2013/0276477	A1	10/2013	Huynh	
2015/0230567	A1	8/2015	Babyak	
2021/0368950	A1	12/2021	Tashjian	

FOREIGN PATENT DOCUMENTS

CN	100518571	C	7/2009
EP	2801277	A2	11/2014
EP	3718430	A1	10/2020
GB	2384685	A	8/2003
IL	178863	A	3/2011
JP	2001245713	A	9/2001

* cited by examiner

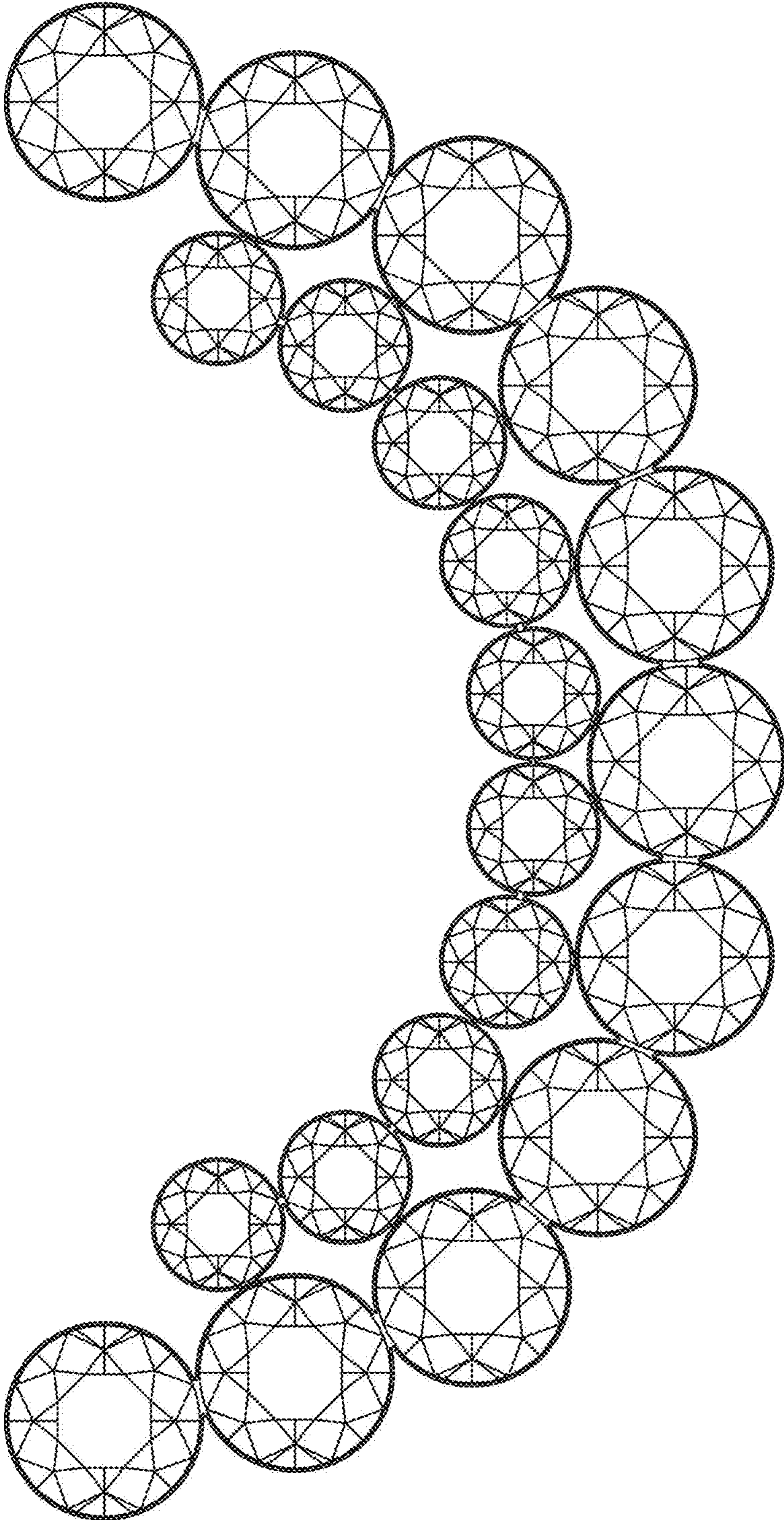


FIG. 1

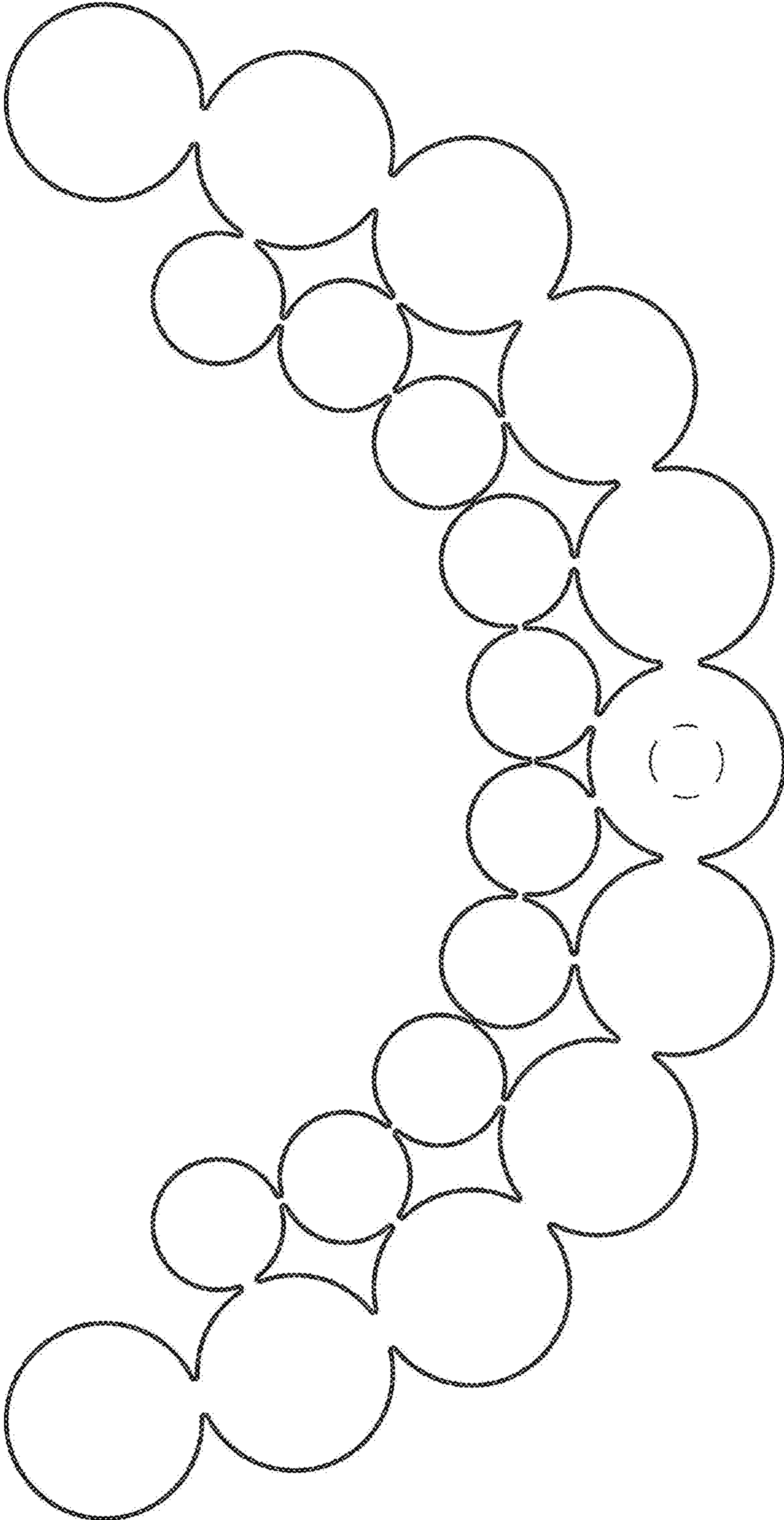


FIG. 2

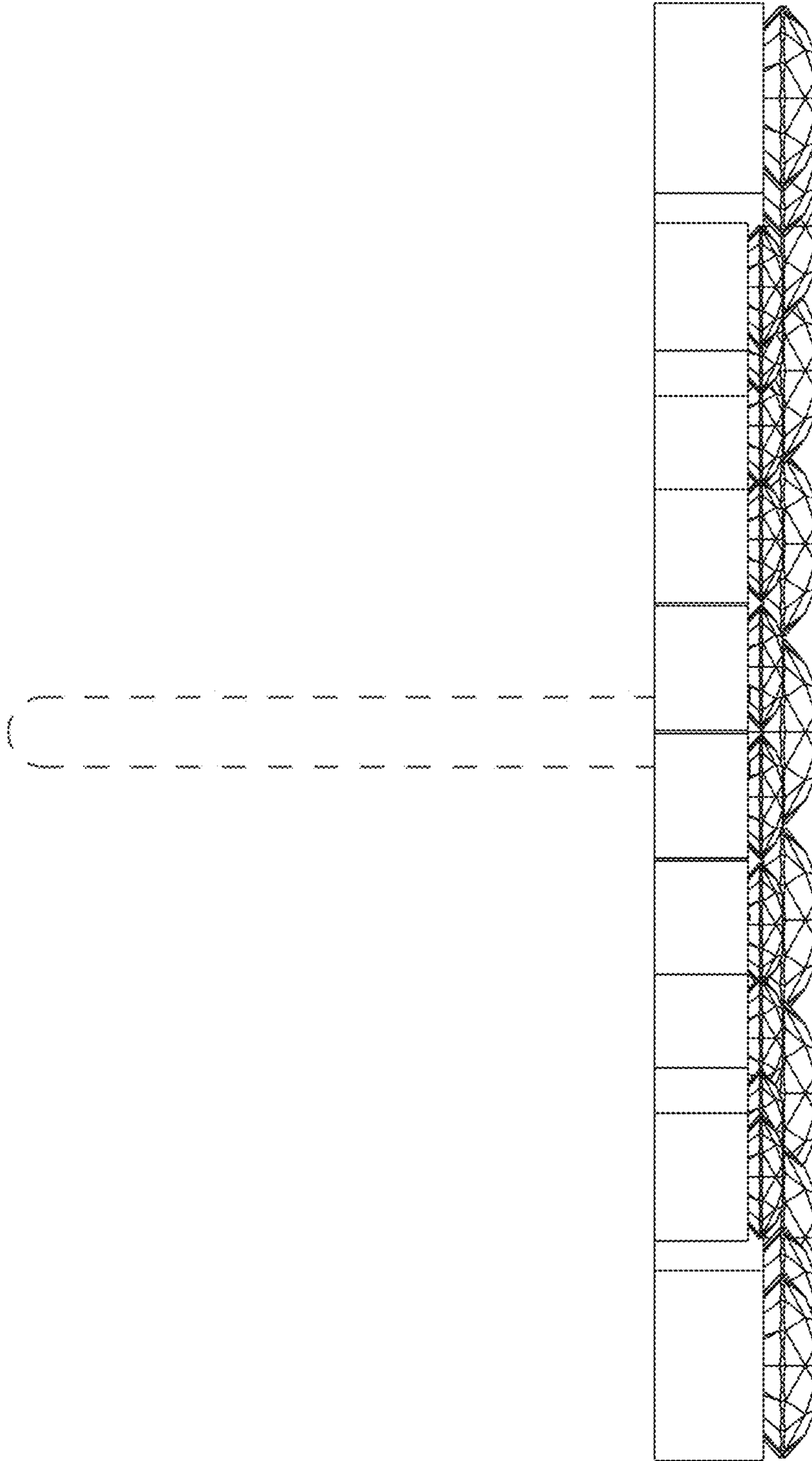


FIG.3

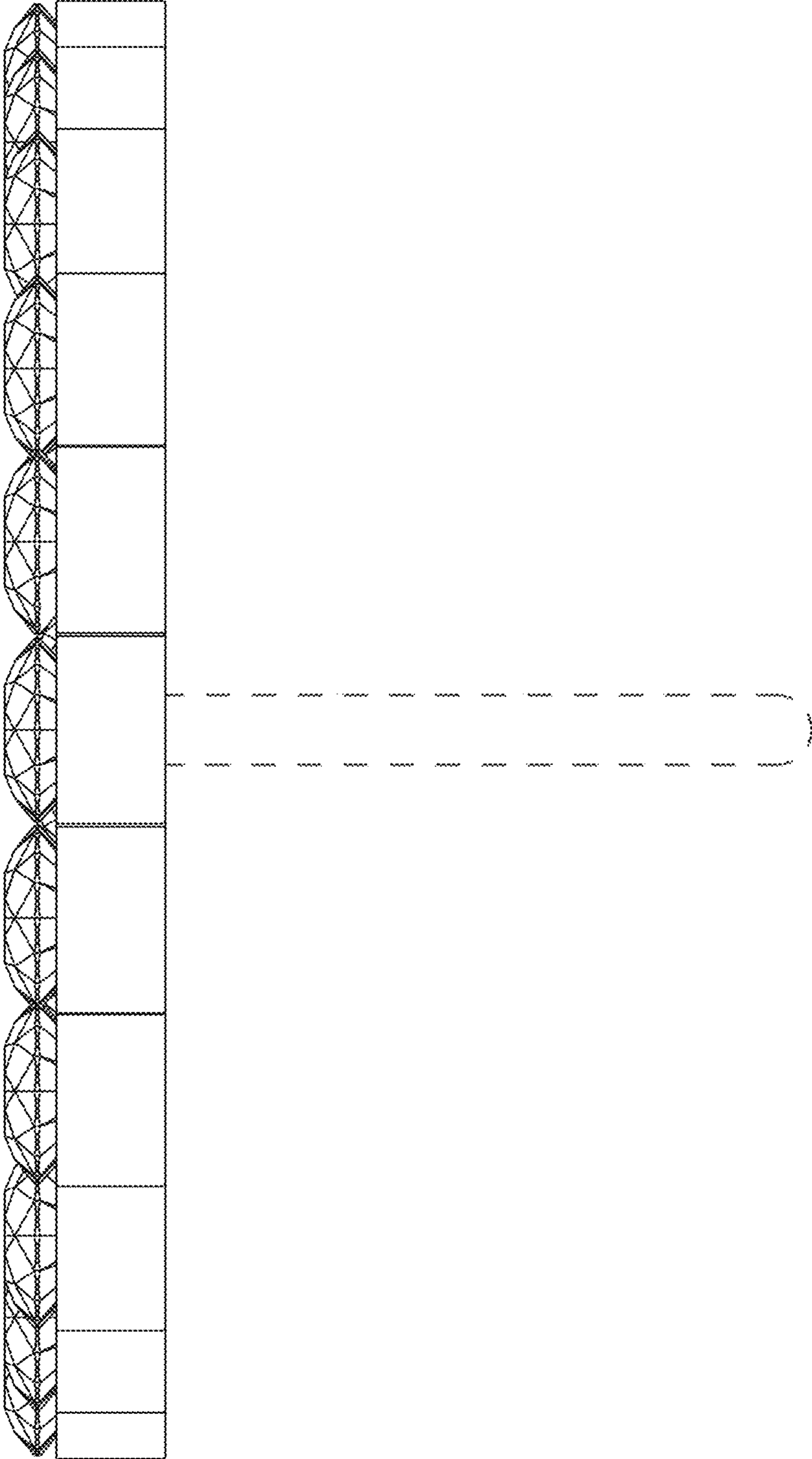


FIG. 4

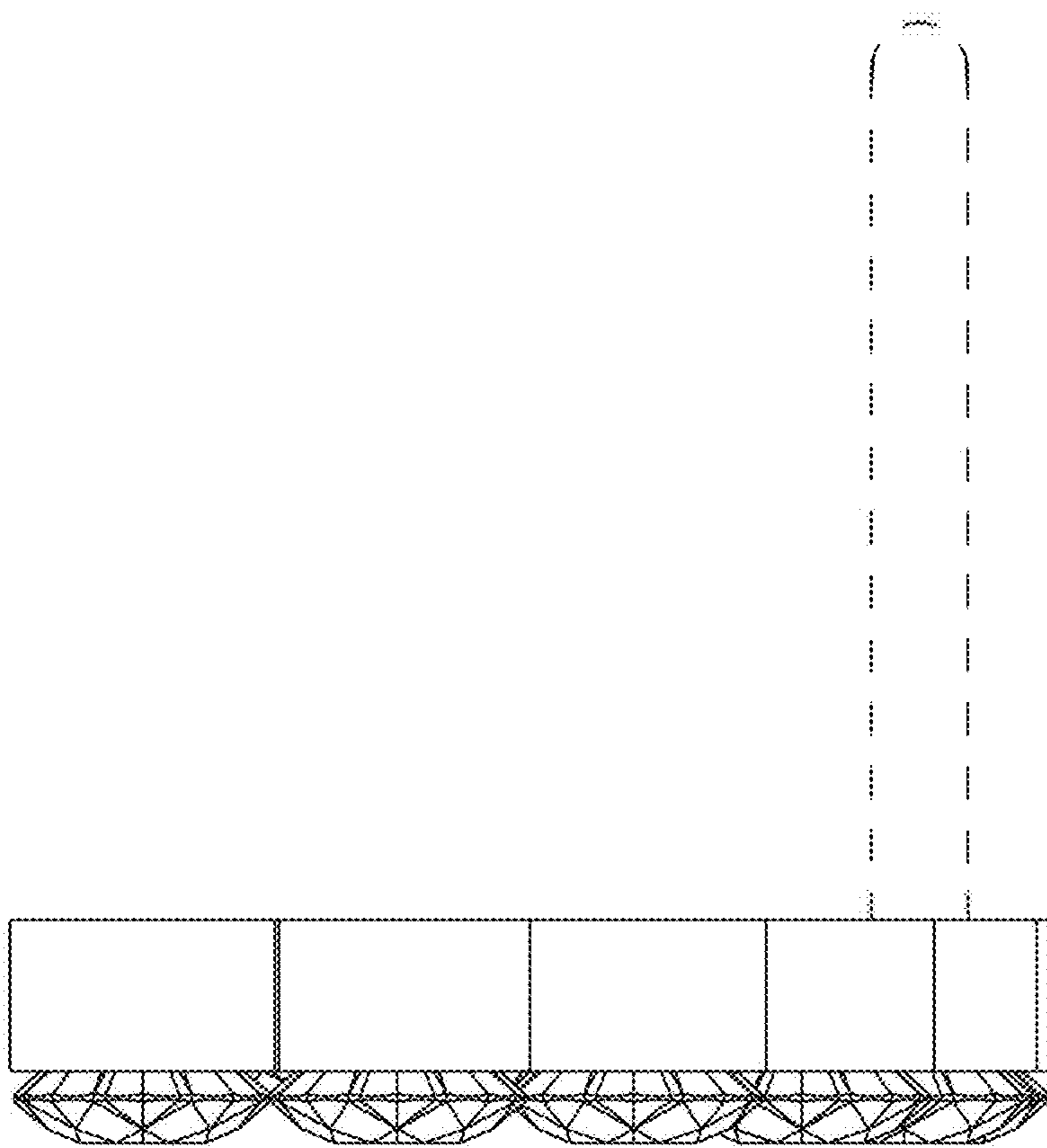


FIG. 5

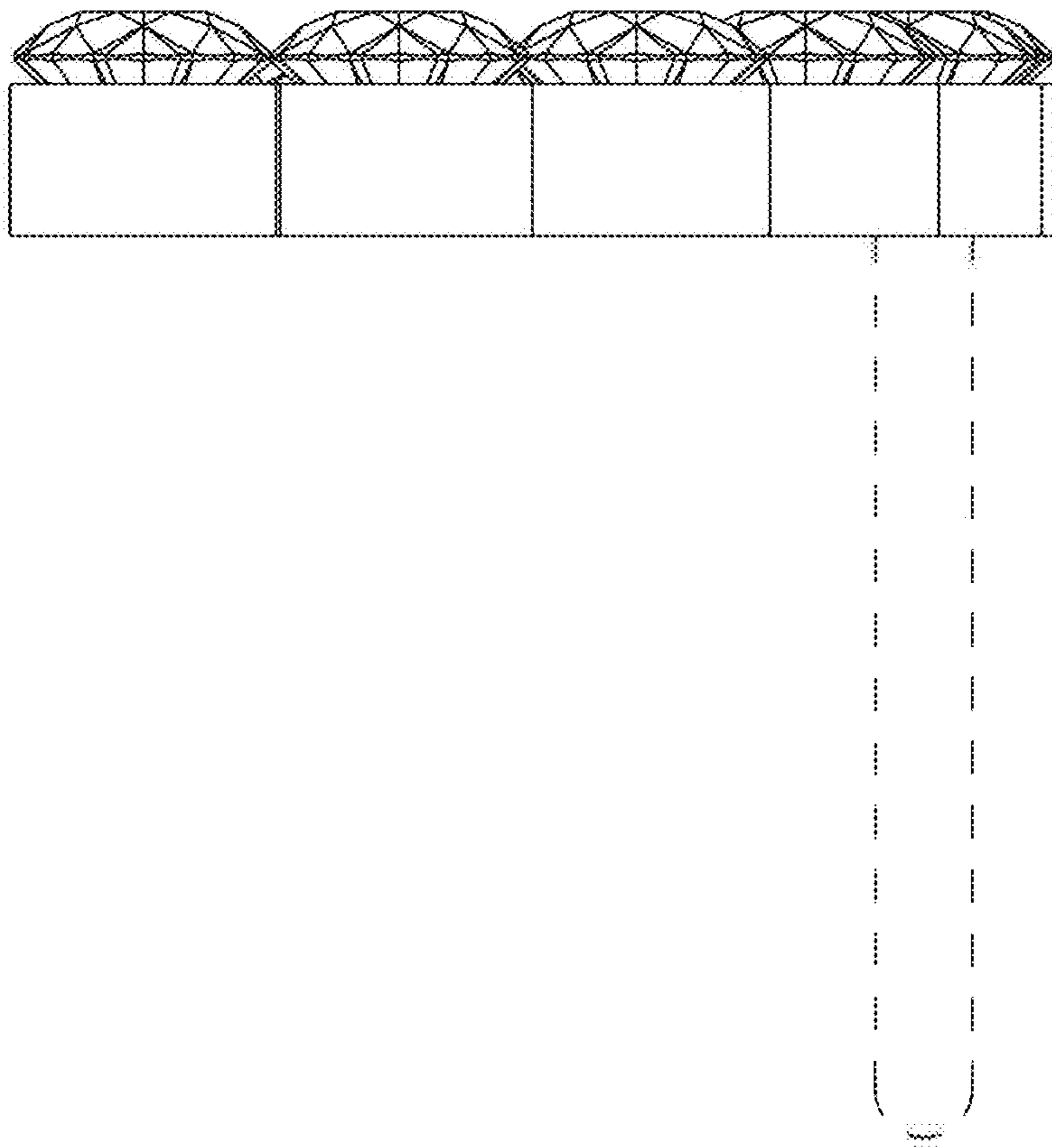


FIG. 6

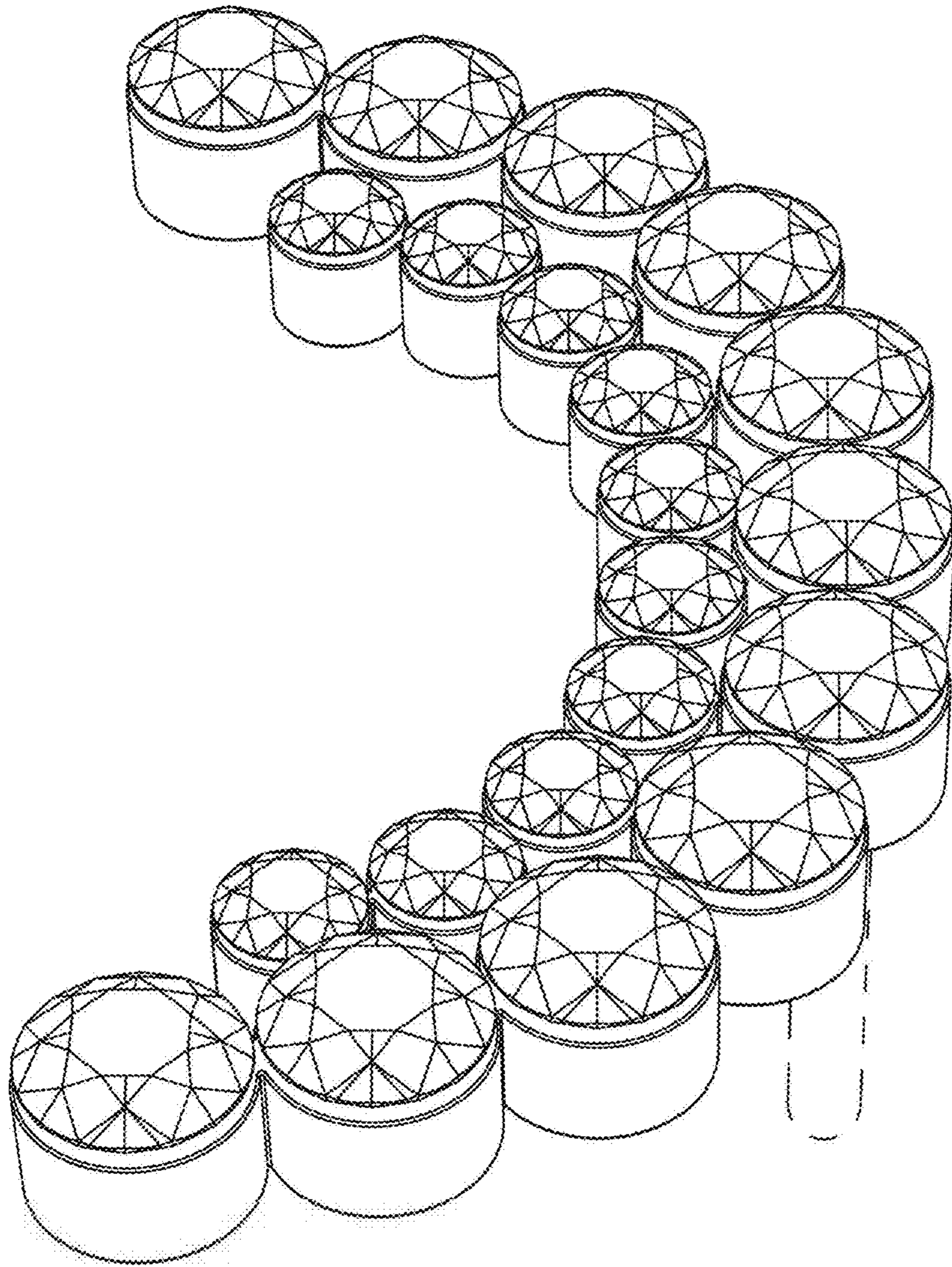


FIG. 7