



US00D985411S

(12) **United States Design Patent** (10) **Patent No.:** **US D985,411 S**
Wu (45) **Date of Patent:** **** May 9, 2023**

(54) **WATCH STRAP**

(71) Applicant: **Qi Wu**, Loudi (CN)

(72) Inventor: **Qi Wu**, Loudi (CN)

(**) Term: **15 Years**

(21) Appl. No.: **29/859,577**

(22) Filed: **Nov. 11, 2022**

(51) **LOC (14) Cl.** **11-01**

(52) **U.S. Cl.**
USPC **D11/3**

(58) **Field of Classification Search**
USPC D11/1-3, 12-13, 15; D10/30-32, 38, 70;
D14/344
CPC A44C 11/00; A44C 11/007; A44C 13/00;
A44C 5/00; A44C 5/0007; A44C 5/0015;
A44C 5/0053; A44C 5/0061; A44C 5/02;
A44C 5/022; A44C 5/025; A44C 5/027;
A44C 5/08

See application file for complete search history.

(56) **References Cited**

U.S. PATENT DOCUMENTS

D323,472 S *	1/1992	Bende	D11/95
D746,707 S *	1/2016	Akana	D10/70
D746,718 S *	1/2016	Akana	D11/3
D757,590 S *	5/2016	Akana	D11/3
D821,912 S *	7/2018	Ke	D11/94
D837,082 S *	1/2019	Akana	D11/3
D862,460 S	10/2019	Zhang		
D863,096 S *	10/2019	Akana	D11/3
D883,837 S *	5/2020	Akana	D11/3
D932,332 S *	10/2021	Akana	D11/3
D939,365 S *	12/2021	Nothacker	D10/70

D949,847 S *	4/2022	Dye	D14/344
D954,586 S *	6/2022	Huang	D10/32
D966,921 S *	10/2022	Rao	D11/3
D969,804 S *	11/2022	Akana	D10/70
D970,380 S *	11/2022	Wu	D11/3
D970,382 S *	11/2022	Wu	D11/3
2020/0367613 A1 *	11/2020	Moustafa	A44C 5/0007

OTHER PUBLICATIONS

HeiKe Sport Loop Silicone Magnetic Clasp, Date Available: Aug. 19, 2022, Amazon, Site Visited on Dec. 9, 2022: <https://www.amazon.com/HeiKe-Silicone-Magnetic-Replacement-iWatch/dp/B0BGZ4GTNQ/> (Year: 2022).*

* cited by examiner

Primary Examiner — Llorellys Martinez

Assistant Examiner — Nicole M. Leech

(74) *Attorney, Agent, or Firm* — Justin Lampel

(57) **CLAIM**


The ornamental design for a watch strap, as shown and described.

DESCRIPTION

FIG. 1 is a perspective view of the watch strap showing the claimed design;
FIG. 2 is another perspective view thereof;
FIG. 3 is a front elevational view thereof;
FIG. 4 is a rear elevational view thereof;
FIG. 5 is a right side view thereof;
FIG. 6 is a left side view thereof;
FIG. 7 is a bottom plan view thereof; and,
FIG. 8 is a top plan view thereof.

The broken lines in the drawings represent portions of the watch strap that form no part of the claimed design.

1 Claim, 8 Drawing Sheets



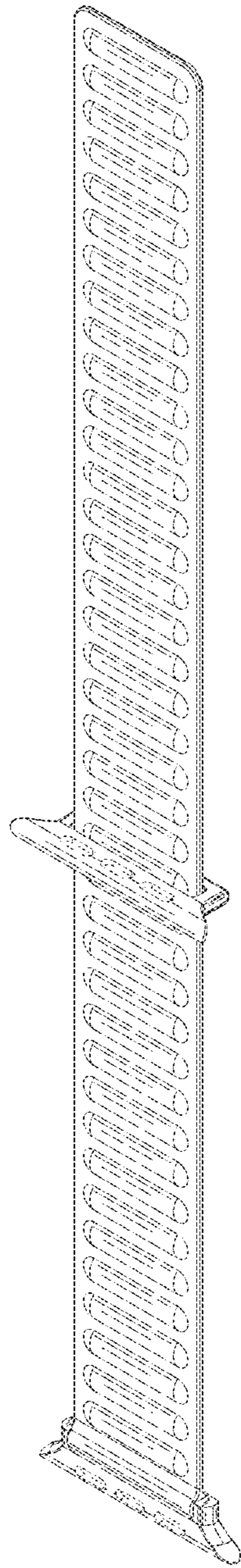


FIG. 1

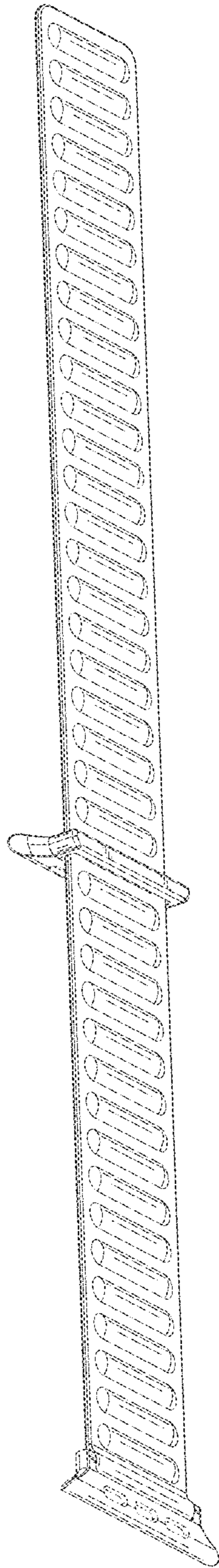


FIG. 2

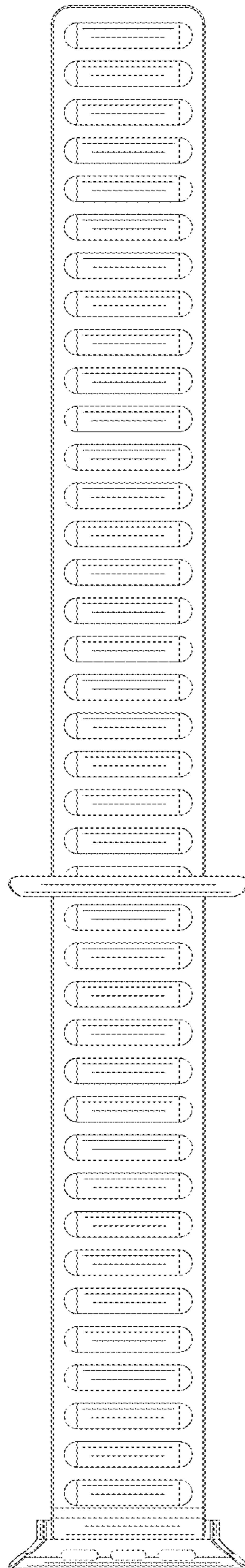


FIG. 3

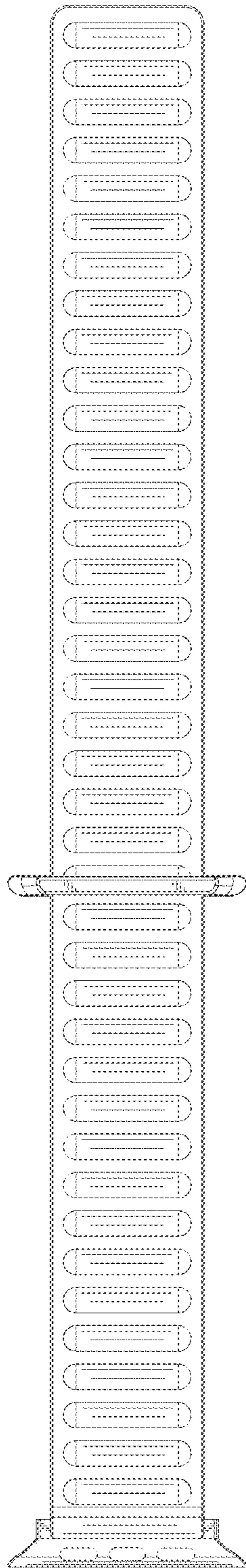


FIG. 4

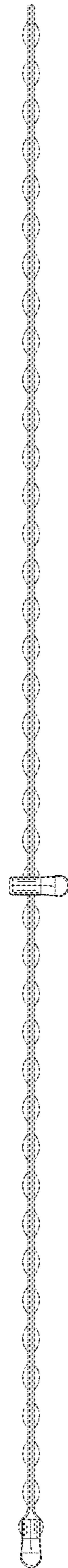


FIG. 5




FIG. 6




FIG. 7

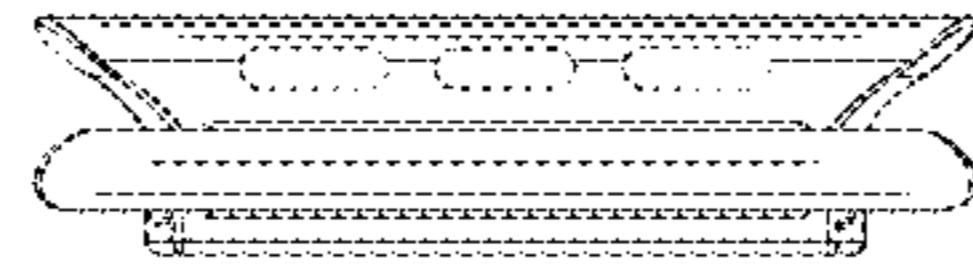


FIG. 8