



US00D985410S

(12) **United States Design Patent** (10) **Patent No.:** **US D985,410 S**
Li (45) **Date of Patent:** **** May 9, 2023**

(54) **WATCH BAND**
(71) Applicant: **Shenzhen Yingmu Electronic Commerce Co., Ltd.**, Shenzhen (CN)
(72) Inventor: **Jianneng Li**, Shenzhen (CN)
(**) Term: **15 Years**
(21) Appl. No.: **29/858,312**
(22) Filed: **Oct. 31, 2022**
(51) **LOC (14) Cl.** **11-01**
(52) **U.S. Cl.**
USPC **D11/3**
(58) **Field of Classification Search**
USPC D11/1-3, 12-13, 15; D10/30-32, 38, 70;
D14/344
CPC A44C 11/00; A44C 11/007; A44C 13/00;
A44C 5/00; A44C 5/0007; A44C 5/0015;
A44C 5/0053; A44C 5/0061; A44C 5/02;
A44C 5/022; A44C 5/025; A44C 5/027;
A44C 5/08
See application file for complete search history.

(56) **References Cited**

U.S. PATENT DOCUMENTS

D155,768 S * 11/1949 Austin D11/15
3,837,163 A * 9/1974 Fujimori A44C 27/002
D11/12
D241,630 S * 9/1976 Burke D10/32
5,038,557 A * 8/1991 Otsuki A44C 5/107
63/4
D374,111 S * 10/1996 Wilson D11/12
D391,885 S * 3/1998 Kennedy D11/12
D416,815 S * 11/1999 Hartzband D10/32
D433,955 S * 11/2000 Bodino D11/15
D443,213 S * 6/2001 Giardiello D10/32
D443,844 S * 6/2001 Versace D11/3
D447,077 S * 8/2001 Sakamaki D11/3
D679,213 S 4/2013 Jamin

D813,705 S 3/2018 Ferguson
D820,140 S 6/2018 Register
D836,478 S 12/2018 Wright
D837,675 S 1/2019 Tibi
D839,121 S 1/2019 Liu
D840,860 S 2/2019 Zhang
D842,157 S 3/2019 Liu
D848,303 S 5/2019 Register
D905,584 S 12/2020 Register
D964,877 S * 9/2022 Li D11/3
2005/0060981 A1* 3/2005 Yamamoto A44C 5/105
59/85
2007/0271740 A1* 11/2007 Yamamoto A44C 5/246
24/265 WS

(Continued)

OTHER PUBLICATIONS

Metal Magnetic Loop Strap, Date Available: Aug. 24, 2022, AliExpress, Site Visited on Dec. 9, 2022: <https://www.aliexpress.us/item/3256804115152075.html> (Year: 2022).*

Primary Examiner — Llorellys Martinez
Assistant Examiner — Nicole M. Leech
(74) *Attorney, Agent, or Firm* — Rमित Ranjit Kanakia

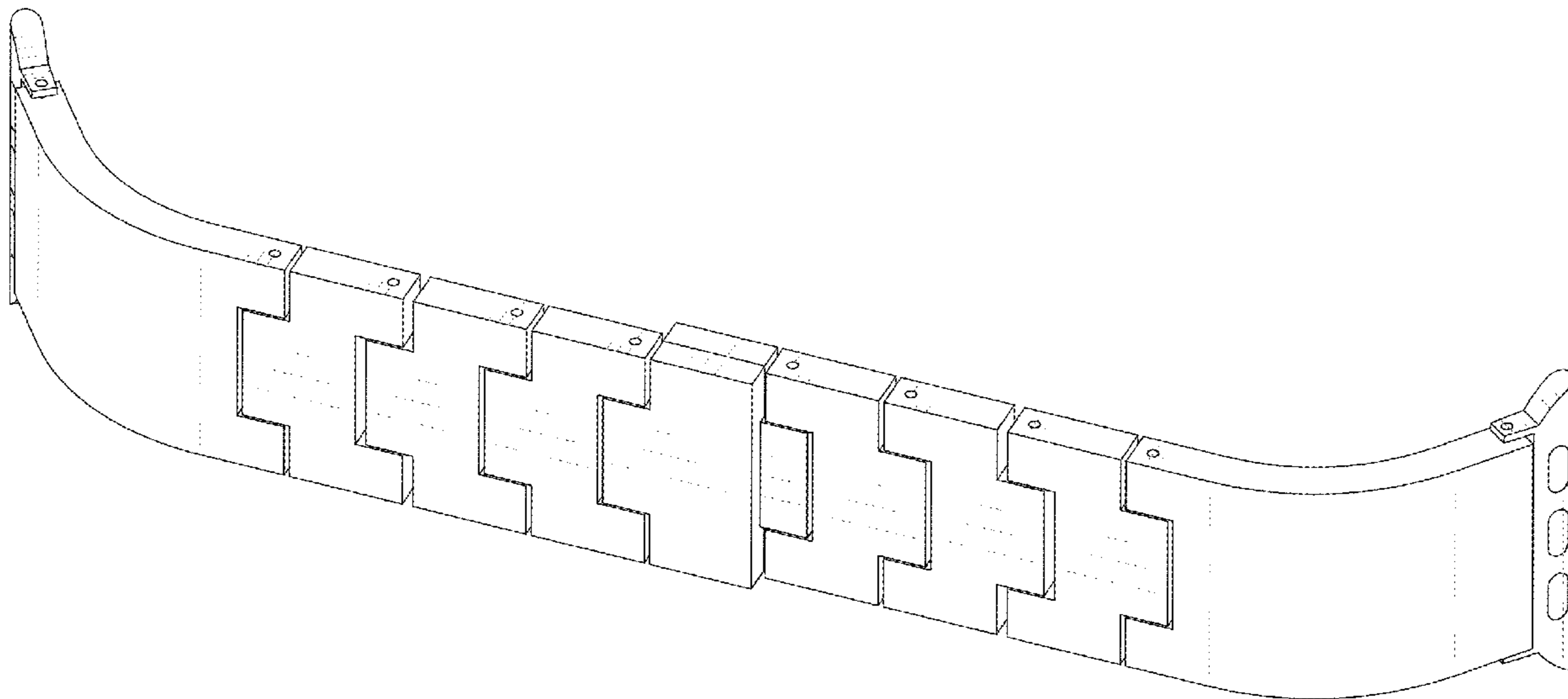
(57) **CLAIM**

The ornamental design for a watch band, as shown and described.

DESCRIPTION

FIG. 1 is a front perspective view of a watch band showing my new design;
FIG. 2 is a rear perspective view thereof;
FIG. 3 is a front elevational view thereof;
FIG. 4 is a rear elevational view thereof;
FIG. 5 is a left side view thereof;
FIG. 6 is a right side view thereof; and,
FIG. 7 is a top plan view thereof, the bottom plan view being a mirror image thereof.

1 Claim, 4 Drawing Sheets



(56)

References Cited

U.S. PATENT DOCUMENTS

2016/0044998 A1 * 2/2016 Suzuki A44C 27/003
428/653

* cited by examiner

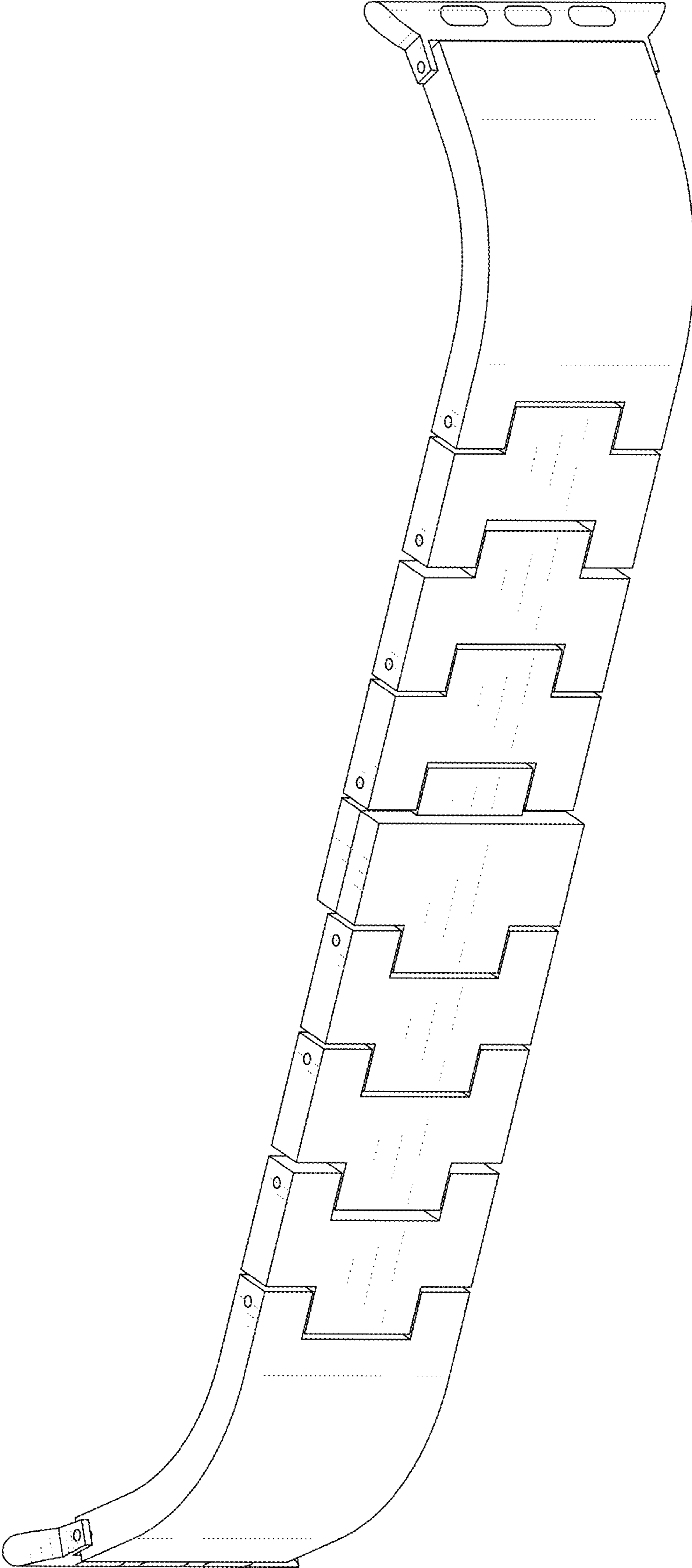


FIG. 1

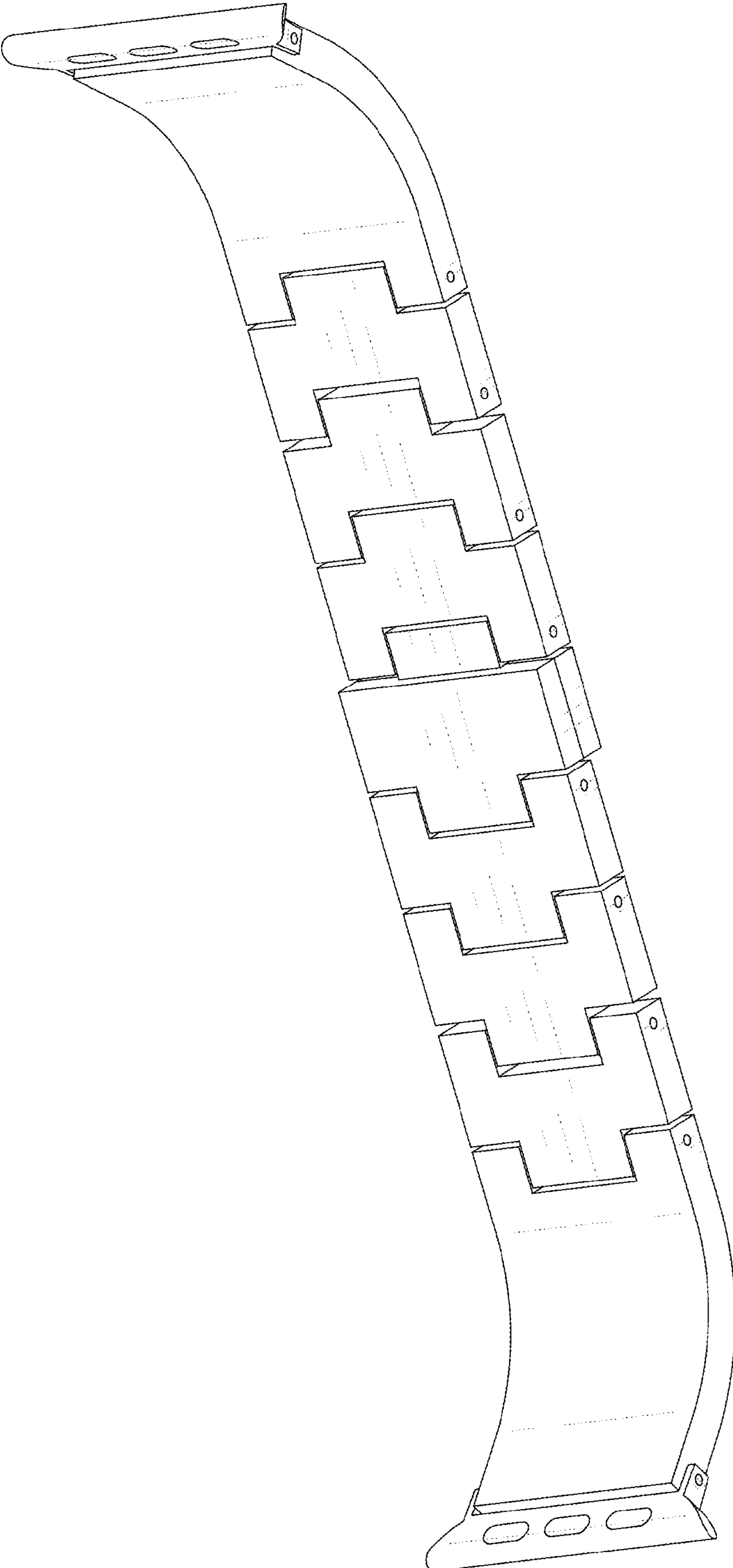


FIG. 2

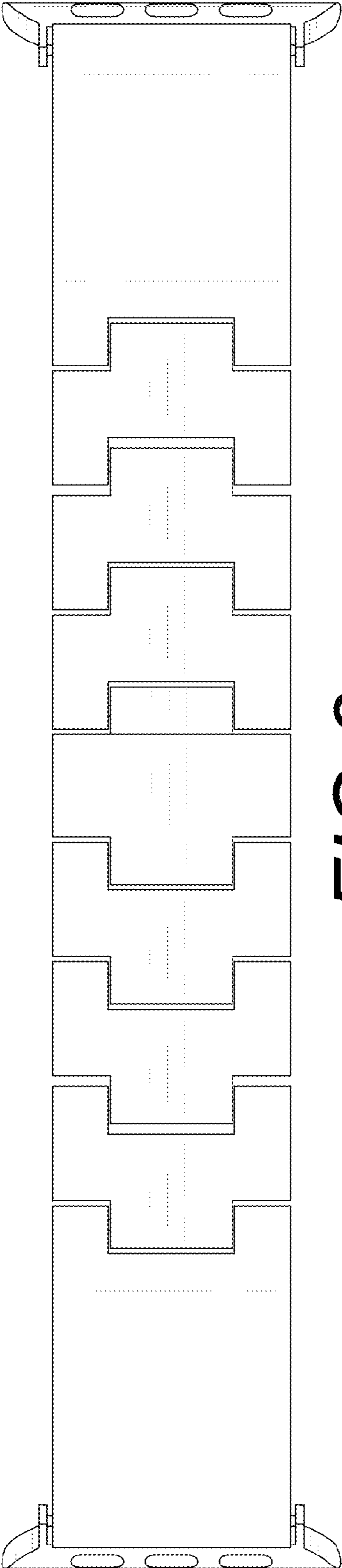


FIG. 3

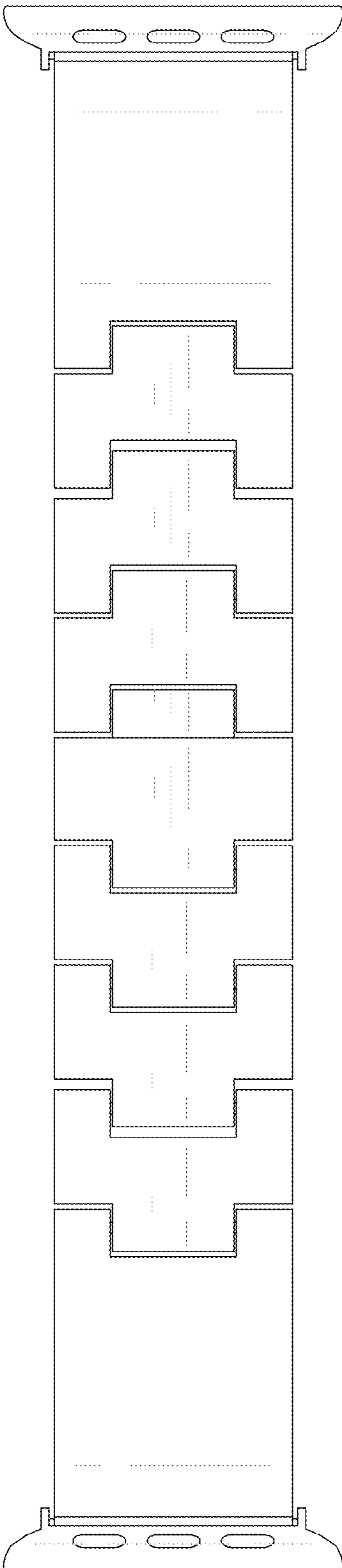


FIG. 4

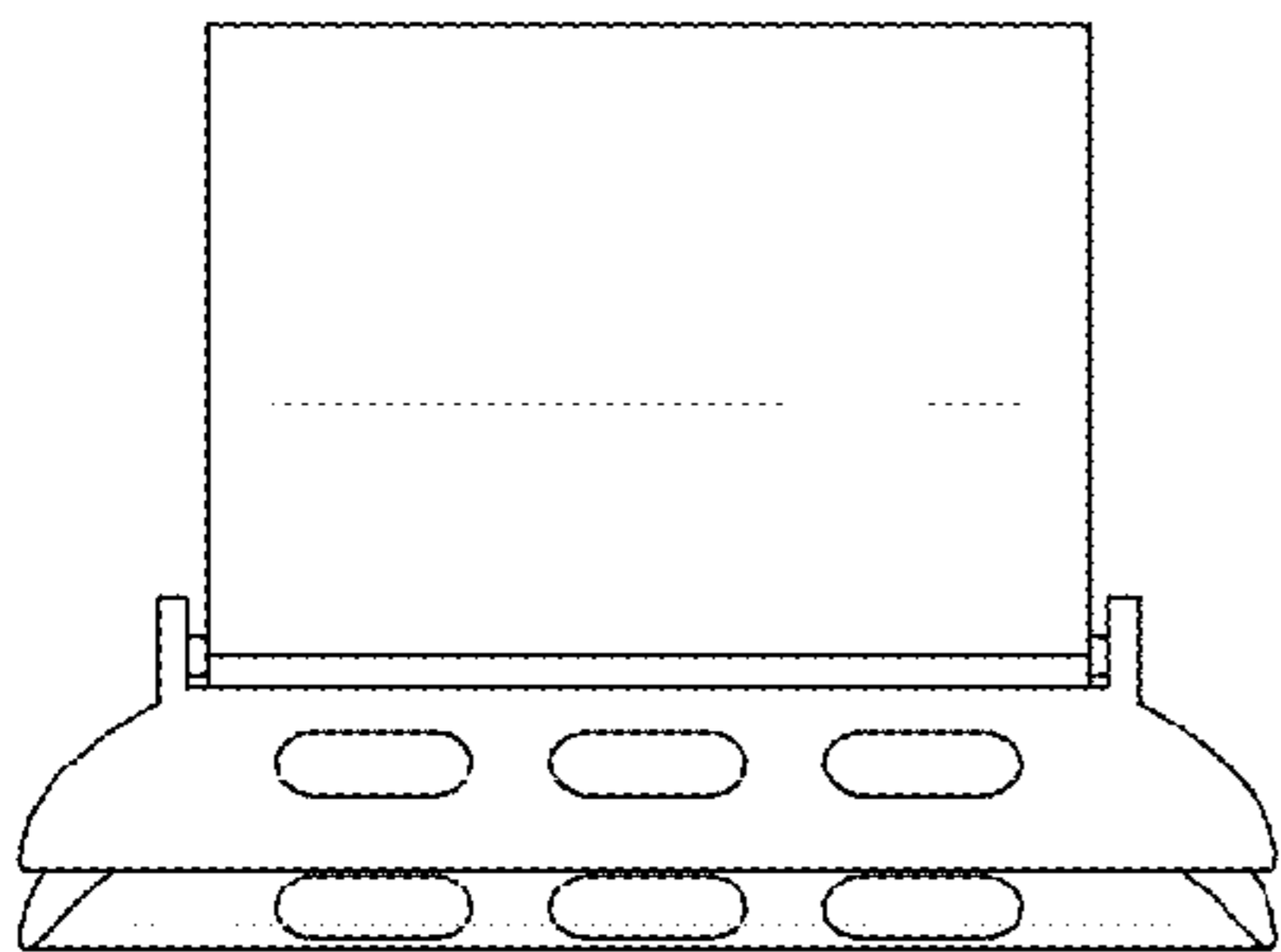


FIG. 5

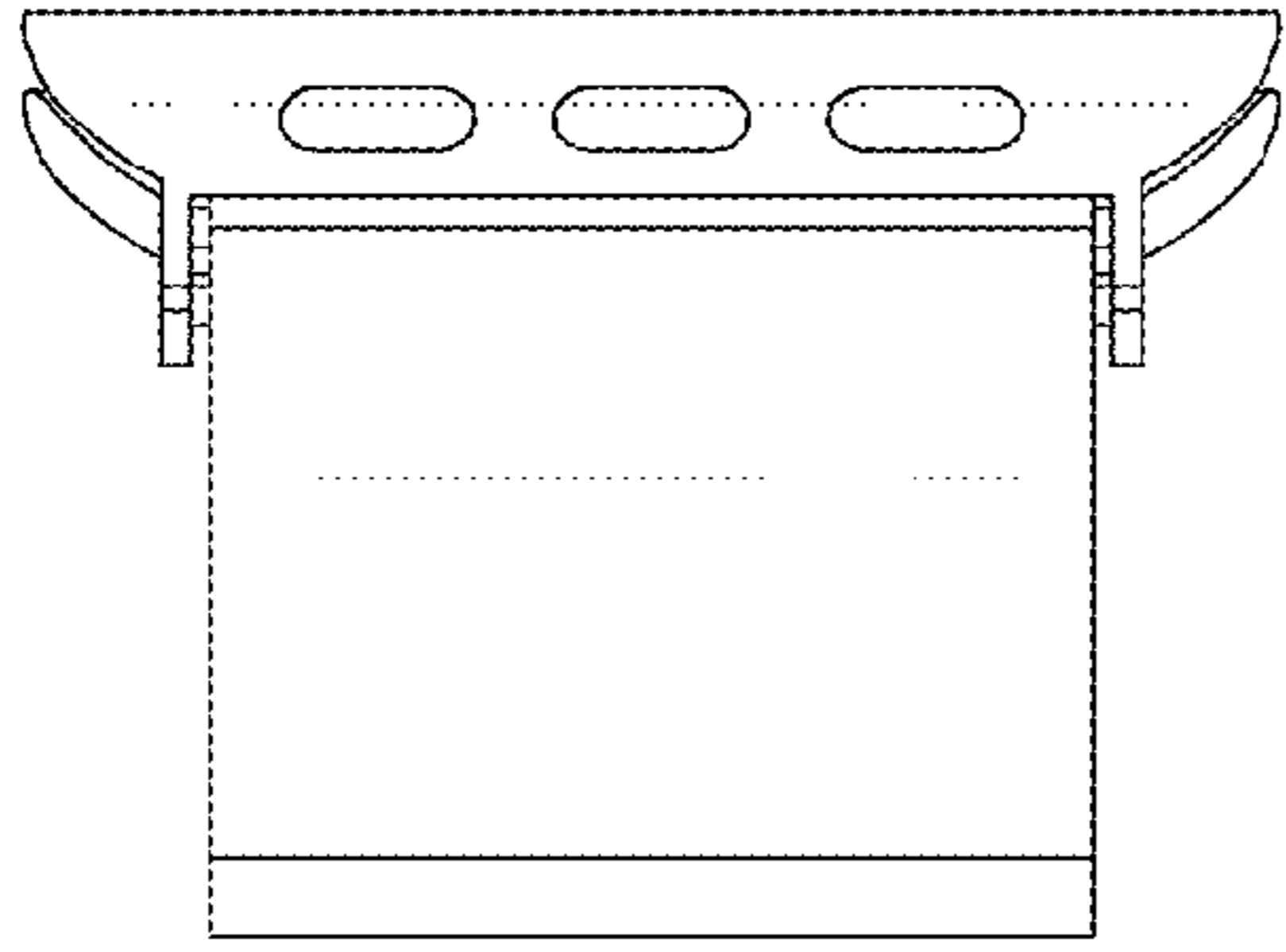


FIG. 6

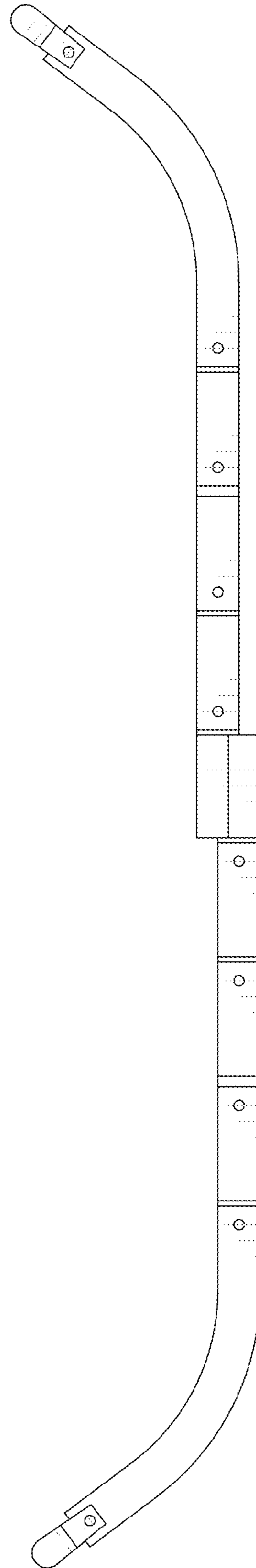


FIG. 7