



US00D985402S

(12) **United States Design Patent**  
**Zhou et al.**

(10) **Patent No.:** **US D985,402 S**

(45) **Date of Patent:** **\*\* \*May 9, 2023**

(54) **BUILDING CONTROLLER**

(71) Applicant: **Honeywell International Inc.**,  
Charlotte, NC (US)

(72) Inventors: **Wenbin Zhou**, Shanghai (CN); **Zhiguo Di**, Shanghai (CN); **Yidan Zhao**,  
Shanghai (CN); **Grant T. Patterson**,  
New Haven, CT (US)

(73) Assignee: **HONEYWELL INTERNATIONAL INC.**, Charlotte, NC (US)

(\*) Notice: This patent is subject to a terminal disclaimer.

(\*\*) Term: **15 Years**

(21) Appl. No.: **29/758,611**

(22) Filed: **Nov. 17, 2020**

(51) **LOC (14) Cl.** ..... **10-05**

(52) **U.S. Cl.**  
USPC ..... **D10/50**

(58) **Field of Classification Search**  
USPC ... D10/4, 46, 50, 52, 53, 55, 56, 57, 60, 62;  
D13/162, 174; D14/218, 336, 371  
CPC ..... F24F 11/56; F24F 2110/00; F24F 11/52;  
G05B 2219/2614; G06F 11/1625  
See application file for complete search history.

(56) **References Cited**

**U.S. PATENT DOCUMENTS**

D310,340 S *	9/1990	Wada	.....	D10/50
D393,214 S	4/1998	Ingebritson et al.		
D403,972 S	1/1999	Gaskell et al.		
D506,687 S	6/2005	Fakach et al.		
D535,572 S	1/2007	Fakach et al.		
D535,573 S	1/2007	Barton et al.		
D551,577 S	9/2007	Barton et al.		
D556,607 S	12/2007	Beland et al.		
D572,153 S	7/2008	Bray et al.		

D578,027 S	10/2008	Bray et al.	
D580,282 S	11/2008	Bray et al.	
D580,801 S	11/2008	Fakach et al.	
D590,730 S	4/2009	Simard et al.	
D596,963 S	7/2009	Novotny et al.	
D596,964 S	7/2009	Wang et al.	
7,556,207 B2 *	7/2009	Mueller	..... G05D 23/1902 236/94

D666,508 S	9/2012	Beland et al.	
D666,509 S	9/2012	Beland et al.	
D666,510 S	9/2012	Beland et al.	
D678,084 S	3/2013	Beland et al.	

(Continued)

*Primary Examiner* — George D. Kirschbaum

*Assistant Examiner* — Lillian Windham

(74) *Attorney, Agent, or Firm* — Seager, Tufte & Wickhem, LLP

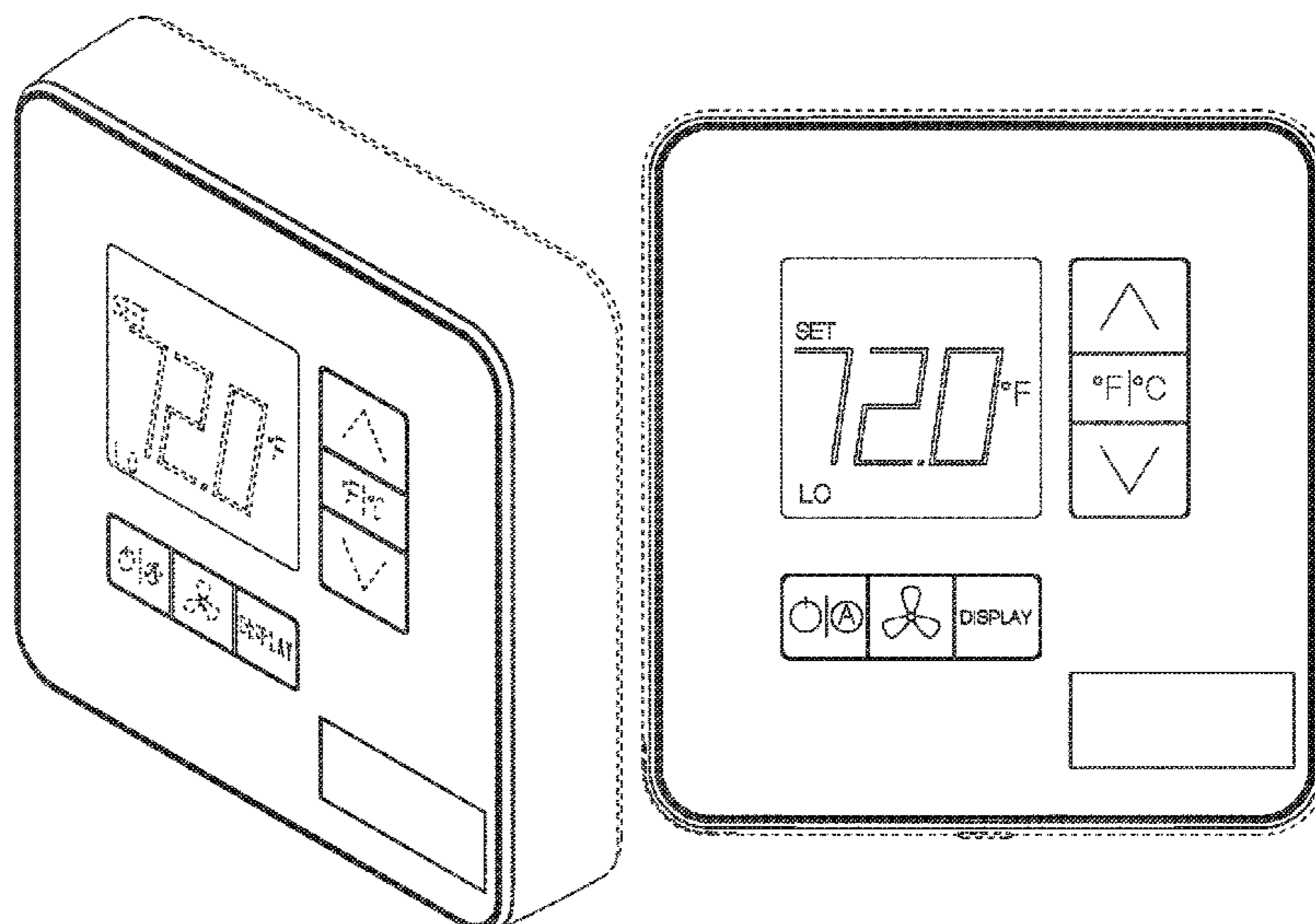
(57) **CLAIM**

The ornamental design for a building controller, as shown and described.

**DESCRIPTION**

FIG. 1 is a perspective view of a building controller; FIG. 2 is a front side view of the building controller of FIG. 1; FIG. 3 is a top side view of the building controller of FIG. 1; FIG. 4 is a bottom side view of the building controller of FIG. 1; FIG. 5 is a right side view of the building controller of FIG. 1; FIG. 6 is a left side view of the building controller of FIG. 1; and, FIG. 7 is a front view of a building controller showing a second embodiment; the top, bottom, left, and right side views being the same as FIGS. 2-6, thereof. The broken lines shown are included for the purpose of illustrating portions of the building controller that form no part of the claimed design.

**1 Claim, 7 Drawing Sheets**



(56)

References Cited

U.S. PATENT DOCUMENTS

D720,633 S	1/2015	Novotny et al.	
D733,591 S *	7/2015	Golden .....	F24F 11/30 D10/50
D737,154 S *	8/2015	Jacoby .....	D10/50
D737,697 S *	9/2015	Bhattacharya .....	D10/50
D738,755 S *	9/2015	Druce .....	D10/50
D751,426 S *	3/2016	Edgar .....	D10/50
D758,217 S *	6/2016	Kumfer .....	D10/50
D780,699 S *	3/2017	Zhang .....	G09G 3/2003 D13/162
D792,789 S	7/2017	Read et al.	
D797,580 S	9/2017	Read et al.	
D802,450 S *	11/2017	Boynton .....	G09G 3/2003 D10/50
D803,705 S	11/2017	Read et al.	
D809,942 S *	2/2018	Cool .....	D10/49
D809,943 S *	2/2018	Jacoby .....	D10/50
D817,788 S *	5/2018	Jacoby .....	D10/50
D828,816 S *	9/2018	Spors .....	D10/50
D832,722 S *	11/2018	Farenski .....	D10/50
D842,713 S	3/2019	Erbacher et al.	
D871,933 S *	1/2020	Zhang .....	G09G 3/2003 D10/50
D885,943 S *	6/2020	Yu .....	F24F 11/52 D10/57
D894,761 S *	9/2020	Read .....	F24F 11/52 D10/50
RE48,728 E *	9/2021	Jacoby .....	F24F 11/52 D10/50
D932,927 S *	10/2021	Wu .....	F24F 11/52 D10/57
2007/0278320 A1 *	12/2007	Lunacek .....	G06F 3/04842 236/94
2009/0276096 A1 *	11/2009	Proffitt .....	G09G 5/003 700/278
2011/0132991 A1 *	6/2011	Moody .....	G05D 23/1902 236/94
2014/0184418 A1 *	7/2014	Maeda .....	F24F 11/30 340/691.6
2016/0349823 A1 *	12/2016	Killo .....	G09G 3/2003
2019/0154499 A1 *	5/2019	Buckley .....	G01K 13/02

\* cited by examiner

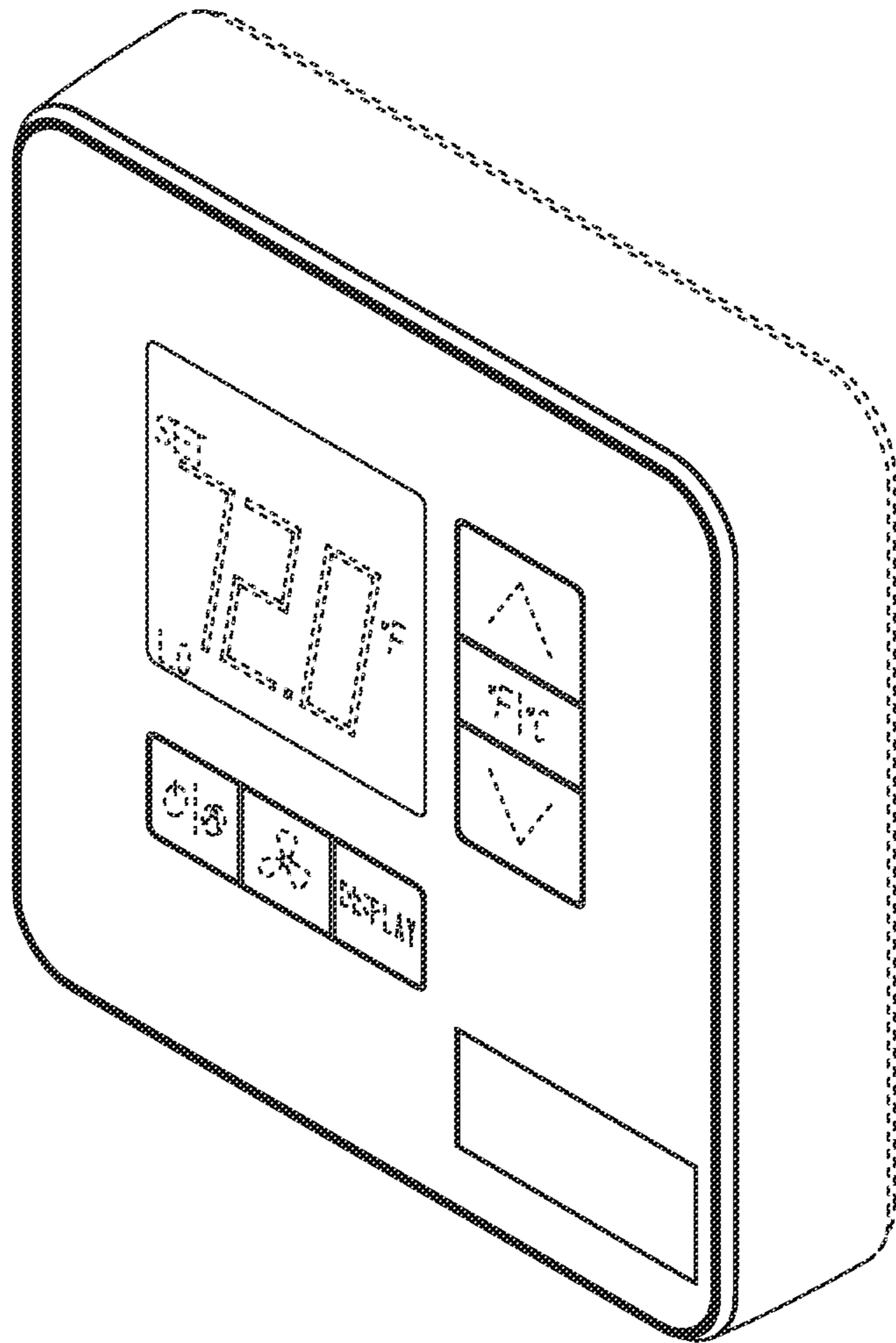


FIG. 1

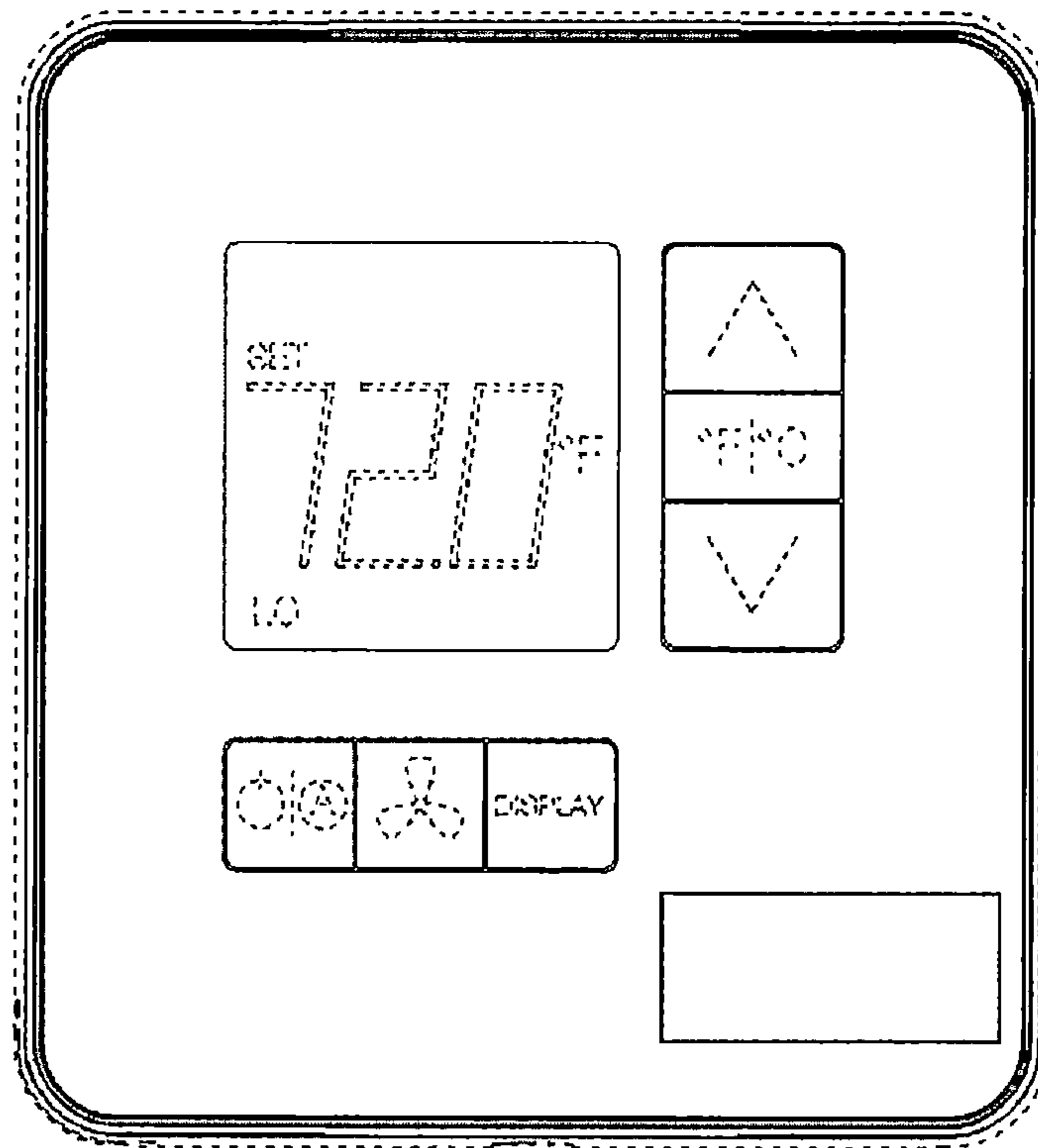


FIG. 2



FIG. 3

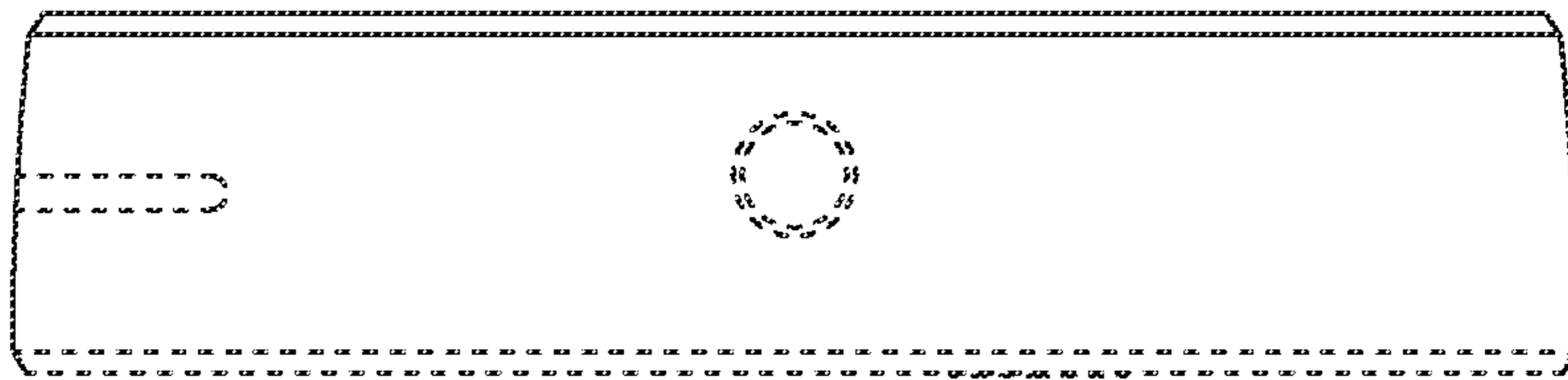


FIG. 4






FIG. 5




FIG. 6



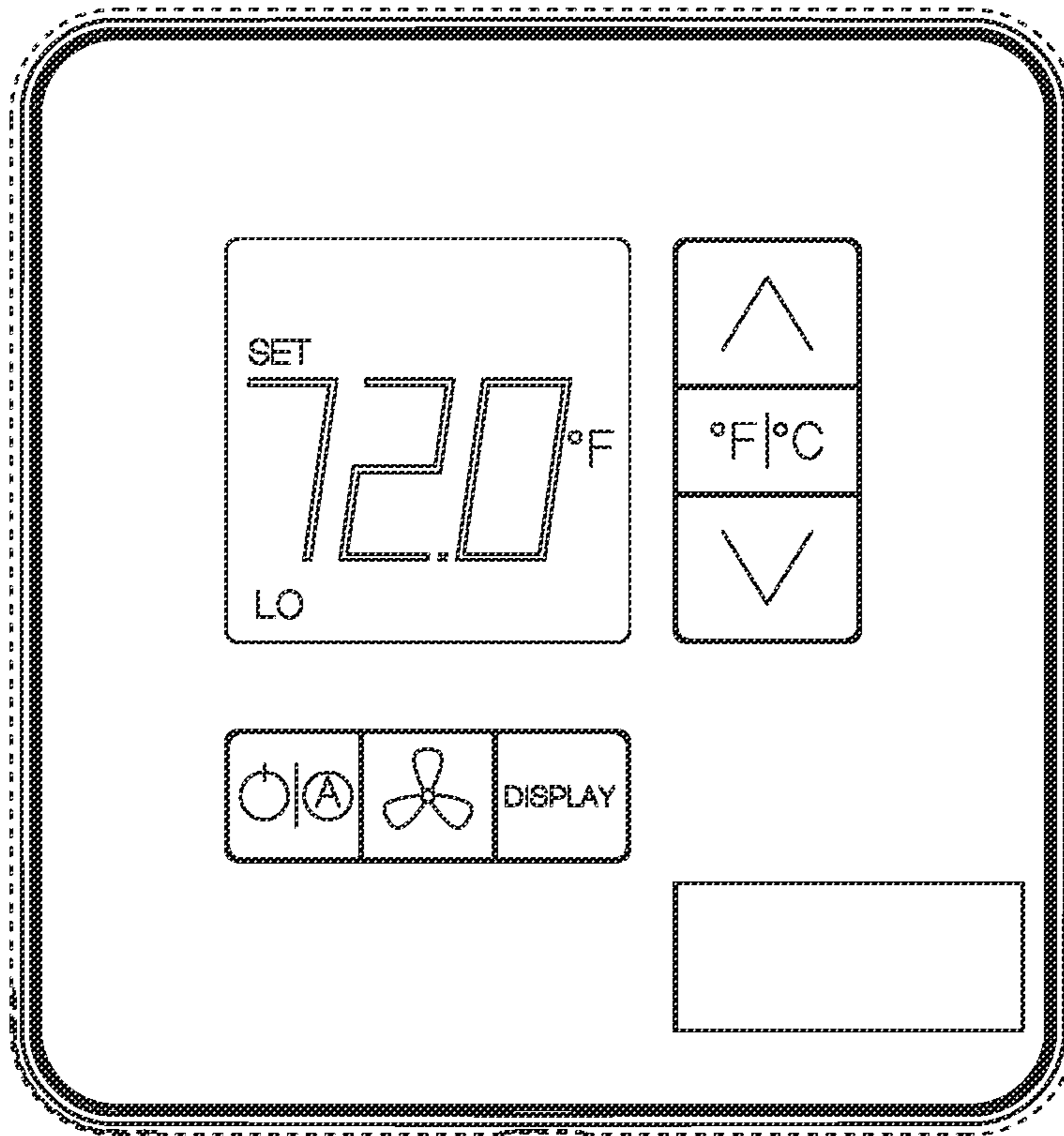


FIG. 7