



US00D985367S

(12) **United States Design Patent**
Yin

(10) **Patent No.:** **US D985,367 S**

(45) **Date of Patent:** **** May 9, 2023**

- (54) **U-SHAPED HOLDER**
- (71) Applicant: **Shenzhen Aichong Industry Co., Ltd,**
Shenzhen (CN)
- (72) Inventor: **Aicheng Yin,** Changning (CN)
- (**) Term: **15 Years**
- (21) Appl. No.: **29/863,222**
- (22) Filed: **Dec. 16, 2022**
- (51) **LOC (14) Cl.** **08-05**
- (52) **U.S. Cl.**
USPC **D8/354**
- (58) **Field of Classification Search**
USPC D8/300, 306, 307, 330, 331, 354, 363,
D8/367, 370; D12/115
CPC A47G 1/17; A47G 25/0607; A47G 25/10;
Y10T 292/57; F24C 15/022
See application file for complete search history.

(56) **References Cited**

U.S. PATENT DOCUMENTS

D25,282 S *	3/1896	Beardsley	D12/115
D227,393 S *	6/1973	Bickham	D8/367
D232,704 S *	9/1974	Wagner	D8/306
D244,512 S *	5/1977	Edwards	D12/115
D244,883 S *	6/1977	Rohrmuller	D8/370
D302,318 S	6/1989	O'Donnell		
D310,479 S *	9/1990	Speetzen	D6/567
D354,429 S *	1/1995	McNaughton	D8/367
D440,147 S *	4/2001	Rimback	D8/363
D446,444 S *	8/2001	Sterling	D8/367
D448,705 S *	10/2001	Bulson	D12/114
D461,082 S *	8/2002	Snell	D6/522
D465,365 S *	11/2002	Moore	D6/523
D477,481 S *	7/2003	Ouano	D6/546
D510,232 S *	10/2005	Varelli	D7/393
D510,258 S *	10/2005	Glass	D8/373
D558,034 S *	12/2007	Ernst	D8/372
D699,967 S *	2/2014	Goodman	D6/522

D701,058 S *	3/2014	Goodman	D6/522
D756,756 S *	5/2016	Kuehn	A47G 1/1686
				D8/367
D757,527 S *	5/2016	Rawls-Meehan	A47F 7/0071
				D8/349
D810,548 S *	2/2018	Lynn	D8/367
D811,116 S *	2/2018	Goodman	D6/522
D868,568 S *	12/2019	Elliott	D8/367
10,876,682 B2 *	12/2020	Murphy	A47G 1/1686
10,889,249 B1 *	1/2021	Snyder	A47F 7/0071
D913,777 S *	3/2021	Liu	D8/370
D922,182 S *	6/2021	Wedding	D8/367
D931,716 S *	9/2021	Kacines	D8/370
D941,129 S *	1/2022	Chen	D8/367
D949,112 S *	4/2022	Wedding	D8/367

(Continued)

Primary Examiner — Rachel A. Voorhies
Assistant Examiner — Benjamin D. Wannemacher
 (74) *Attorney, Agent, or Firm* — Daniel M. Cohn;
 Howard M. Cohn

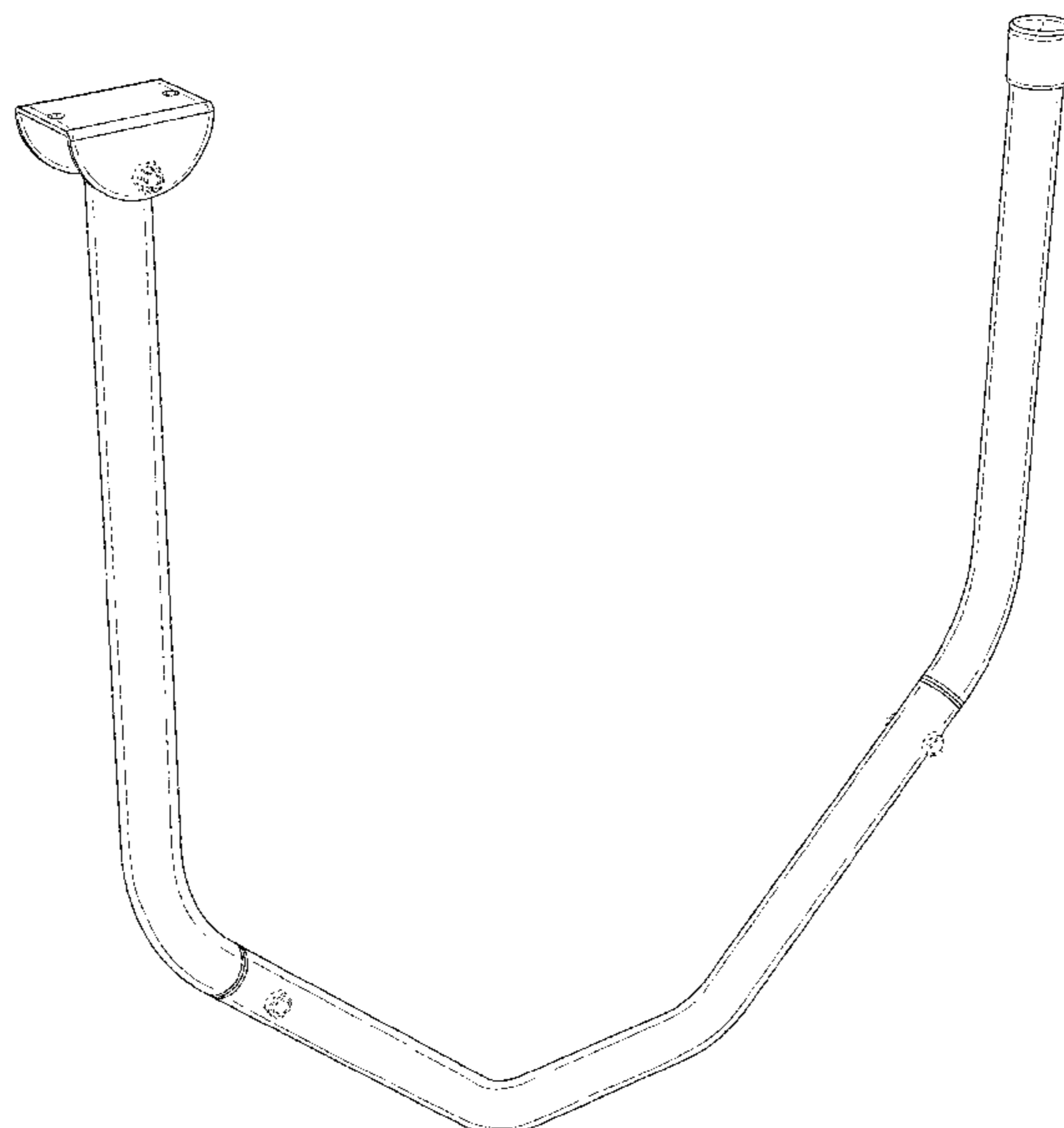
(57) **CLAIM**

The ornamental design for the U-shaped holder, as shown and described.

DESCRIPTION

FIG. 1 is a perspective view of the U-shaped holder showing my new design;
 FIG. 2 is front perspective view thereof;
 FIG. 3 is a back view thereof;
 FIG. 4 is a left view thereof;
 FIG. 5 is a right view thereof;
 FIG. 6 is a top plan view thereof;
 FIG. 7 is a bottom plan view thereof; and,
 FIG. 8 is another perspective view of the U-shaped holder as shown.
 The broken lines are for the purpose of illustrating portions of the U-shaped holder that form no part of the claimed design.

1 Claim, 8 Drawing Sheets



(56)

References Cited

U.S. PATENT DOCUMENTS

D962,750 S * 9/2022 Wedding D8/367
D976,084 S * 1/2023 Kosch D8/367

* cited by examiner

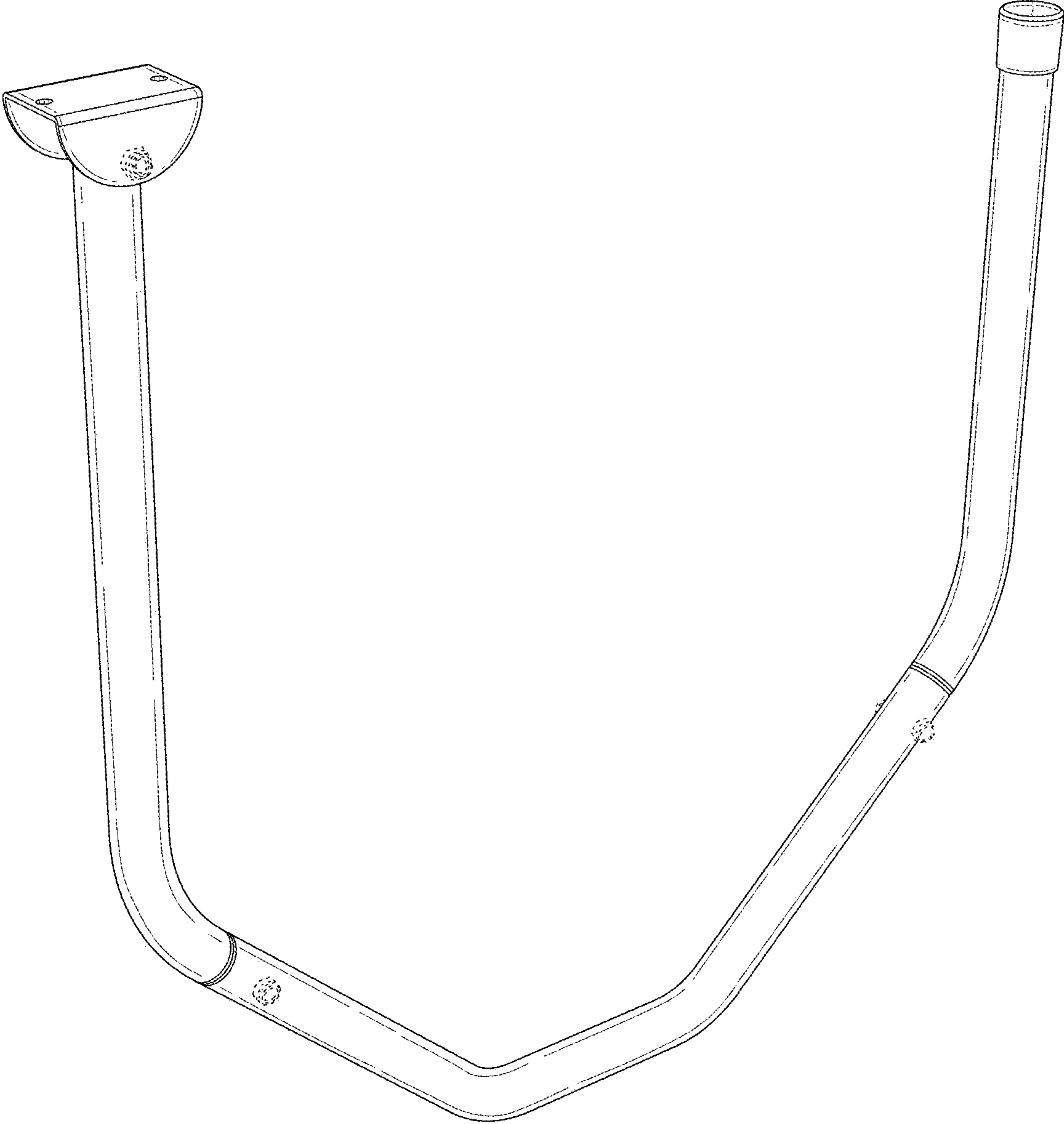


FIG.1

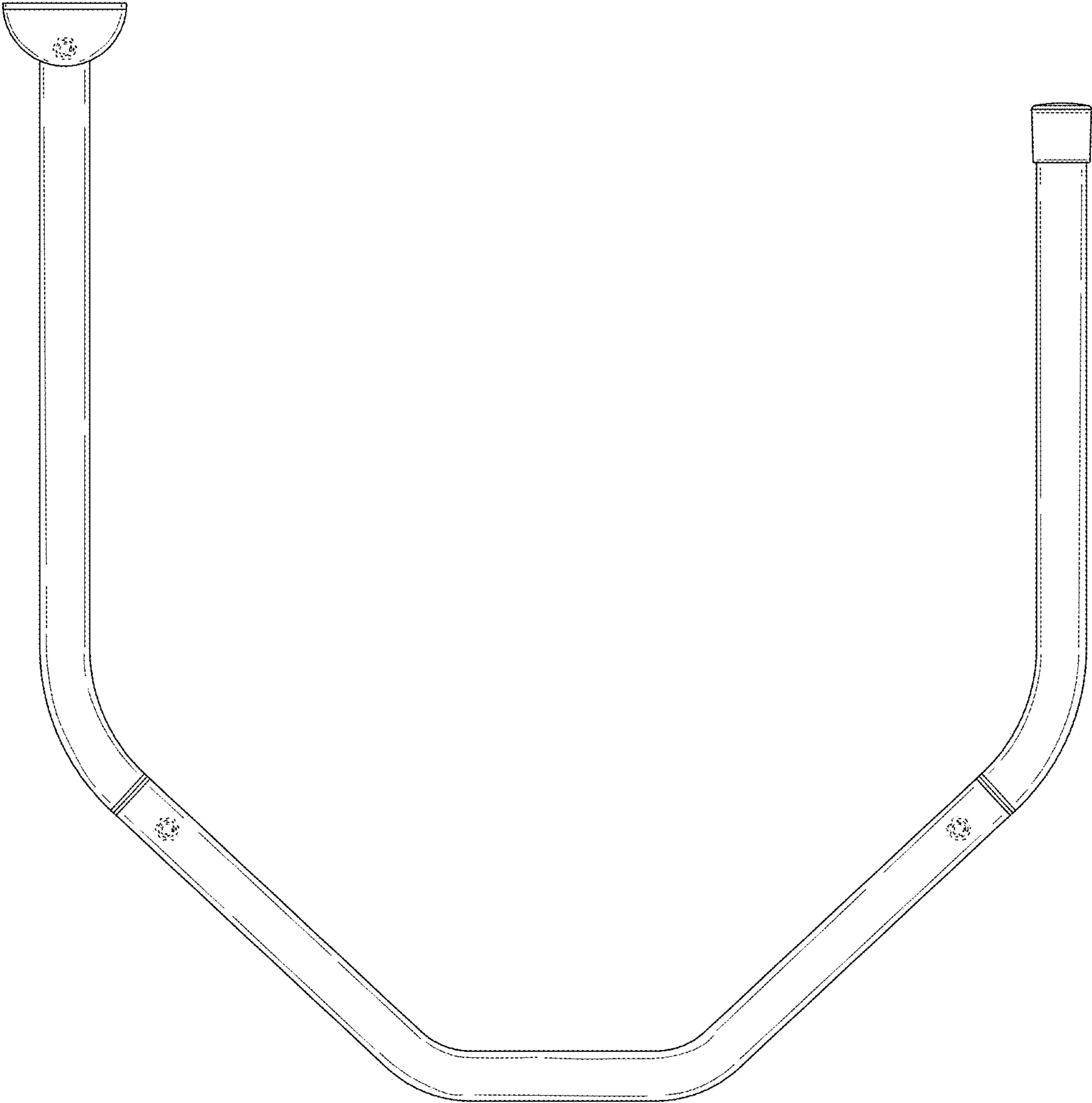


FIG.2

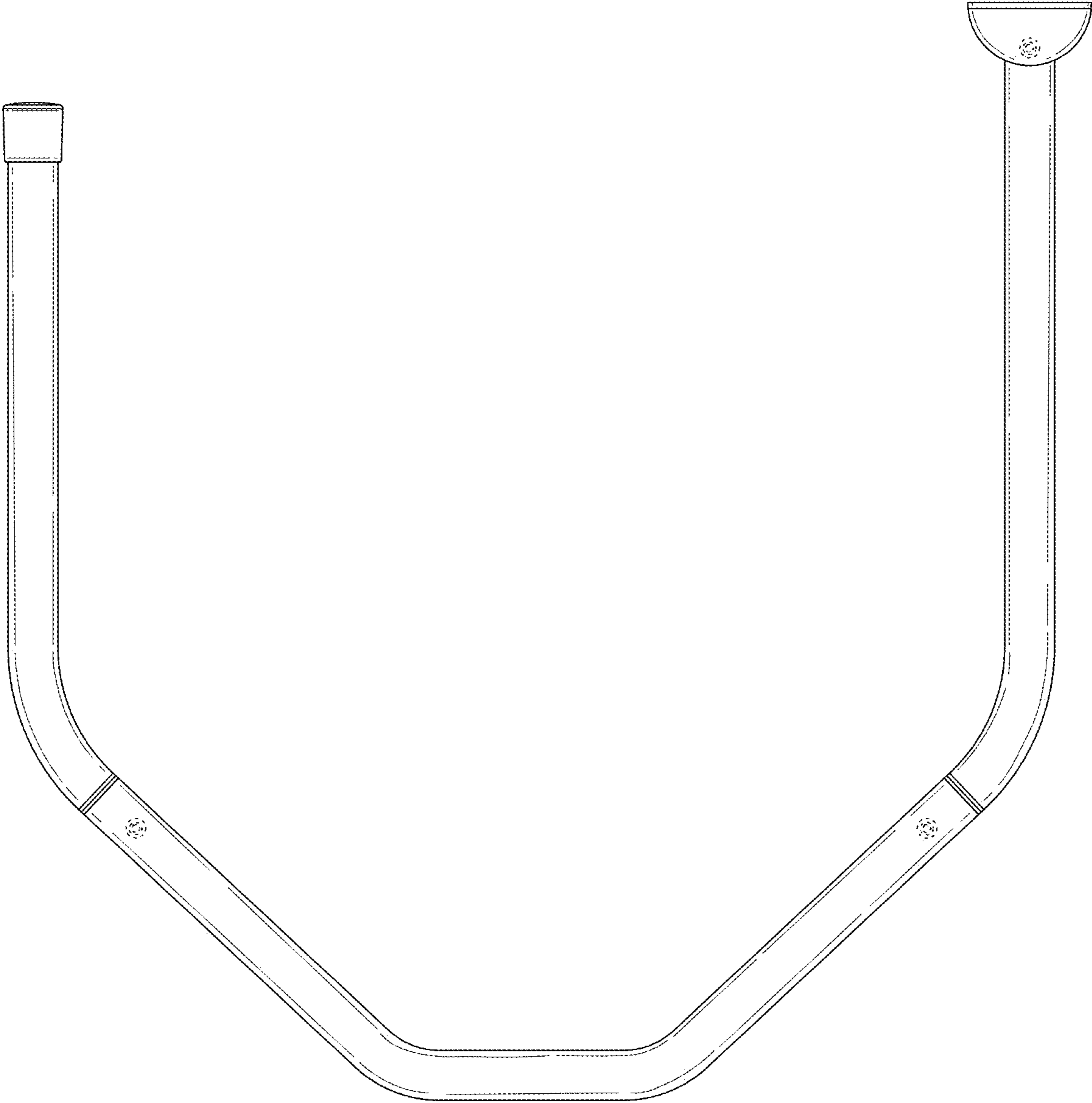


FIG.3

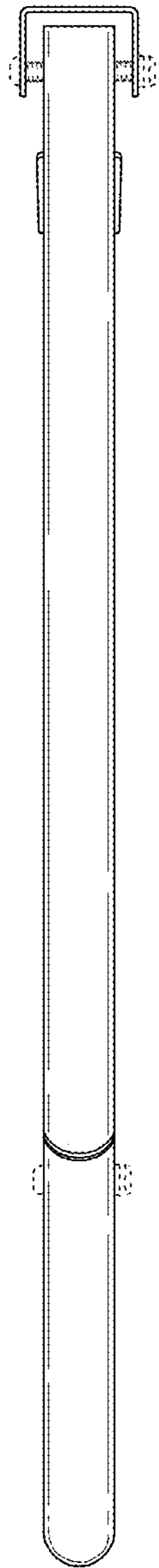


FIG.4

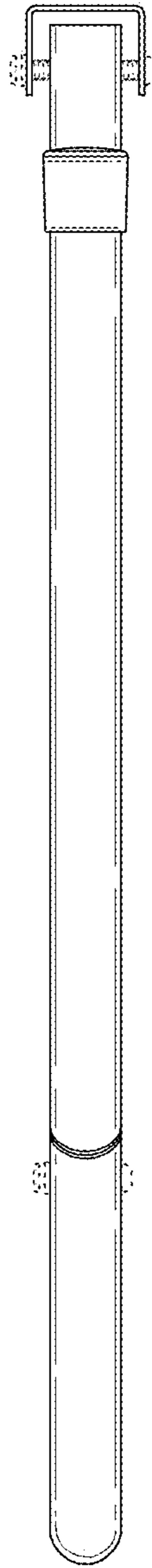


FIG.5

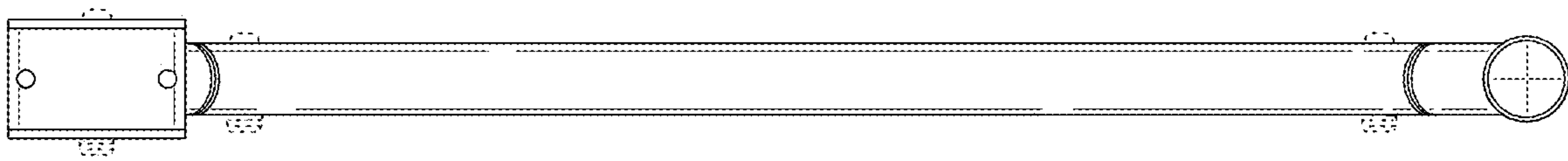


FIG.6

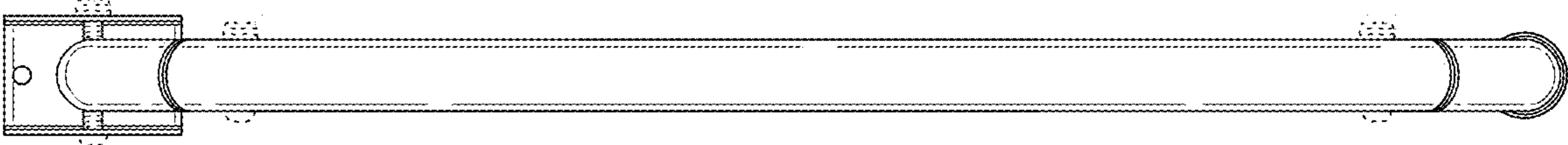


FIG.7

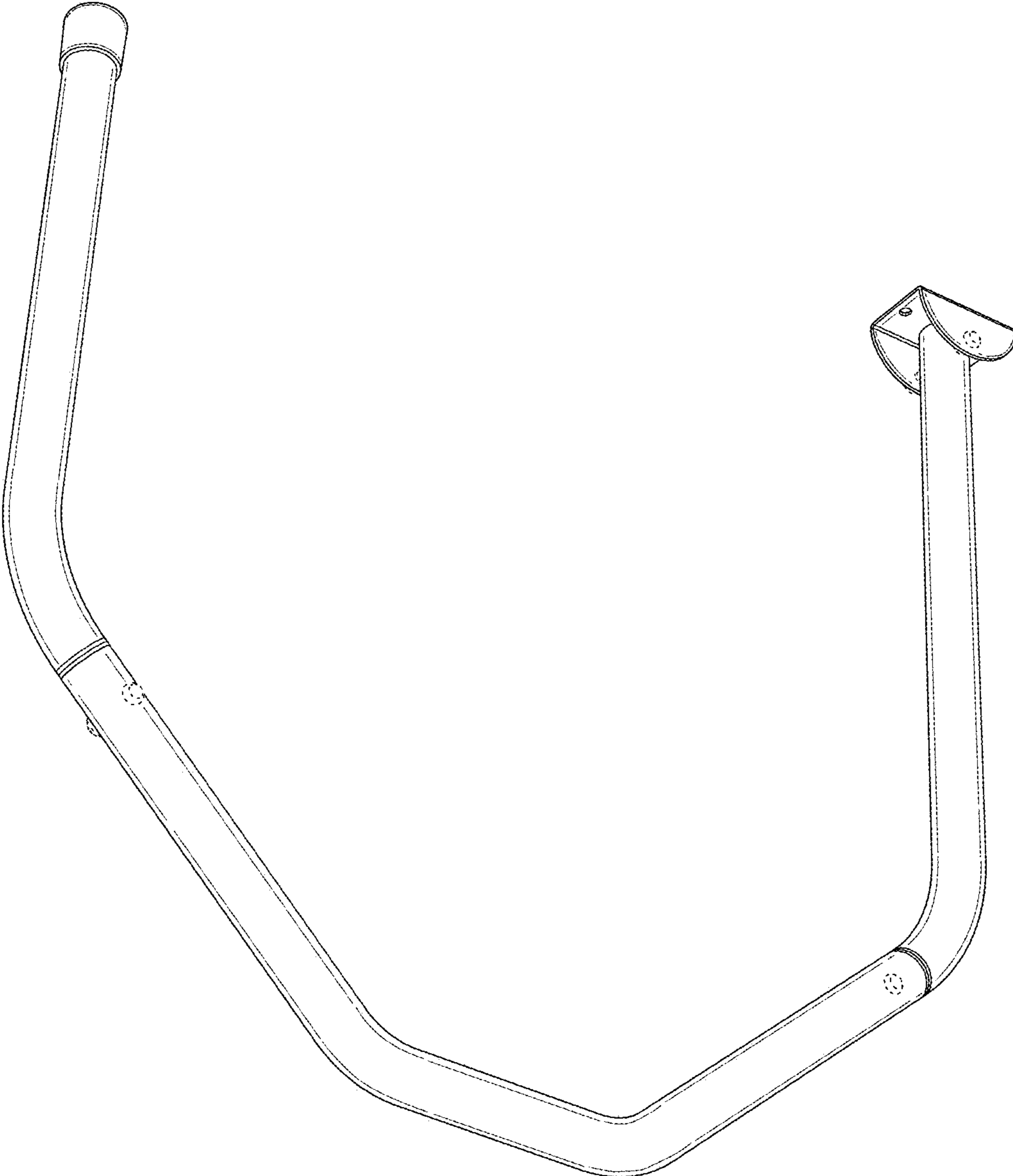


FIG.8